



DISCOVER OUR
LED VIDEOWALLS



**THE
ULTIMATE
BOOST
FOR YOUR
BOWLING CENTER.**

OUR LED WALLS ARE MULTIFUNCTIONAL!

- Separate your videowall in as much parts as you want.
- You can show animations, commercials, live videos and much more.
- Generate more profit by showing special promotions.
- Customise your content to your visitors real-time.
- All screens are specially customized to your needs!

Compatible with



YouTube



THE ADDED VALUE OF LED VIDEO WALLS TO YOUR BUSINESS.

Walk into a bowling centre with an LED Video Wall masking and the effect is quite obvious; the overwhelming graphics displayed on the large masking area are the ultimate boost to any bowling centre. However the added value of LED Video masking lies in it's commercial possibilities.

THE POSSIBILITIES.

A LED Video Wall offers many attractive options. You create your desired atmosphere through animations or videos while bowling. In addition, it is also possible, for example, to broadcast a sports match or to communicate an action. Do you want both? No problem! These options are easy to combine because you can split your screen into as many parts as you want.

The installation includes approx. 20 animations on delivery. After installation you can download 3 animations for free every month.

INSTALLATION.

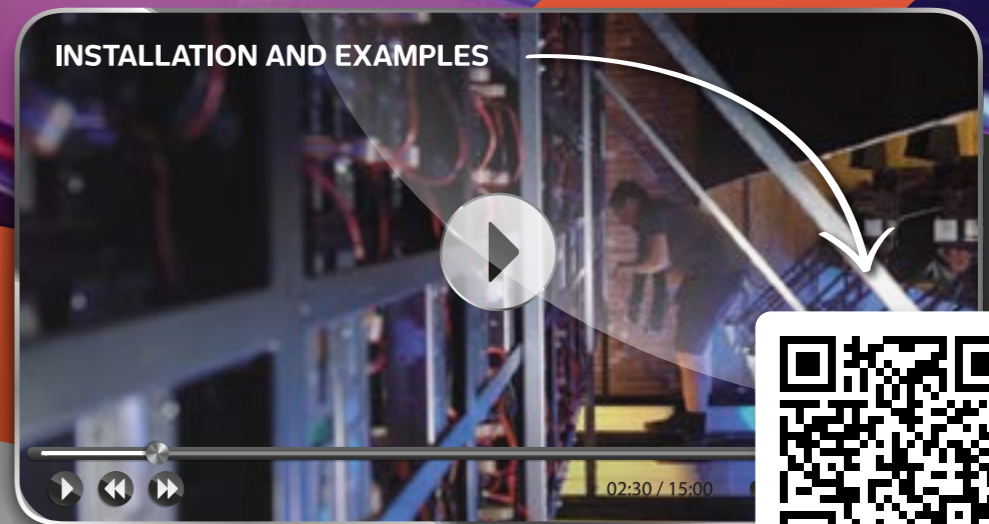
Installing the LED Video Wall takes little time. To reduce downtime to a minimum it's even possible to carry out the installation at night time.

CONTENT.

After installation you will have access to a large collection of animations and you will receive a number of new animations for FREE every month! Prefer to play your own content? This is no problem at all. The broadcast source can be a computer, but also television, the Internet, YouTube or, for example, AppleTV. The possibilities are endless.



INSTALLATION AND EXAMPLES




BOWLING MEDIA.

Bowling Media specializes and only installs LED Videowalls for bowling centers. For this they have developed unique software that fits the needs of a bowling center, is very easy to use and with the push of a button you can change the atmosphere of your center to suit your guests or a theme, promote an offer or broadcast a sporting event.


TRAINING.

How to work with the LED Video Wall is explained in a detailed two-hour training course that takes place the day after the installation is done. The software used is specially developed for these LED Video Walls and is extremely user-friendly.

OUR MODEL VERSIONS




ORIGINAL
150 Watt m2



ENERGY SAVER
75 Watt m2

Our sales team is happy to help you with the best options for your center.



BOWLING MEDIA