



**QUBICA**  **AMF**

**XL & XLi PINSPOTTER  
REPLACEMENT PARTS**



# WHEN YOU BUY GENUINE AMF XL & XLi PARTS, YOU CAN BE 100% CERTAIN ABOUT EVERYTHING.

Choosing Genuine AMF XL & XLi replacement parts is choosing certainty over uncertainty.

- You can be certain we manufacture XL & XLi parts to original OEM quality
  - Genuine AMF parts are always compatible and always durable.
- You can be certain we have every XL & XLi part you might need
  - And that we'll have the part every time.
- You can be certain we'll fill your order – With a fill rate of 98%, we're the industry leader.
- With our 100% money back guarantee, you can be certain of satisfaction
  - We stand behind our parts – and you.



## TABLE OF CONTENTS

### ELECTRICAL

Front End Electrical Installation, XL .....	10
Front End Electrical Installation, Xli .....	11
Dual Pit Light Assembly XL .....	12
Dual Pit Light Assembly Xli .....	13
Xli Motor Replacement Parts .....	17
Sweep & Table Cam Switch Assy .....	19
Chassis & Mounting Bracket Assembly .....	64-65

### FRONT END COMPONENTS

Front End Frame & Platform Assembly, Right Hand Machine .....	6-7
Front End Frame & Platform Assembly, Left Hand Machine .....	8-9
Front End Drive .....	14
Solenoid & Shuttle Operating Assembly .....	15
Table Drive Assembly .....	16
Spot & Respot Linkages .....	18

### BIN AND SHUTTLE

Bin Assembly - Steel .....	38-39
Durabin .....	40
Shuttle Assembly .....	41

### TABLE

Table Assembly - Aluminum .....	22-23
Table & Crossbeam Assembly - Steel .....	24
Table & Bracket Assembly .....	25
Table Torque Tube Assembly - Aluminum .....	26
Table wireway Assembly - Aluminum Table .....	27
Tie Rod Bracket Assembly .....	28
Tie Rod Assemblies .....	29
Front Actuator & Connector Assemblies .....	30
Table & Respot Links .....	31
Table & Respot Cells - Steel .....	32
Respot Cell Assembly - Aluminum .....	33
Respot Cell Assembly, Cells 1 Through 6 .....	34
Respot Cell Assembly, Cells 7 through 10 .....	35
X-Frame to Table Connections .....	36
Yoke & Spotting Cup Assembly .....	37

### SWEEP

Sweep Arm Assembly .....	20
Sweep Bar & Mounting Assembly .....	21

### BACK END

Back End Assembly .....	50-51
Kickback Plate Assembly - Ball Exit Side .....	52-53
Kickback Plate Assembly - Opposite Ball Exit Side .....	54-55
Bounce Plate & Roller Assembly .....	56
Carpet Belt Page .....	57
Cushion & Shock Absorber Assembly .....	58-59
Pin Elevator & Hoop Assembly .....	60-61
Back End Drive Motor & Bracket Assembly .....	62-63

### DISTRIBUTOR

Distributor Drive shaft - Early .....	42
Distributor Drive shaft - Current .....	43
Distributor Assy 1 .....	44-45
Distributor Assy 2 .....	46-47

### BALL RETURN

Positive Ball Lift (PBL) .....	66-67
Light Ball Sensor Assy .....	68-69
Ball Lift Assembly .....	70-71
Belt Tightener Assembly .....	72
Belt Tensioner Assembly .....	73
Belt Tensioner Assembly (OLD STYLE) .....	74
Ratchet Drive Assembly .....	75
Track Assembly .....	76-77

### GUARDS & SAFETY LABELS


Guards & Safety Labels .....	80-81
------------------------------	-------

### FOUL LIGHTS

Foul Lights .....	82
-------------------	----



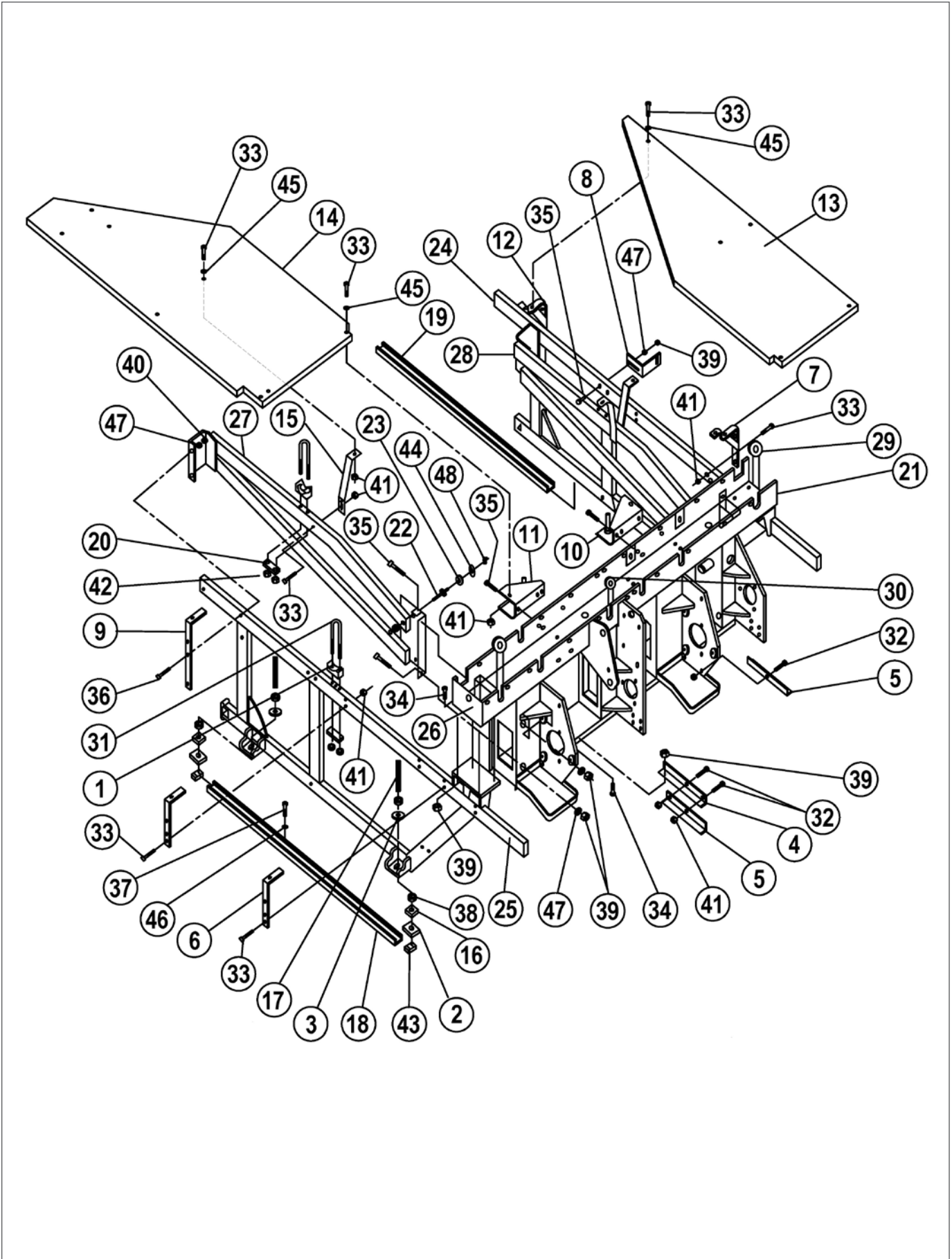




**QUBICA**  **AMF**  
**FRONT END**




# FRONT END FRAME & PLATFORM ASSEMBLY, RIGHT HAND MACHINE



## FRONT END FRAME & PLATFORM ASSEMBLY, RIGHT HAND MACHINE

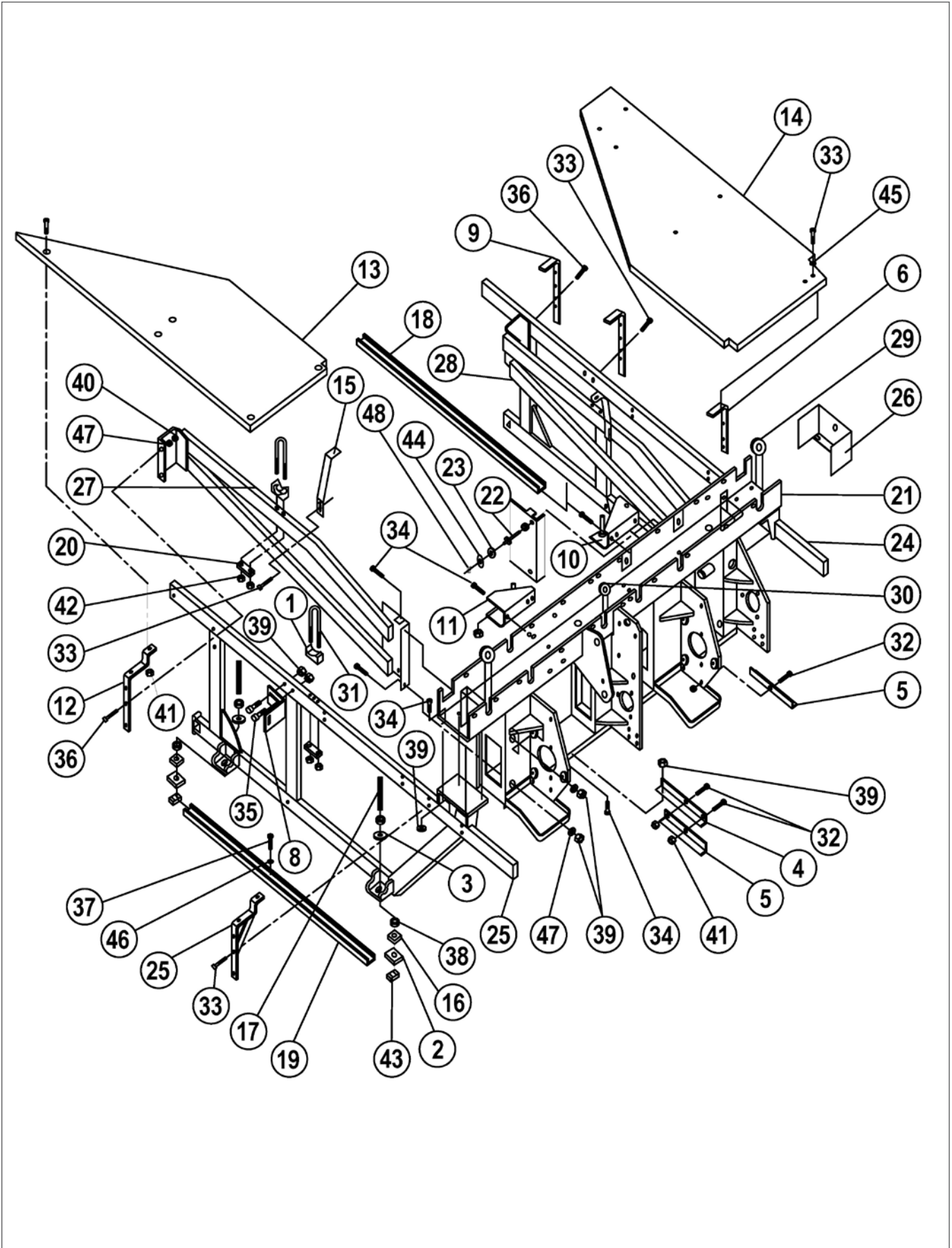
ITEM	QTY	PART NUMBER	DESCRIPTION
1	4	000 021 528	Saddle
2	4	000 021 786	Frame Adjustment Plate
3	4	000 021 787	Washer, 9/16 X 1 - 5/8 X 1/4, Black
4	1	070 001 596	Angle Bracket
5	2	070 001 698	Pit Light Bracket
6	2	070 001 817	Platform Angle Weldment
7	1	070 001 819	Platform Support Weldment
8	2	070 004 654	Track Support Bracket
9	1	070 006 405	Angle Weldment
10	1	070 006 411	Bracket Weldment Bin Assembly, R.H. (10 PS)
11	1	070 006 413	Bracket Weldment Bin Assembly, L.H. (7 PS)
12	1	070 006 414	Platform Support Bracket
13	1	070 006 425	Platform, R.H. (Odd 10 PS)
14	1	070 006 426	Platform, L.H. (Even 7 PS)
15	3	070 006 490	Platform Support Bracket
16	4	070 007 509	Elevating Nut
17	4	070 007 510	Elevating Setscrew
18	1	070 007 843	Unistrut, Long
19	1	070 007 844	Unistrut, Short
20	4	070 008 126	Clamp Bar
21	1	088 200 566	Cross Beam Weldment
22	4	090 002 028	Pin Spring Roller
23	4	090 003 795	Counterbalance Spring Roller
24	1	090 004 002	Side Frame, R.H. (Odd 10 PS)
25	1	090 004 006	Side Frame, L.H. (Odd 7 PS)
26	1	090 005 034	End Plate
27	1	090 005 646	Inner Side Brace L.H. (7 PS)
28	1	090 005 647	Inner Side Brace R.H. (10 PS)
29	2	250 001 046	Grommet, Large
30	8	711 520 017	Grommet, Small
31	4	804 557 731	U-Bolt, Sweep Mounting
32	4	809 849 125	Screw, Hex, 1/4 - 20 X 3/4

ITEM	QTY	PART NUMBER	DESCRIPTION
33	20	809 849 285BG	Screw, Hex, 1/4 - 20 X 1 - 3/4 Bag Of 10
34	18	809 865 165BG	Screw, Hex, 3/8 - 16 X 1 Bag Of 10
35	4	809 865 285	Screw, Hex, 3/8 - 16 X 1-3/4
36	4	809 865 325BG	Screw, Hex, 3/8 - 16 X 2, Bag Of 10
37	8	810 556 320	Screw, Hex Lag, 5/16 X 2
38	8	835 573 002BG	Nut, Hex Jam, 1/2 - 13 Bag Of 10
39	24	839 665 002BG	Nut, Hex Lock 3/8 - 16, Bag Of 10
40	1	840 065 002BG	Nut, Flex Lock, Thin, 3/8 - 16 Bag Of 10
41	14	844 049 002BG	Nut, Stover Lock, 1/4 - 20 Bag Of 10
42	8	844 057 002BG	Nut, Hex Lock, 5/16 - 18 Bag Of 10
43	4	853 500 001BG	Unistrut Nut, Bag Of 10
44	1	945 867 242BG	Washer, 13/32 X 1 - 1/2 Bag Of 10
45	5	948 753 102BG	Washer, Flat, 5/8 X 9/32 X 1/16 Bag Of 10
46	8	948 761 112BG	Washer, Flat, 11/16 X 11/32 X 1/16 Bag Of 10
47	25	948 767 132BG	Washer, Flat, 13/16 X 13/32 X 1/16 Bag Of 10
48	1	963 400 002BG	X-Washer, Bag Of 10






# FRONT END FRAME & PLATFORM ASSEMBLY, LEFT HAND MACHINE



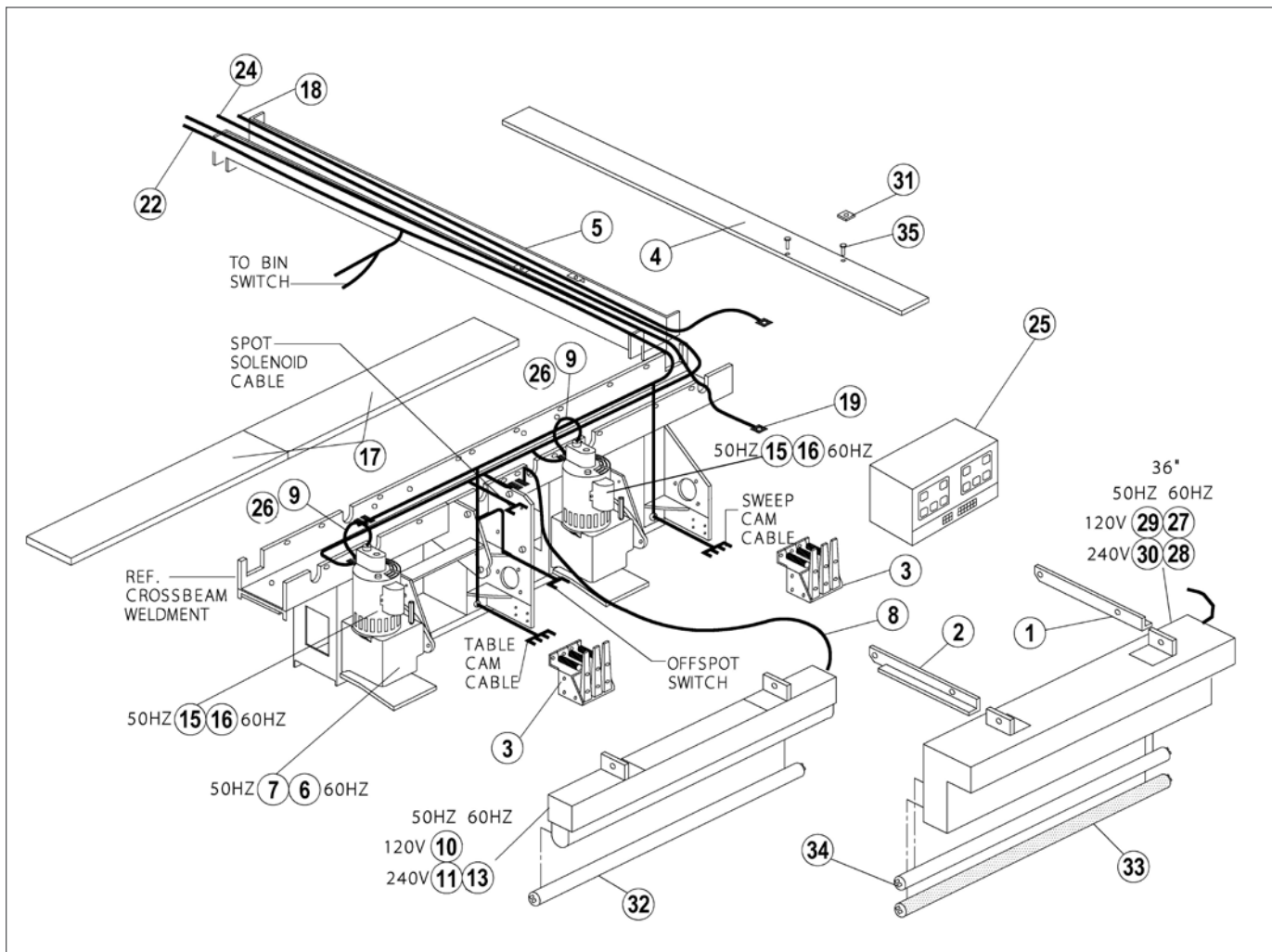


## FRONT END FRAME & PLATFORM ASSEMBLY, LEFT HAND MACHINE

ITEM	QTY	PART NUMBER	DESCRIPTION	ITEM	QTY	PART NUMBER	DESCRIPTION
1	4	000 021 528	Saddle	33	20	809 849 285BG	Screw, Hex, 1/4 -20 X 1-3/4 Bag Of 10
2	4	000 021 786	Frame Adjustment Plate	34	18	809 865 165BG	Screw, Hex, 3/8 - 16 X 1 Bag Of 10
3	4	000 021 787	Washer, 9/16 X 1-5/8 X 1/4	35	4	809 865 285	Screw, Hex, 3/8 - 16 X 1-3/4
4	1	070 001 596	Angle Bracket	36	6	809 865 325BG	Screw, Hex, 3/8 - 16 X 2 Bag Of 10
5	2	070 001 698	Pit Light Bracket	37	8	810 556 320	Screw, Hex Lag, 5/16 X 2
6	2	070 001 817	Platform Angle Weldment	38	8	835 573 002BG	Nut, Hex Jam, 1/2 - 13 Bag Of 10
7	1	070 001 819	Platform Support Weldment	39	24	839 665 002BG	Nut, Stover Lock, 3/8 -16 Bag Of 10
8	2	070 004 654	Track Support Bracket	40	4	840 065 002BG	Nut, Flex Lock, Thin, 3/8 - 16 Bag Of 10
9	1	070 006 405	Angle Weldment	41	14	844 049 002BG	Nut, Stover Lock, 1/4 - 20 Bag Of 10
10	1	070 006 411	Bracket Weldment, Bin Assembly, R.H. (10 PS)	42	8	844 057 002BG	Nut, Stover Lock, 5/16 - 18 Bag Of 10
11	1	070 006 413	Bracket Weldment, Bin Assembly, L.H. (7 PS)	43	4	853 500 001BG	Unistrut Nut, Bag Of 10
12	1	070 006 414	Platform Support Bracket	44	4	945 867 242BG	Washer, 13/32 X 1-1/2 Bag Of 10
13	1	070 006 425	Platform, L.H. (Even 7 PS)	45	10	948 753 102BG	Washer, Flat, 5/8 X 9/32 X 1/16 Bag Of 10
14	1	070 006 426	Platform, R.H. (Even 10 PS)	46	8	948 761 112BG	Washer, Flat, 11/16 X 11/32 X 1/16 Bag Of 10
15	3	070 006 490	Platform Support Bracket	47	25	948 767 132BG	Washer, Flat, 13/16 X 13/32 X 1/16 Bag Of 10
16	4	070 007 509	Elevating Nut	48	4	963 400 002BG	X-Washer, Bag Of 10
17	4	070 007 510	Elevating Setscrew				
18	1	070 007 843	Unistrut, Long				
19	1	070 007 844	Unistrut, Short				
20	4	070 008 126	Clamp Bar				
21	1	088 200 566	Crossbeam Weldment				
22	4	090 002 028	Pin Spring Roller				
23	4	090 003 795	Counterbalance Spring Roller				
24	1	090 004 003	Side Frame, R.H. (Even 10 PS)				
25	1	090 004 006	Side Frame, L.H (Odd 7 PS)				
26	1	090 005 034	End Plate				
27	1	090 005 646	Inner Side Brace, L.H. (7 PS)				
28	1	090 005 647	Inner Side Brace, R.H. (10 PS)				
29	2	250 001 046	Grommet, Large				
30	8	711 520 017	Grommet, Small				
31	4	804 557 731	U-Bolt, Sweep Mounting				
32	4	809 849 125	Screw, Hex, 1/4 -20 X 3/4				

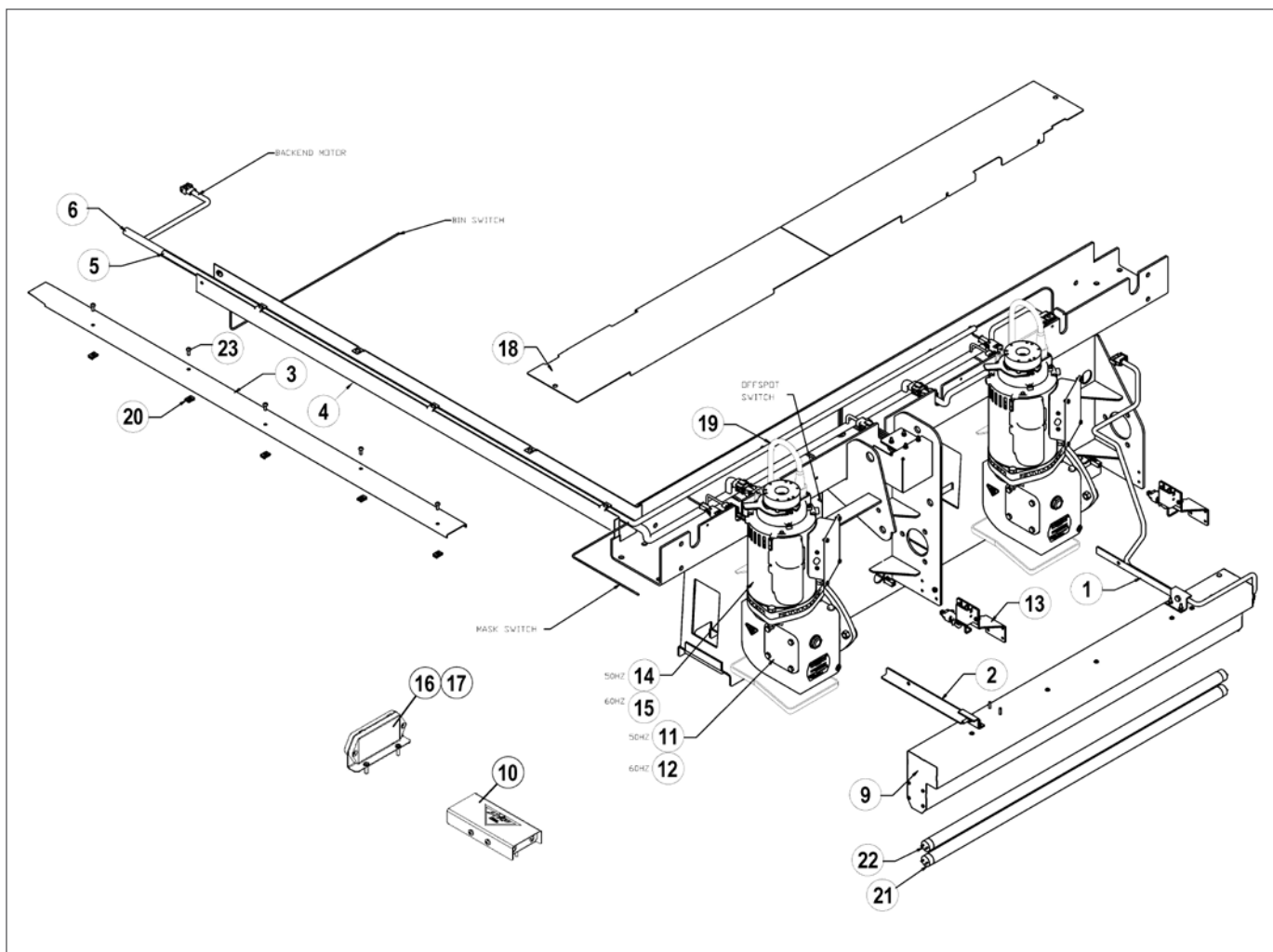


# FRONT END ELECTRICAL, XL



## FRONT END ELECTRICAL, XL

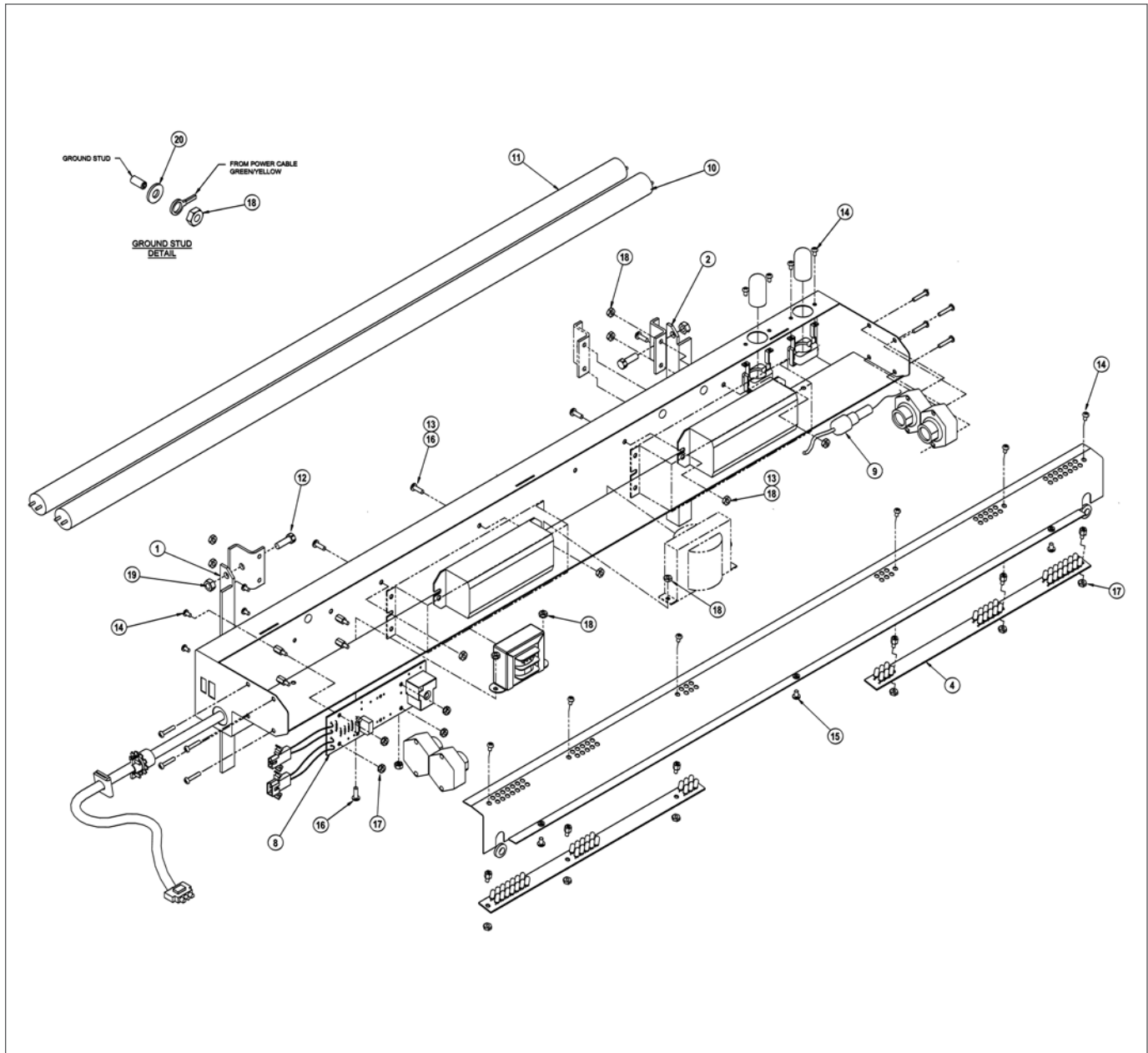
ITEM	QTY	PART NUMBER	DESCRIPTION	ITEM	QTY	PART NUMBER	DESCRIPTION
1	1	070 001 907	Pit Light Support Bracket, R.H. (10 PS)	24	1	090 005 763	Odd Power Cable
2	1	070 001 908	Pit Light Support Bracket, L.H. (7 PS)	25	1	090 005 827	Front End Control Box (Universal)
3	2	070 006 420	Table & Sweep Cam Switch Assembly	26	2	090 005 876	Motor Cable Small Plug
4	1	070 007 747	Wireway Cover	27	1	090 008 017	Dual Pit Light Assembly 36", 120V, 60Hz
5	1	070 007 748	Front Wireway	28	1	090 008 032	Dual Pit Light Assembly 36", 240V, 60Hz
6	2	088 004 504	Front End Gearbox, 60Hz	29	1	090 008 034	Dual Pit Light Assembly 36", 120V, 50Hz
7	2	088 004 509	Front End Gearbox, 50Hz	30	1	090 008 065	Dual Pit Light Assembly 36", 240V, 50Hz
8	1	090 003 703	Dual Pit Light Cable	31	5	724 511 074	U-Nut, 10 - 32
9		090 003 714	Motor Cable Large Plug	32	1	751 001 254	Lamp, Daylight, F30t 12/Dirs
10	1	090 003 800	Pit Light Assembly, 120V, 60 Hz	33	1	751 001 460	Lamp, Black Light T8 36", 30W
11	1	090 003 801	Pit Light Assembly, 240V, 50 Hz	34	1	751 001 466	Lamp, Day Light T8 36", 30W
13	1	090 003 803	Pit Light Assembly, 240V, 60 Hz	35	5	812 840 082BG	Screw, Round Head, 10 - 32 X 1/2, Bag Of 10
15	2	090 004 060	Front End Motor, 50Hz				
16	2	090 004 062	Front End Motor, 60Hz				
17	2	090 005 053	Crossbeam Cover				
18	1	090 005 733	Front End Cable				
19	1	090 005 734	Strike/Foul Cable				
Not Shown	1	090 005 758	Even Logic Cable - Not Shown				
22	1	090 005 759	Odd Logic Cable				
Not Shown	1	090 005 762	Even Power Cable - Not Shown				



## FRONT END ELECTRICAL, XLi

ITEM	QTY	PART NUMBER	DESCRIPTION	ITEM	QTY	PART NUMBER	DESCRIPTION
1	1	070 001 907	Pit Light Support Bracket, R.H. (10 PS)	19	2	090 005 876	Motor Cable
2	1	070 001 908	Pit Light Support Bracket, L.H. (7 PS)	20	5	724 511 074	U-Nut, 10 - 32
3	1	070 007 747	Wireway Cover	21	1	751 001 460	Lamp, Black Light T8 36", 30W
4	1	070 007 748	Front Wireway	22	1	751 001 471	Lamp, Day Light T8 36", 25W (OBS)
5	1	088 000 005	Even Logic Cable	23	5	812 840 082BG	Screw, Round Head, 10 - 32 X 1/2, Bag Of 10
6	1	088 000 006	Even Power Cable				
Not Shown	1	088 000 007	Odd Logic Cable - Not Shown				
Not Shown	1	088 000 008	Odd Power Cable - Not Shown				
9	1	088 000 024	Dual Pit Light Assembly, Dual Input				
10	1	088 000 080	Ball Detector Assembly				
11	2	088 004 509	Front End Gearbox, 50Hz				
12	2	088 004 504	Front End Gearbox, 60Hz				
13	2	088 000 107	Home Assembly				
14	2	088 000 145	Front End Motor Assy, 50 Hz				
15	2	088 000 146	Front End Motor Assy, 60 Hz				
16	2	088 000 189	Reflector, XLi Ball Detector				
17	1	088 001 292	Reflector Kit				
			Includes 2 Reflectors And Bracket				
18	2	090 005 053	Crossbeam Cover				

# DUAL PIT LIGHT ASSEMBLY XL



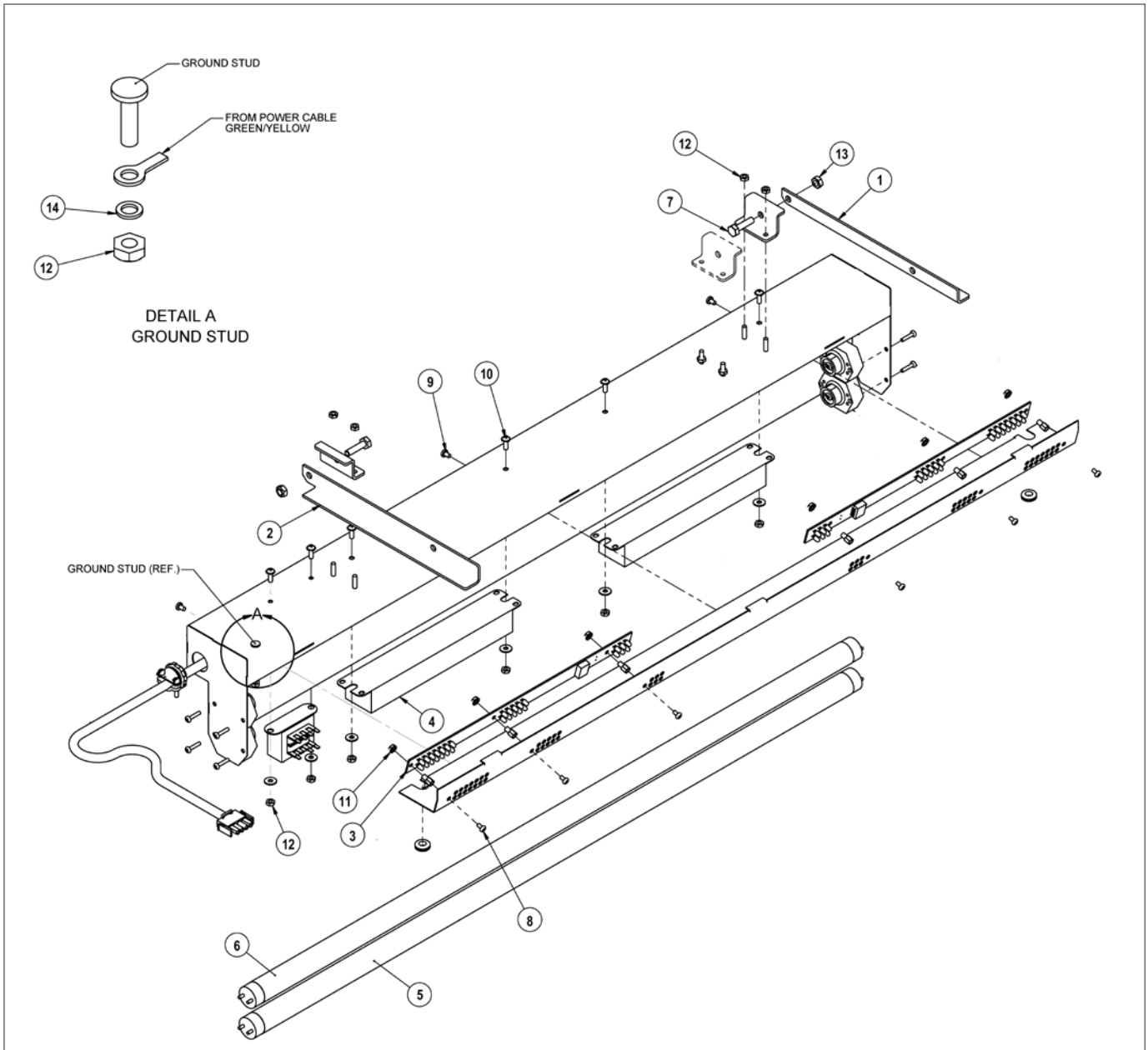
## DUAL PIT LIGHT ASSEMBLY XL

ITEM	QTY	PART NUMBER	DESCRIPTION
1	1	070 001 907	Bracket
2	1	070 001 908	Bracket
Assy		090 008 017	Dual Pitlight, 36", 110V, 60 Hz
4	2	090 008 020	Infrared Pin Deck Assy Board, Pitlight
Assy		090 008 032	Dual Pitlight, 36" 220V, 60 Hz
Assy		090 008 034	Dual Pitlight, 36", 110V, 50 Hz
Assy		090 008 065	Dual Pitlight, 36", 220V, 50 Hz
8	1	090 008 095	Control Board Assy, Pitlight
9	1	748 561 111	Fuse, 250V, 1A
10	1	751 001 460	Bulb, Black Light, 36", T8, 30W
11	1	751 001 466	Bulb, Daylight, 36", T8, 30W
12	4	809 849 165BG	Screw, 1/4-20 X 1, Hex Hd Bag Of 10

ITEM	QTY	PART NUMBER	DESCRIPTION
13		813 227 082BG	Screw, #6-32 X 1/2, Keps Phil Pan Hd
14	14	818 227 042	Screw, #6-32 X 1/4 Phil Pan Hd
15	3	818 233 042	Screw, #8-32 X 1/4, Self Tap, Pan Hd
16		818 233 082BG	Screw, #8-32 X 1/2, Phil Pan Hd
17		843 127 002BG	Nut, #6-32, Keps
18		843 133 002BG	Nut, #8-32, Keps
19	4	844 049 002BG	Nut, 1/4-20, Stover Lock Bag Of 10
20	1	951 032 000	Washer, #8, Split Lock



# DUAL PIT LIGHT ASSEMBLY XLI

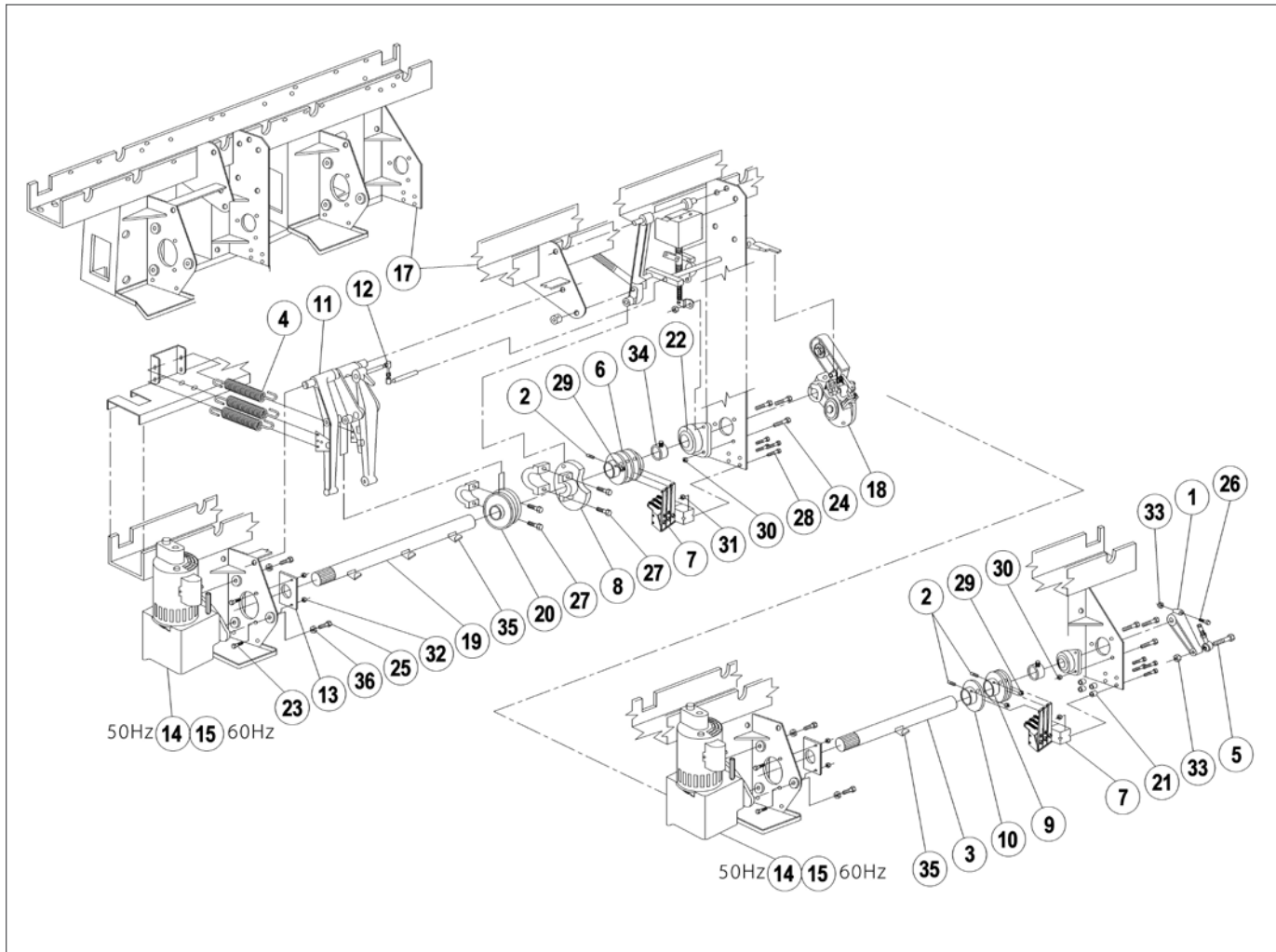


## DUAL PIT LIGHT ASSEMBLY XLI

ITEM	QTY	PART NUMBER	DESCRIPTION
1	1	070 001 907	Pit Light Mounting Bracket, Rh (10 Pin Side)
2	1	070 001 908	Pit Light Mounting Bracket, Lh (7 Pin Side)
		088-000-024	Dual Pit Light Assy
3	2	090 008 020	Infrared Pin Deck Lamp Assy
4	2	740 501 017	Ballast, 110-277V, 50/60 Hz
5	1	751 001 460	Bulb, Blacklight, 36", F30t8
6	1	751 001 471	Bulb, Daylight, 36", F25t8 (OBS)
7	2	809 849 165BG	Screw, Hex Hd, 1/4-20 X 1 Bag Of 10
8	6	818 227 042	Screw, Phil, Pan Hd, #6-32 X 1/4

ITEM	QTY	PART NUMBER	DESCRIPTION
9	3	818 233 042	Screw, #8-32 X 1/4, Phil Pan Hd
10	6	818 233 082BG	Screw, Phil Pan Hd, Sems, #8-32 X 1/2 Bag Of 10
11	6	843 127 002BG	Nut, #6-32, Keps Bag Of 10
12	13	843 133 002BG	Nut, #8-32, Keps Bag Of 10
13	2	844 049 002BG	Nut, 1/4-20, Stover Lock Bag Of 10
14	1	951 032 000	Washer, #8, Split Lock

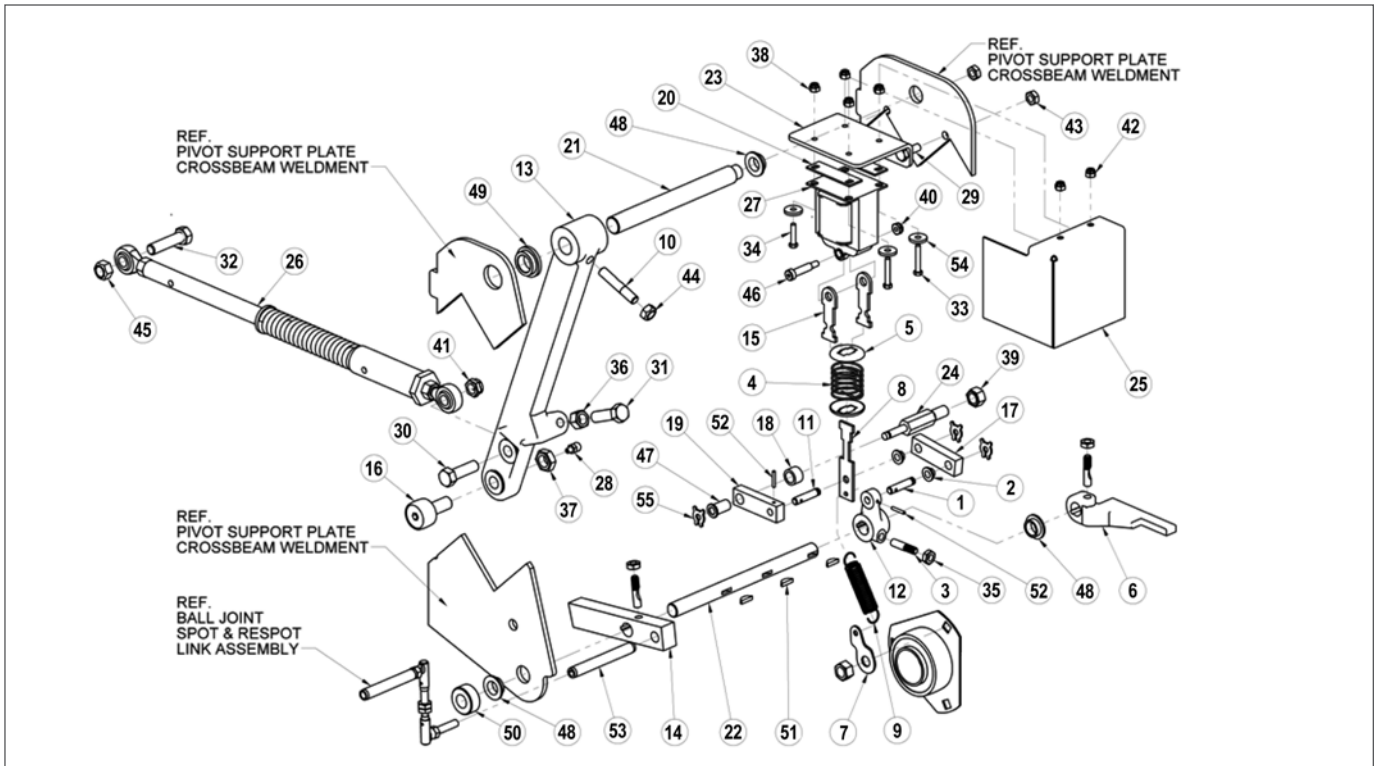
# FRONT END DRIVE



## FRONT END DRIVE

ITEM	QTY	PART NUMBER	DESCRIPTION	ITEM	QTY	PART NUMBER	DESCRIPTION
1	1	000 023 139	Crank Arm	23	4	809 857 125BG	Screw, Hex, 5/16 - 18 X 3/4
2	3	070 001 664	Clamp Stud				Bag Of 10
3	1	070 001 699	Sweep Shaft	24	6	809 865 165BG	Screw, Hex, 3/8 - 16 X 1
4	3	070 001 707	Extension Spring				Bag Of 10
5	1	070 003 243	Crank Arm Screw	25	10	809 865 245BG	Screw, Socket Head, 3/8 - 16 X 1-1/2
6	1	070 006 417	Table Cam Weldment				Bag Of 10
7	2	070 006 420	Table Cam Switch & Lever Assembly	26	2	809 873 405BG	Screw, Hex, 1/2 - 13 X 2-1/2
8	1	070 006 427	Shuttle Cam				Bag Of 10
9	1	070 006 449	SB & SC Sweep Cam Weldment	27	4	810 265 280BG	Screw, Socket Head, 3/8 - 16 X 1 3/4
10	1	070 006 450	SA Sweep Cam Weldment				Bag Of 10
11	1	070 006 492	Respot Arm Link Assembly	28	8	818 239 122BG	Screw, Round Hd, 10 - 24 X 3/4
12	1	070 006 493	Ball Joint Assembly				Sems, Bag Of 10
13	2	070 006 765	Shaft Plate	29	3	834 549 002	Nut, Hex, 1/4 - 20
14	2	090 003 516	50Hz Gearmotor Assembly	30	12	839 665 002BG	Nut, Flex Lock, 3/8 - 16, Bag Of 10
15	2	090 003 517	60Hz Gearmotor Assembly	31	8	843 139 002BG	Nut, Hex Lock, 10 - 24, Bag Of 10
17	1	088 200 566	Crossbeam Weldment	32	4	844 057 002BG	Nut, Stover Lock, 5/16 - 18, Bag Of 10
18	1	090 005 550	Table Drive Assembly	33	3	844 073 002BG	Nut, Stover Lock, 1/2 - 13, Bag Of 10
19	1	090 005 565	Table Drive Shaft	34	2	902 900 110	Bearing Collar, 1-1/4, Locking
20	1	090 005 589	Spot & Respot Cam	35	4	907 000 900BG	Key, High Profile, Bag Of 10
21	4	250 001 544	Outlet Cover Spacers	36	6	951 164 002BG	Washer, Split Lock, 3/8, Bag Of 10
22	2	701 420 034	Bearing, 1-1/4 Bore, 3 Bolt Flange				

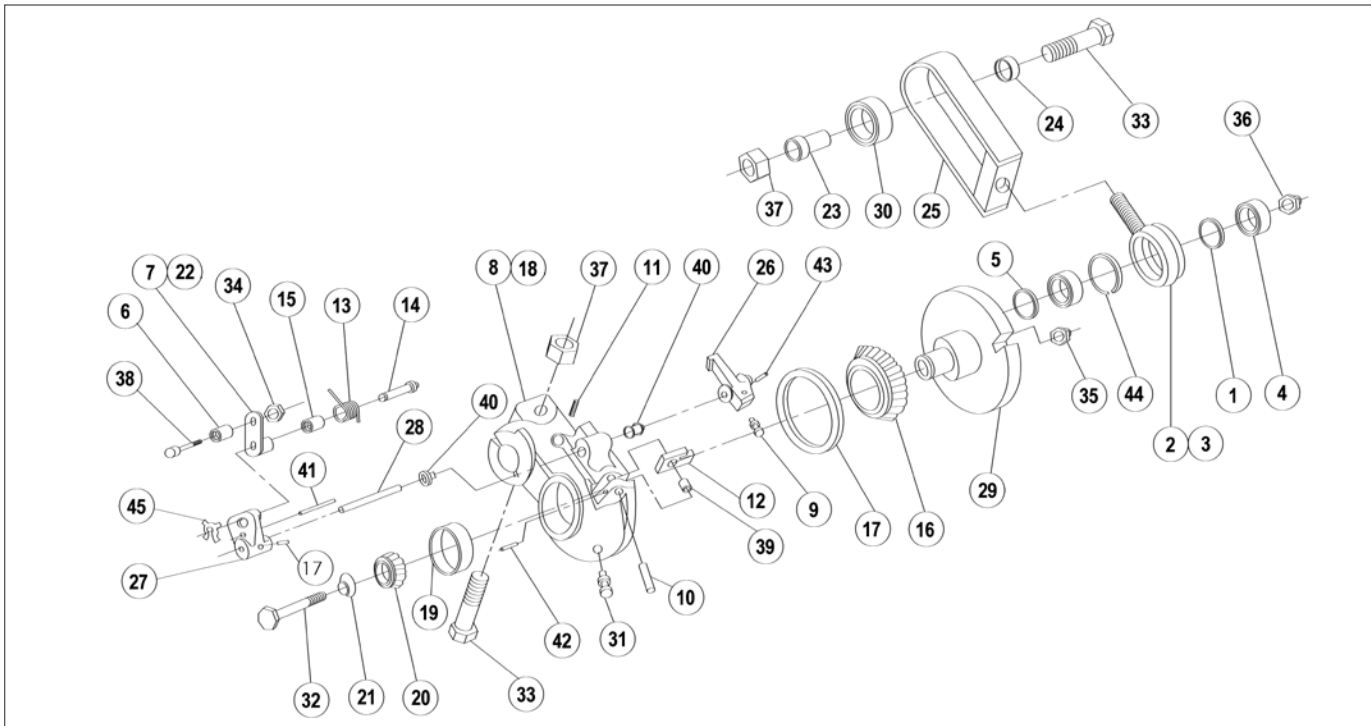
# SOLENOID & SHUTTLE OPERATING ASSEMBLY



## SOLENOID AND SHUTTLE OPERATING ASSEMBLY

ITEM	QTY	PART NUMBER	DESCRIPTION	ITEM	QTY	PART NUMBER	DESCRIPTION
1	1	070 001 777	Link Pin	30	1	809 865 205BG	Screw, Hex, 3/8 - 16 X 1-1/4
2	2	070 002 653BG	Flanged Bearing, .252 X .315 X .33				Bag Of 10
3	3	070 006 116	Clamp Stud, 1/4 X 1-1/8	31	1	809 865 205BG	Screw, Hex, 3/8 - 16 X 1, Bag Of 10
4	1	070 006 276	Shuttle Drive Spring	32	1	809 865 245BG	Screw, Hex, 3/8 - 16 X 1 1/2, Bag Of 10
5	2	070 006 277	Spring Washer	33	2	813 933 162BG	Screw, Hex, 8 - 32 X 1, Bag Of 10
6	1	070 006 278	Cam Link	34	2	814 333 122BG	Screw, Hex, 8 - 32 X 3/4, Bag Of 10
7	1	070 006 280	Spring Clip	35	3	835 549 002BG	Nut, Hex Jam, 1/4 - 20, Bag Of 10
8	1	070 006 282	Link, Spotting Solenoid	36	1	835 566 002	Nut, Hex Jam, 7/16 - 16
9	1	070 006 283	Shuttle Drive Link Spring	37	1	835 570 002BG	Nut, Hex Jam, 7/16 - 20, Bag Of 10
10	1	070 006 284	Clamp Stud 5/16 X 1-3/4	38	4	839 533 002BG	Nut, Nylon Lock, 8 - 32, Bag Of 10
11	1	070 006 287	Pin, Long	39	1	839 665 002BG	Nut, Flex Lock, 3/8 - 16, Bag Of 10
12	1	070 006 307	Link Assembly	40	1	840 039 002BG	Nut, Flex Loc, 10-24, Thin, Bag Of 10
13	1	070 006 295	Shuttle Operating Rod Lever	41	1	840 065 002BG	Nut, Flex Lock, 3/8 - 16, Bag Of 10
14	1	070 006 456	Stop Lever	42	2	843 133 002BG	Nut, Hex Lock, 8 - 32, Bag Of 10
15	2	070 006 724	Link, Shuttle Spring	43	2	844 049 002BG	Nut, Stover Lock, 1/4 - 20, Bag Of 10
16	1	070 006 728	Cam Follower	44	1	844 057 002BG	Nut, Hex, 5/16 - 18, Bag Of 10
17	1	070 008 132	Link Assembly	45	1	844 065 002BG	Nut, Stover Lock, 3/8 - 16, Bag Of 10
18	1	070 008 133BG	Link Assembly Spacer, Bag Of 2	46	1	880 139 200	Shoulder Bolt, 1/4 X 7/8, Black
19	1	070 008 135	Link Assembly	47	1	900 204 121BG	Flanged Bearing, .25 X .378 X 3/4
20	2	090 003 459	Damper Base				Bag Of 5
21	1	090 004 017	Respot Lever Shaft	48	3	900 208 041	Flanged Bearing, .503 X .753 X 5/16
22	1	090 005 017	Solenoid Pivot Shaft	49	1	900 210 251	Flanged Bearing
23	1	090 005 018	Solenoid Bracket	50	1	901 100 110	Set Collar
24	1	090 005 028	Solenoid Pivot Stud	51	3	907 000 200BG	Key, High Profile, Bag Of 10
25	1	090 005 029	Solenoid Guard	52	2	913 415 100BG	Spring Pin, 3/32 X 5/8, Bag Of 10
26	1	090 005 263	Shuttle Connecting Rod	53	1	913 464 480	Spring Pin, 3/8 X 3
27	1	090 005 723	Solenoid, 50/60 Hz, 230V	54	4	948 041 100	Washer Rubber (Not Shown)
28	1	710 501 012	Grease Fitting	54	4	948 637 072BG	Washer, Flat, 3/16 X 7/16 X 3/64
29	2	809 849 125	Screw, Hex, 1/4 - 20 X 3/4				Bag Of 10
				55	3	963 200 002BG	X Washer, Bag Of 10

# TABLE DRIVE ASSEMBLY



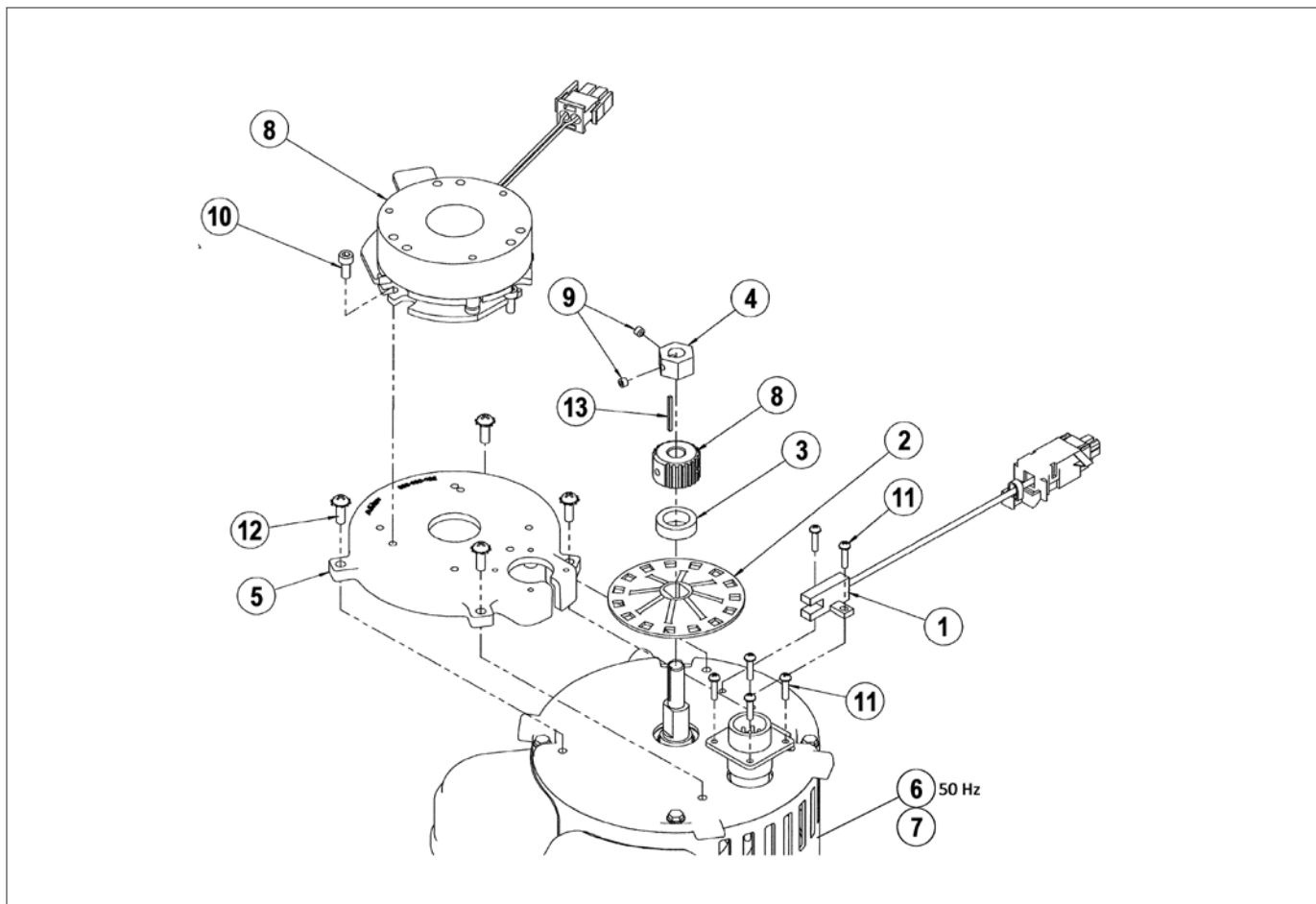
## TABLE DRIVE ASSEMBLY

ITEM	QTY	PART NUMBER	DESCRIPTION	ITEM	QTY	PART NUMBER	DESCRIPTION
1	1	000 021 878	Spacer			090 005 550	Table Drive Assembly
2	1	000 021 880	Rod End Purchase As Part 000 021 880				Includes All Parts Listed
3	1	000 021 880	Rod End Assy	30	1	190 001 490	Ball Bearing
			Includes Items 1, 2, 4, and 44	31	1	710 501 004	Grease Fitting
4	2	000 021 881	Ball Bearing, .625 X 1.375	32	1	809 870 325BG	Screw, Hex, 7/16 - 20 X 2, Bag Of 10
5	1	070 001 849	Washer, 1 X 5/8 X 1/8	33	2	809 873 405BG	Screw, Hex, 1/2 - 13 X 2-1/2, Bag Of 10
6	1	070 001 857BG	Nylon Roller, Bag Of 2	34	1	839 539 002BG	Nut, Flex Lock, 10 - 24, Bag Of 10
7	1	070 007 250	Link & Hub Assembly	35	1	840 070 002BG	Nut, Flex Lock, 7/16 - 20, Bag Of 10
8	1	070 002 778	Housing & Cup Assembly	36	1	840 182 002BG	Nut, Flex Lock, Bag Of 10
9	1	070 001 893	Cam Ball Assembly	37	2	844 073 002BG	Nut, Stover Lock, 1/2 - 3, Bag Of 10
10	1	070 001 894	Pivot Pin	38	1	880 139 120BG	Shoulder Screw, 10 - 24 X 1/4 X 3/8
11	1	070 001 917BG	Compression Spring, Bag Of 5				Bag Of 10
12	1	070 001 898	Latch Assembly	39	1	900 104 071BG	Sleeve Bearing, .253 X 7/16, Bag Of 5
13	1	070 001 931	Spring	40	2	900 205 053BG	Flanged Bearing .315 X .44 X 5/16
14	1	070 001 932	Pin				Bag Of 5
15	1	070 002 652BG	Bushing .252 X .315 X .5, Bag Of 20	41	1	912 137 200BG	Groove Pin, 1/16 X 1-1/4, Bag Of 10
16	1	070 002 776	Cone Style Roller Bearing	42	1	913 415 120BG	Spring Pin, .094 X 3/4, Bag Of 10
17	1	070 002 777	Bearing Cup	43	2	913 423 120BG	Spring Pin, .125 X 3/4, Bag Of 10
18	1	070 002 778	Crank Housing & Cup Assembly	44	1	919 000 600BG	Retaining Ring, Bag Of 10
			Includes Items 17, 19, 31, 40,	45	1	963 300 002BG	X Washer, Bag Of 10
			And Housing (Not Available Separately)				
19	1	070 002 780	Roller Bearing Cup			070 001 840	Table Drive Assembly
20	1	070 002 824	Cone & Seal Bearing Assembly	14	1	070 001 877	Eccentric, Table Drive
21	1	070 006 729	Spring Disc			070 002 779	Eccentric & Cone Assembly
22	1	070 007 250	Link Assembly - Includes Items 7 and 15				Includes Aluminum Table Eccentric
23	1	070 007 310	Flanged Bearing, .502 X .871 X 1.20				and Item 16
24	1	070 007 311	Sleeve, Table Drive Assembly				
25	1	070 007 755	Yoke Weldment				
26	1	070 008 321	Latch Arm Assy (1/8" Spring Pin Hole)				
27	1	070 008 322	Link Actuator Assembly				
28	1	070 008 325	Pin Actuator Assembly				
29	1	090 005 549	Table Drive Eccentric				

Aluminum table pinspotters use a different eccentric. All other parts on the drive assembly are the same for both versions of table drive assemblies. Part numbers specific to aluminum table drive assembly are:




# XLi MOTOR REPLACEMENT PARTS

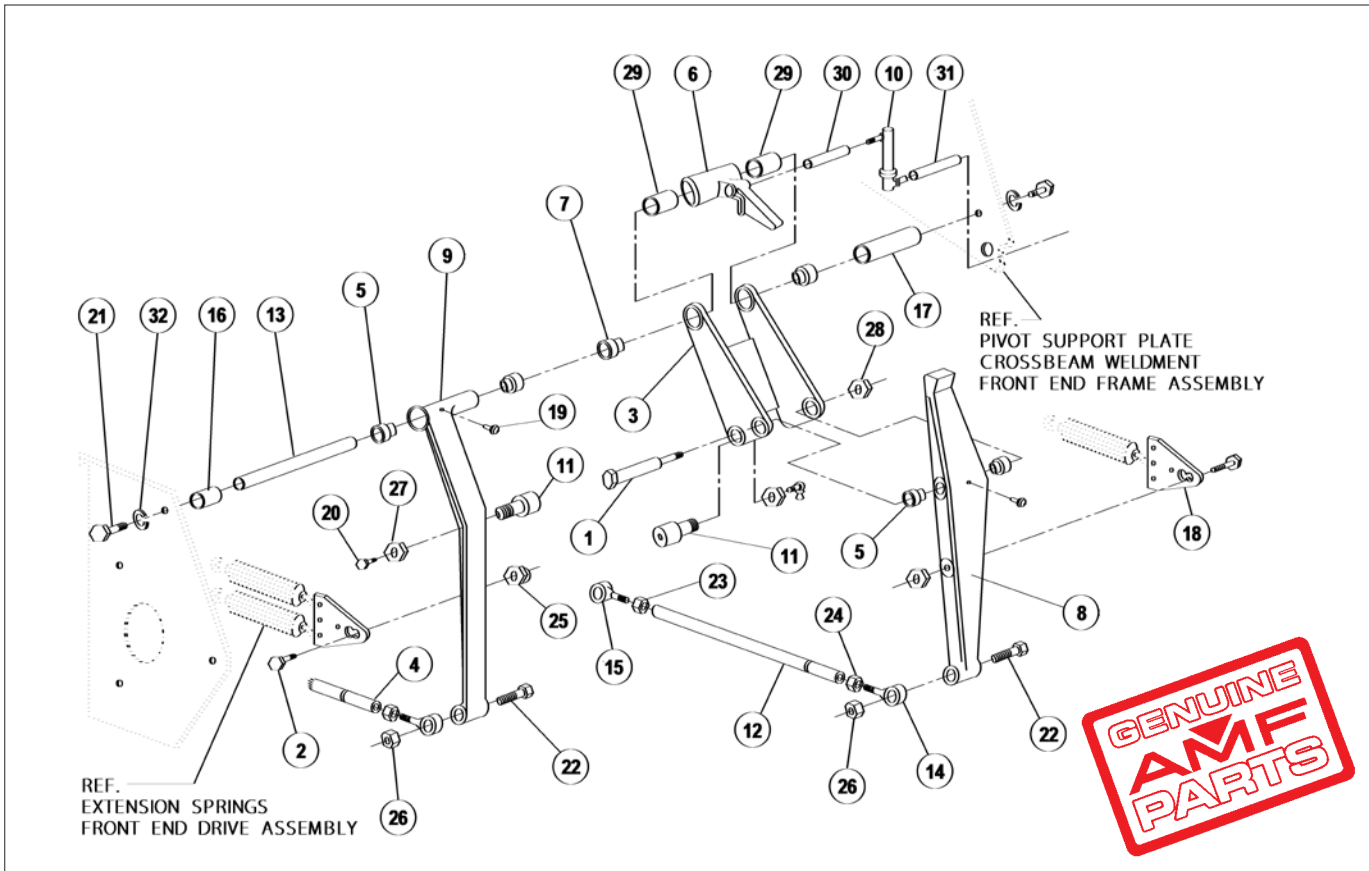


## XLi MOTOR REPLACEMENT PARTS

ITEM	PART NUMBER	DESCRIPTION
1	088 000 022	Encoder/Home Sensor Assembly
2	088 000 028	Encoder Disc
3	088 000 029	Encoder Disc Spacer
4	088 000 030	Brake Hub 5/8
5	088 000 032	Encoder Enclosure
6	088 000 115	50 Hertz Motor (Motor Only)
7	088 000 116	60 Hertz Motor (Motor Only)
8	088 001 286	Brake & Splined Hub
9	805 133 020	Setscrew, 8-32 X 1/8, 5/64 Hex Socket
10	810 233 060	Screw, 8-32 X 3/8, 9/64 Hex Socket Cap
11	817 921 060	Screw, 4-40 X 1/2, Phillips Head, Sems
12	818 233 082BG	Screw, 8-32 X 1/2, Phillips Pan Head
		Bag Of 10
13	907 200 080	Key, Square, 1/16 X .80



# SPOT & RESPOT LINKAGES

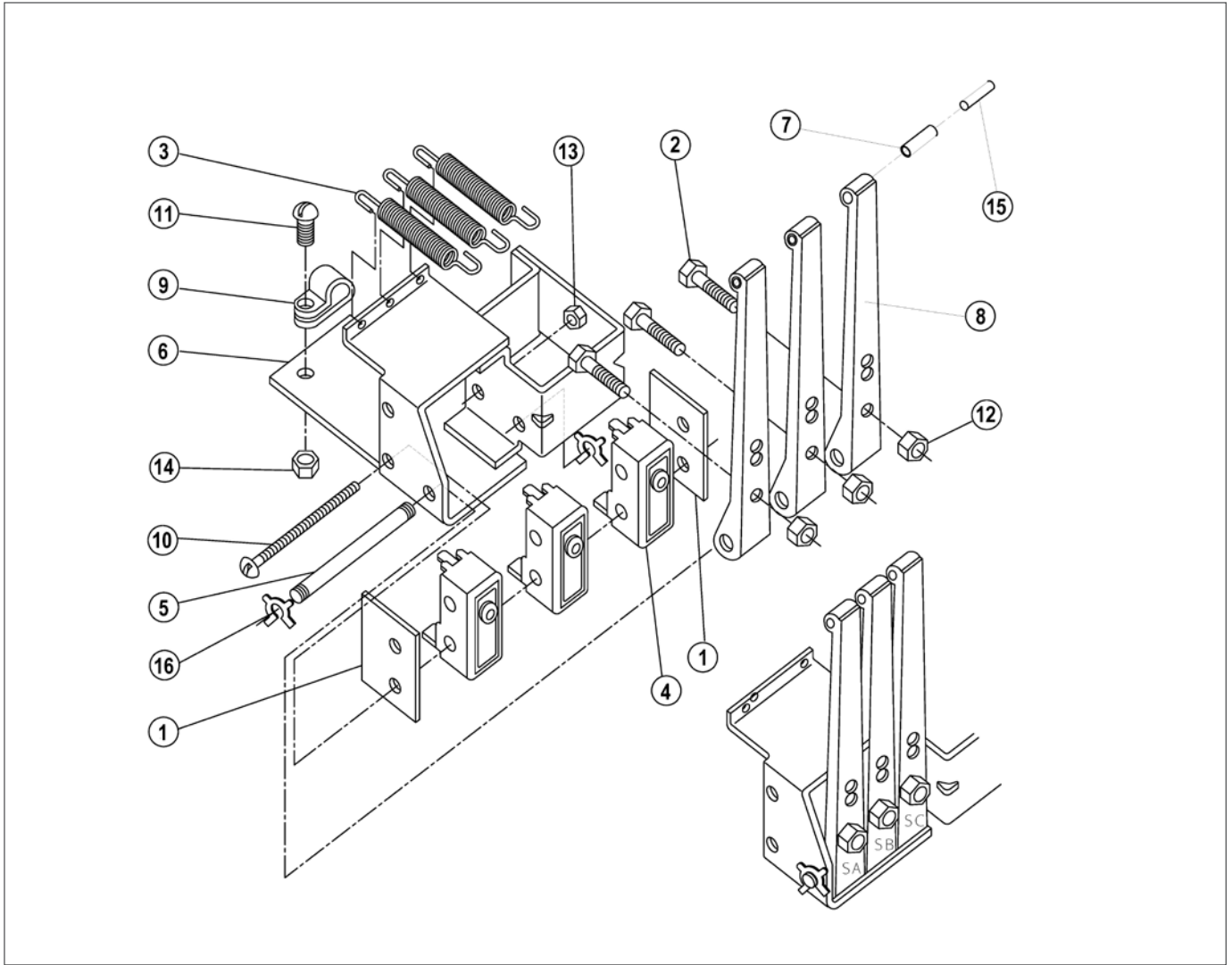


## SPOT & RESPOT LINKAGES

ITEM	QTY	PART NUMBER	DESCRIPTION
1	1	070 001 585	Spot Link Pin
2	2	070 001 587	Spring Hanger Pin
3	1	070 001 605	Upper Spotting Link Assy Includes Upper Spotting Link and Flange Bearings (#7)
4	1	070 001 606	Respot Tie Rod (Rod Only)
5	4	070 001 919BG	Flanged Bearing, .627 X .814 X .870 Bag Of 10
6	1	070 001 996	Spotting Arm Latch
7	2	070 002 691BG	Flanged Bearing, .627 X .752 X 1/2 Bag Of 10
8	1	070 006 481	Spotting Arm Link Assy Includes Arm And Items 5 & 19
9	1	070 006 492	Respot Arm Link Assy Includes Items Arm And Items 5 & 19
10	1	070 006 493	Ball Joint Assembly
11	2	070 006 728	Cam Follower Bearing Assembly
12		088 005 501	Spot Tie Rod Assembly - Qty: 1
13	1	090 005 025	Pivot Shaft, 5/8 X 8-5/8
14	2	090 005 264	End Fitting, 7/16-20, L.H. Threads
15	2	090 005 265	End Fitting, 7/16-20, R.H. Threads
16	1	090 005 534	Spacer
17	1	090 005 564	Spacer, Long
18	2	090 005 576	Spring Hanger
19	2	710 501 009	Grease Fitting
20	2	710 501 012	Grease Fitting

ITEM	QTY	PART NUMBER	DESCRIPTION
21	2	809 865 125BG	Screw, Hex, 3/8 - 16 X 3/4 Bag Of 10
22	2	809 869 365BG	Screw, Hex, 7/16 - 14 X 2 1/4 Bag Of 10
23	2	835 570 002BG	Nut, Jam, 7/16-20, R.H. Threads Bag Of 10
24		835 670 002BG	Nut, Hex, Jam, 7/16-20, Lh Thread Bag Of 10 - Qty: 2
25	2	839 665 002BG	Nut, Flex Lock, 3/8 - 16 Bag Of 10
26	2	844 069 002BG	Nut, Stover Lock, 7/16 - 14 Bag Of 10
27	2	844 070 002BG	Nut, Stover Lock, 7/16 - 20 Bag Of 10
28	1	844 073 002BG	Nut, Stover Lock, 1/2 - 13 Bag Of 10
29	2	900 110 141BG	Sleeve Bearing, .628 X .878 X 7/8 Bag Of 5
30	1	913 464 400BG	Spring Pin, Bag Of 10
31	1	913 464 480	Spring Pin, 3/8
32	2	951 164 002BG	Washer, Split Lock, 3/8, Bag Of 10

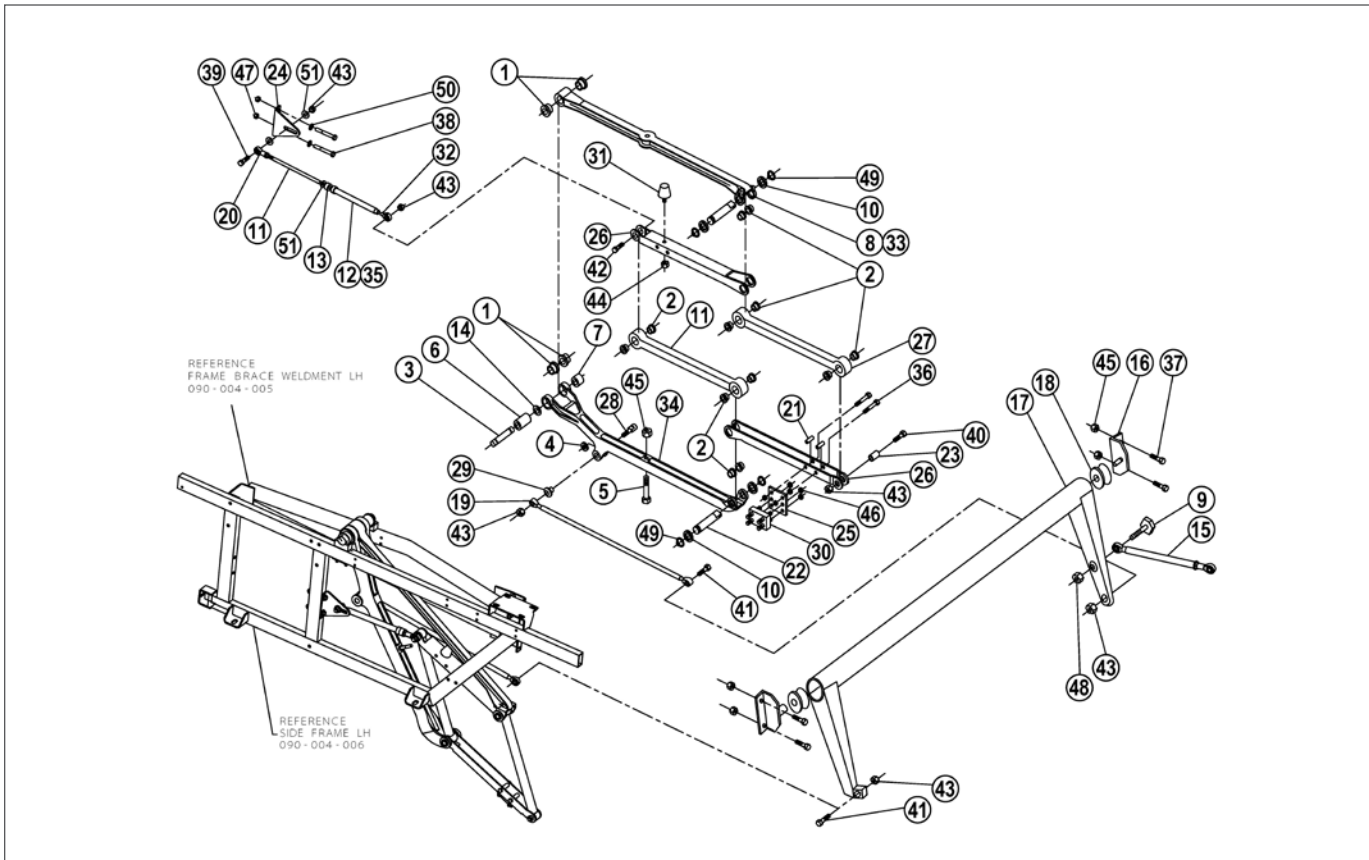
# SWEEP & TABLE CAM ASSEMBLY



## SWEEP & TABLE CAM ASSEMBLY

ITEM	QTY	PART NUMBER	DESCRIPTION
1	2	000 021 575	Insulator
2	3	000 021 714	Adjusting Screw
3	3	000 024 657	Spring
4	3	000 026 042	Microswitch
5	1	000 026 401	Shaft
6	1	000 026 419	Housing Weldment
7	3	000 027 016	Roller
8	3	070 001 644	Lever
9	1	744 107 013	Nylon Clamp, 1/8
10	2	818 227 402BG	Screw, Rd Hd, 6 - 32 X 2-1/2 Sems, Bag Of 10
11	1	818 233 082BG	Screw, Round Head, 8 - 32 X 1/2 Sems, Bag Of 10
12	3	835 550 002BG	Nut, Hex Jam, 1/4 - 28, Bag Of 10
13	2	843 127 002BG	Nut, Hex Lock, 6 - 32, Bag Of 10
14	1	843 133 002BG	Nut, Hex Lock, 8 - 32, Bag Of 10
15	3	922 323 090	Rivet, Semi-Tubular Rd Hd, .125 X 9/16
16	2	963 200 002BG	X Washer, 1/8, Bag Of 10

# SWEEP ARM ASSEMBLY

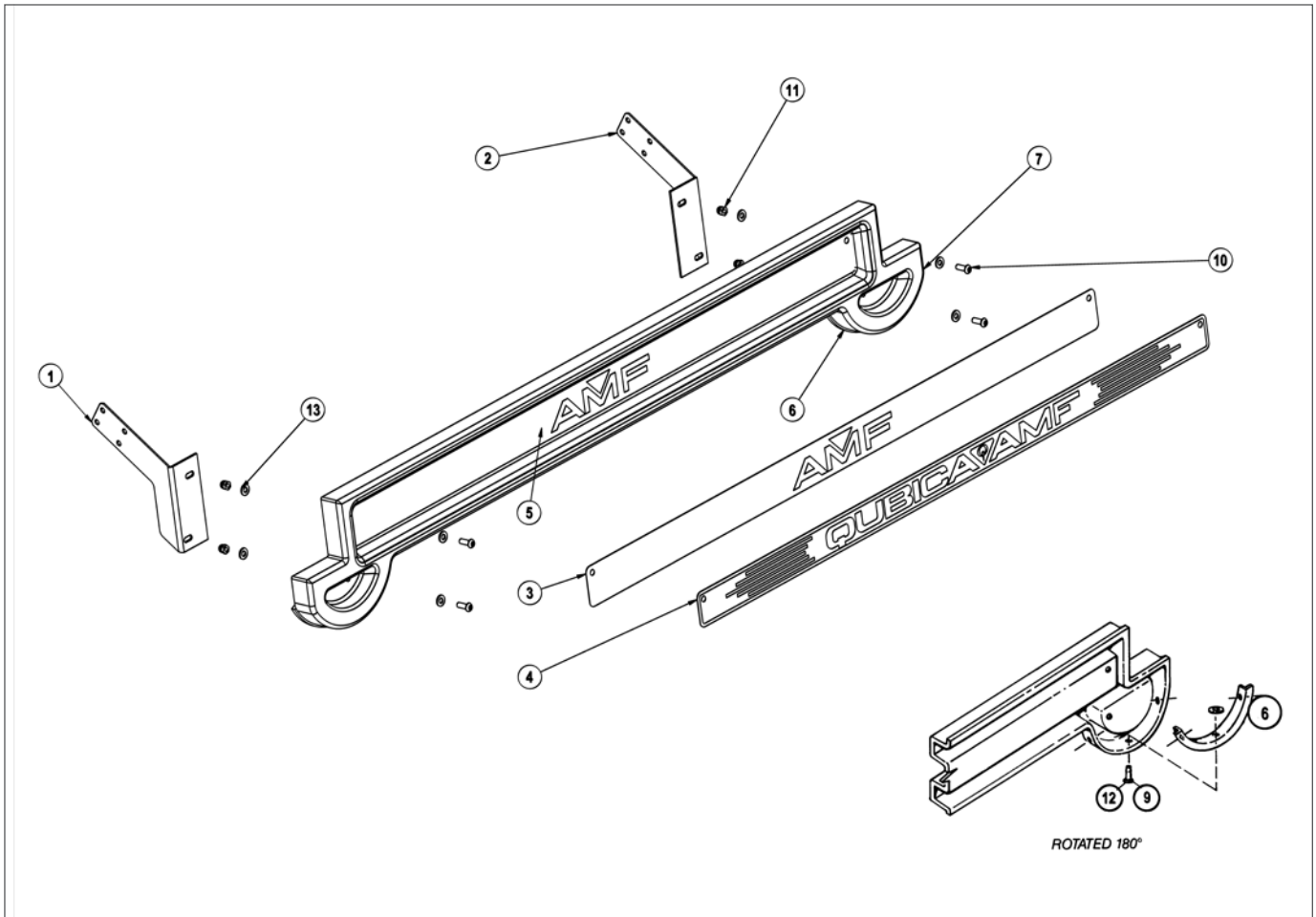


## SWEEP ARM ASSEMBLY

ITEM	PART NUMBER	DESCRIPTION	ITEM	PART NUMBER	DESCRIPTION
1	000 023 104	Flanged Bearing, 1.25 X 1.5 X .953	28	090 006 134	Drive Link Pin
2	000 023 114BG	Flanged Bearing, .628 X .81 X .06, Bag Of 10	29	090 006 135	Drive Link Bushing/Spacer
3	070 003 106	Main Pivot Shaft	30	090 006 136	Shock Mount
4	070 003 117	Drive Link Spacer	31	090 006 137	Bumper
5	070 003 221	Screw, Sweep Link Assembly	32	090 006 138	Rod End, 7/16 - 20 X .5
6	070 003 232	Main Pivot Spacer, Long	33	090 006 139	Stabilizer Link Assy - Includes Items 1, 2, and 8
7	070 003 233	Main Pivot Spacer, Short	34	090 006 140	Drive Link Assy - Includes Items 1, 2, 5, 45, and Link Assy 070003158
8	070 003 238	Link Assembly, Sweep Stabilizer, With Bumper	35	090 006 145	Sweep Link Slide Assy - Includes Items 11, 12, 13, 20, 32, and 51
9	070 003 243	Screw, Hex, 1/2 - 13 X 2-1/2	36	809 857 365	Screw, Hex, 5/16 - 18 X 2-1/4
10	070 006 121BG	Washer, Bag Of 10	37	809 865 285	Screw, Hex, 3/8 - 16 X 1 X 3/4
11	070 007 276	Rod	38	809 865 445BG	Screw, Hex, 3/8 - 16 X 2.75, Bag Of 10
12	070 007 278	Tube Weldment	39	809 869 245BG	Bolt, 7/16 14 X 1.5, Bag Of 10
13	070 007 283	Bumper	40	809 869 325BG	Bolt, Hex, 7/16 - 14 X 2, Bag Of 10
14	070 011 819	Shim, Table & Sweep	41	809 869 365BG	Screw, Hex, 7/16 - 14 X 2-1/4, Bg
15	088 001 353	Tie Rod Assembly	42	809 869 405BG	Bolt, Hex, 7/16 - 14 X 2-1/2, Bag Of 10
16	090 004 007	Torque Tube Hanger	43	838 369 002	Nut, Stover Lock, 7/16 - 14
17	090 004 010	Sweep Rocker Arm	44	839 057 002BG	Nut, Hex Lock Nylon, 5/16 - 18, Bag Of 10
18	090 005 015	Torque Tube Bearing	45	839 665 002BG	Nut, Flex Lock, 3/8 - 16, Bag Of 10
19	090 005 254	Drive Link Connecting Rod	46	844 057 002BG	Nut, Stover Lock, 5/16 - 18, Bag Of 10
20	090 005 257	Rod End	47	844 065 002BG	Nut, Stover Lock, 3/8 - 16, Bag Of 10
21	090 006 125	Lower Steel Sweep Spacer	48	844 073 002BG	Nut, Stover Lock, 1/2 - 13, Bag Of 10
22	090 006 126	Pin, Steel Sweep Linkage	49	919 005 600BG	Retaining Ring, Bag Of 10
23	090 006 127	Steel Sweep Link Sleeve	50	948 767 132BG	Washer, 13/32 X 13/16 X 1/16, Bag Of 10
24	090 006 128	Sweep Link Bracket	51	949 100 002BG	Washer, 59/64 X 15/32, Bag Of 10
25	090 006 131	Sweep Shock Mount Plate			
26	090 006 132	Steel Sweep Link, Upper & Lower			
27	090 006 133	Middle Link, Steel			



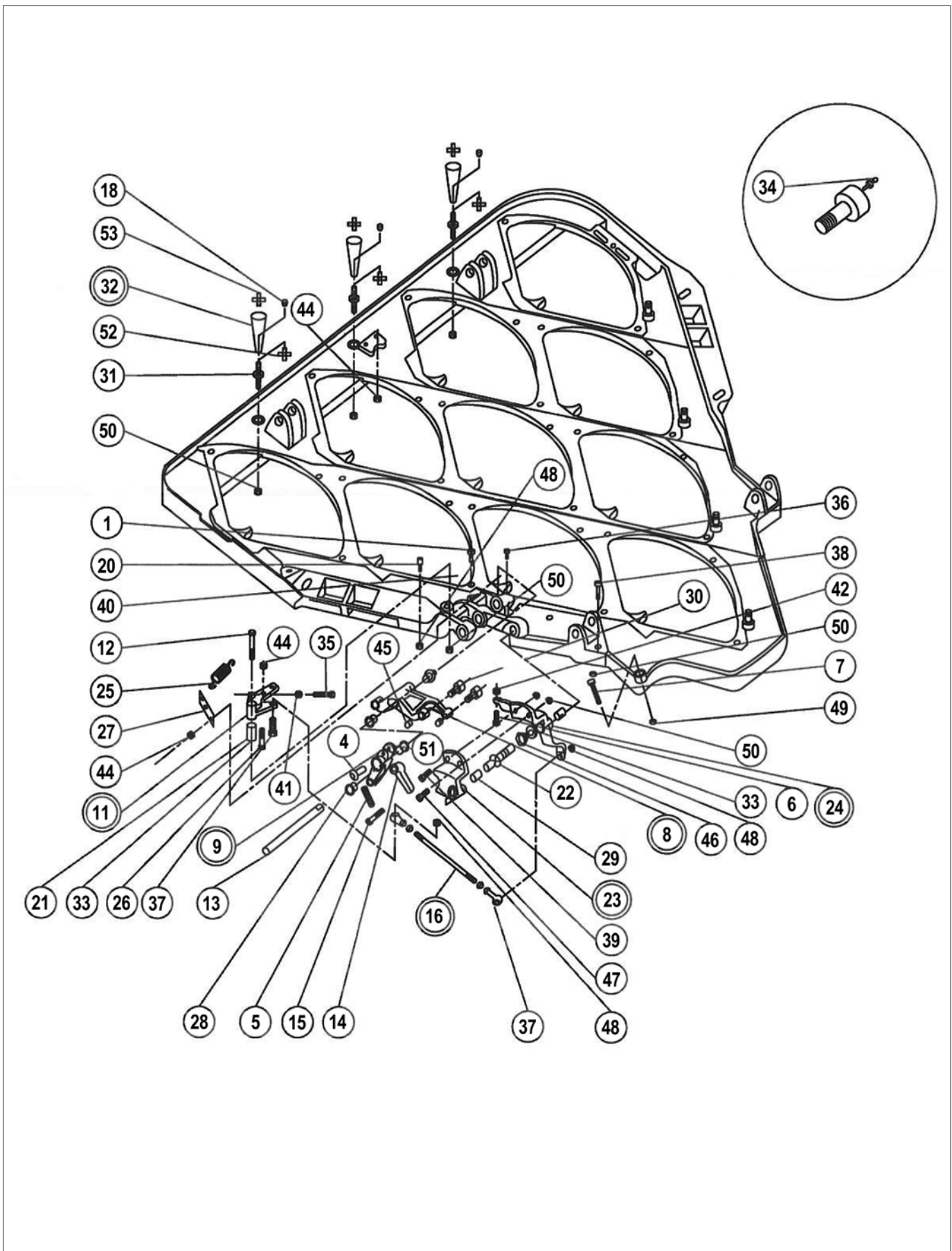
# SWEEP BAR & MOUNTING ASSEMBLY



## SWEEP BAR & MOUNTING ASSEMBLY

ITEM	PART NUMBER	DESCRIPTION
1	090 006 129	Sweep Mounting Bracket L.H. (7 PS)
2	090 006 130	Sweep Mounting Bracket R.H. (10 PS)
3	090 006 166	Insert Sweep Logo, Glow - White Letters Black Background
4	088 001 089	Decal, Sweep, Qamf, XLi
5	090 006 166	Insert Sweep Logo - Black Letters White Background
6	300 000 175	Cap- Sweep Bar
7	300 000 182	Sweep Bar And Cap Assembly
8	610 700 150	Sweep Assembly - Contains Complete Kit For Two Lanes - Not Shown
9	749 537 068	Washer-Backup 3/6 Pop Rivet
10	808 557 140BG	Screw, Soc. Butt Hd, 5/16 - 18 X 7/8 Lg Bag Of 10
11	830 057 002BG	Nut, Acorn Lock, 5/16-18, Bag Of 10
12	938 637 100BG	Rivet-Pop 3/16 Diameter, Aluminum Bag Of 10
13	948 722 111BG	Washer, Black Oxide, 11/16 O.D. X 11/32 I.D. Bag Of 10

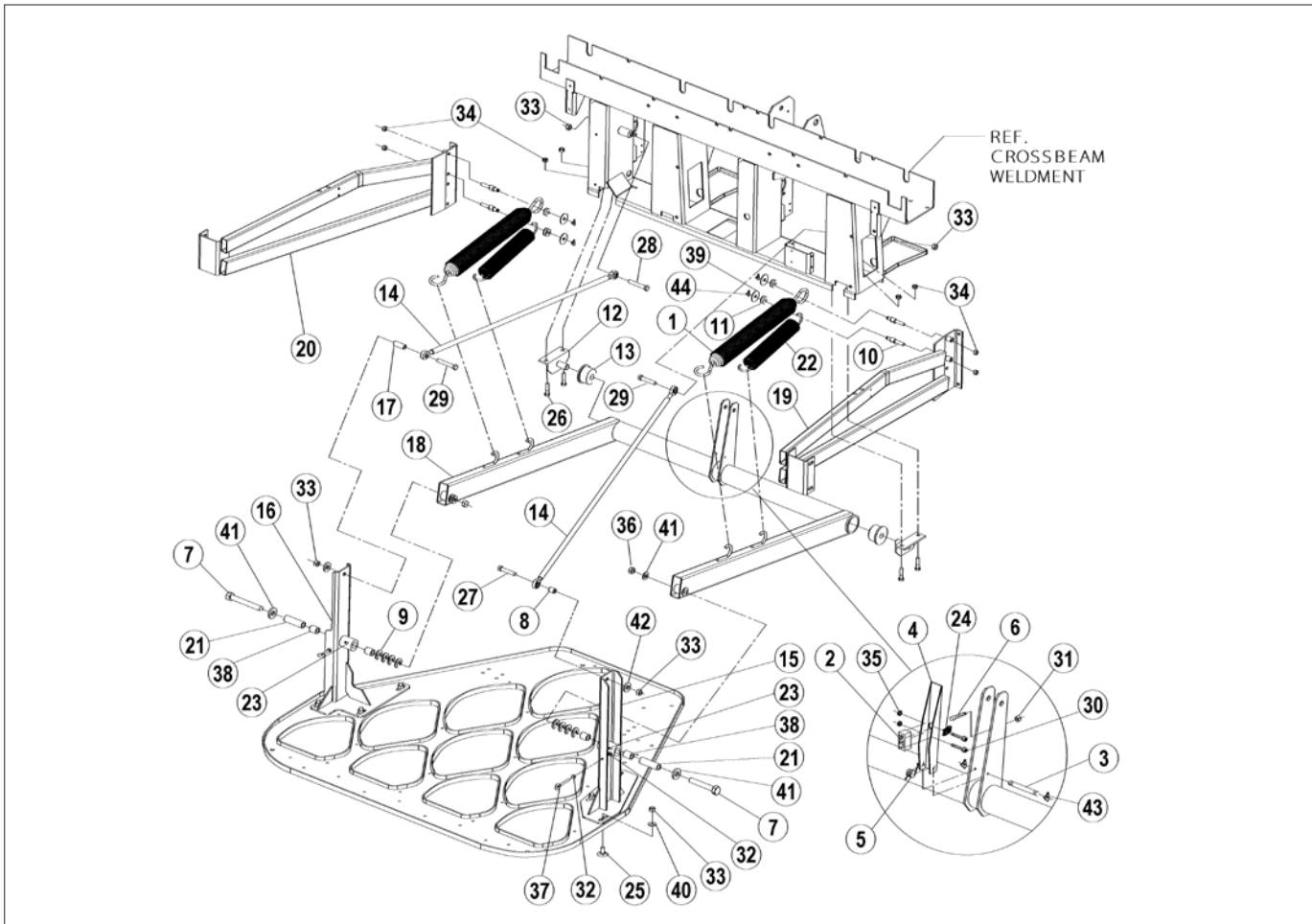
# TABLE ASSEMBLY - ALUMINUM



## TABLE ASSEMBLY - ALUMINUM

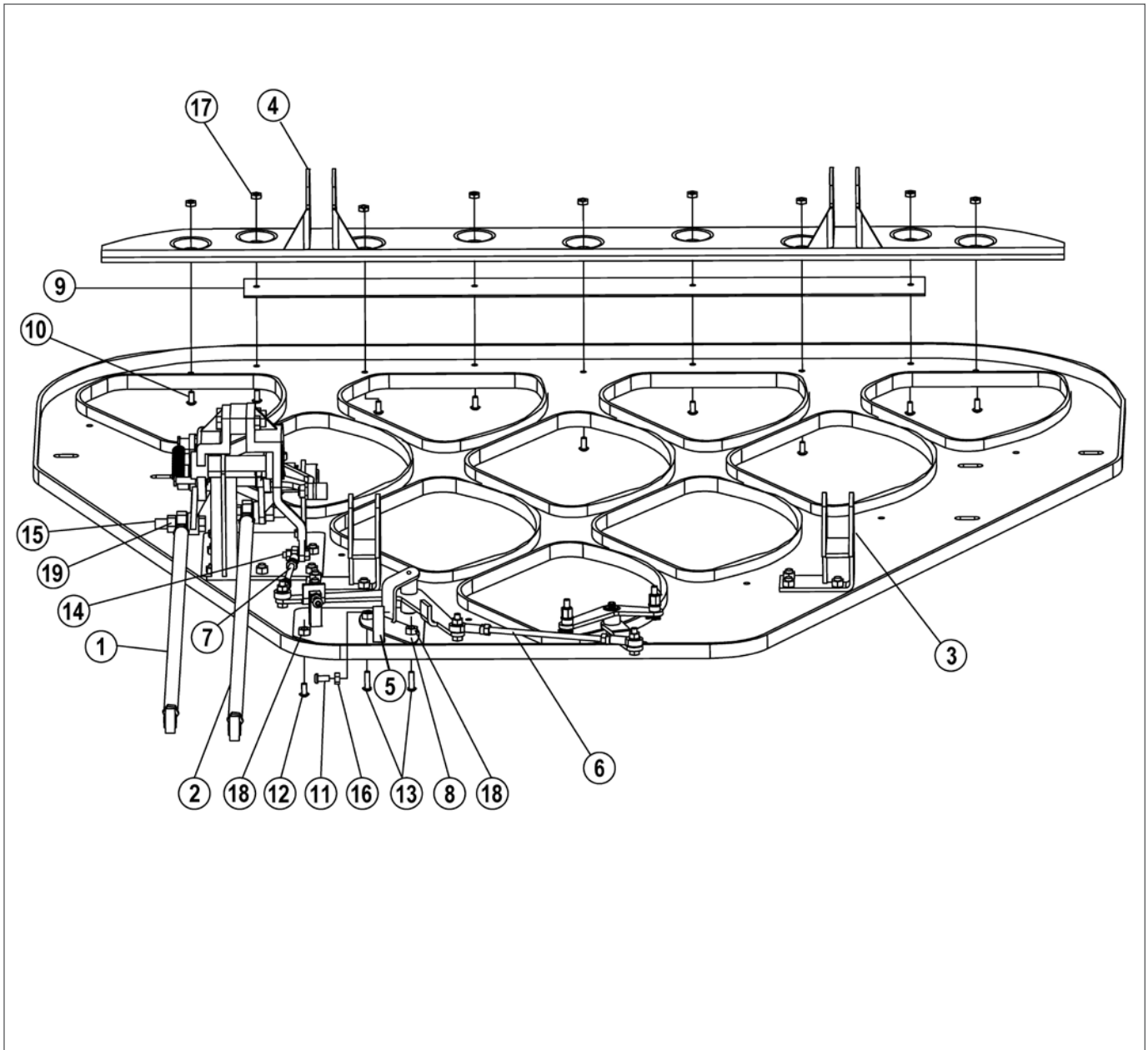
ITEM	PART NUMBER	DESCRIPTION	ITEM	PART NUMBER	DESCRIPTION
1	855 349 010	Pin Stop No Longer Available	30	070 002 816	Cam Follower W/ Grease Fitting
2	000 022 737	1/4 Rod End Lh Thread	31	070 007 616BG	Pin 5/16, Bag Of 10
3	000 022 738	1/4 Rod End Rh Thread	32	070 007 622	Lever Respot W Flange Bushing
4	070 001 804	Pivot Weldment	33	701 316 041BG	Thrust Bearing Oilite, Bag Of 10
5	070 001 807	Spring	34	710 501 009	Alemite Fitting
6	070 001 871	Screw Hex Hd Cap	35	806 249 160	Set Screw Square Head
7	070 002 577	Stud	36	807 357 060BG	Set Screw, 5/16-18 X 3/8, Bag Of 10
8	070 002 578	Lever Spot Assembly	37	809 849 165BG	Screw Hex Hd, 1/4-20 X 1, Bag Of 10
9	070 002 579	Finger Lever Assembly	38	809 865 125BG	Bolt Hex Hd, 3/8-16 X 1, Bag Of 10
10	070 002 581	Tie Rod	39	809 865 205BG	Hex Hd Cap Screw, 3/8 16 X 1 1/4 Bag Of 10
11	070 002 583	Link Assembly	40	810 239 120BG	Socket Head Cap Screw, 10-24 X 3/4 Bag Of 10
12	070 002 584	Pin Bell Crank	41	835 549 002BG	Jam Nut, 1/4-20, Bag Of 10
13	070 002 585	Shaft	42	835 550 002BG	Nut Jam, 1/4-28, Bag Of 10
14	070 002 590	Finger Link	43	835 650 002BG	Nut, Jam, 1/4-28 Lh, Bag Of 10
15	070 002 592	Pin Purchase As Part 090 005 629	44	839 539 002BG	Nut, Flex Loc, Bag Of 10
16	070 002 594	Tie Rod Assembly	45	840 066 002BG	Nut, Flex, 3/8-24 Thin, Bag Of 10
17	070 002 596	Spring Yoke Return (Not Shown)	46	840 600 002BG	Nut, Flex, 7/8-14, Bag Of 10
18	070 002 653BG	Bushing, Bag Of 20	47	843 140 002BG	Nut, Kep, 10-32, Bag Of 10
19	070 002 681BG	Pin 1/4, Respot Lever Pivot, Bag Of 10	48	844 049 002BG	Lock Nut, Stover, 1/4-20, Bag Of 10
20	070 002 702	Stop Respot	49	844 057 002BG	Lock Nut, Stover, 5/16-18, Bag Of 10
21	070 002 715	Bushing	50	844 065 002BG	Nut, Flex Loc, 3/8-16, Bag Of 10
22	070 002 726	Shaft	51	913 423 160BG	Roll Pin, Esna, 1/8 X 1, Bag Of 10
23	070 002 727	Link And Bearing Assembly	52	963 200 002BG	X Washer, 9000-8, Bag Of 10
24	070 002 728	Cam Link Assembly	53	963 400 002BG	X Washer, 9000-12, Bag Of 10
25	070 002 732BG	Spring, Bag Of 2			
26	070 002 733	Screw			
27	070 002 734	Bracket			
28	070 002 745BG	Bushing, Bag Of 10			
29	070 002 781	Needle Bearing			

# TABLE & CROSSBEAM ASSEMBLY - STEEL TABLE



## TABLE & CROSSBEAM ASSEMBLY - STEEL TABLE

ITEM	QTY	PART NUMBER	DESCRIPTION	ITEM	QTY	PART NUMBER	DESCRIPTION
1	2	000 022 782	Counterbalance Spring	25	6	801 369 161	Carriage Bolt, 7/16 - 14 X 1
2	1	000 026 042	Microswitch	26	4	809 865 245BG	Screw, Hex, 3/8 - 16 X 1-1/2
3	1	070 001 591	Pin				Bag Of 10
4	1	070 001 852	Off Spot Lever	27	1	809 869 325BG	Screw, Hex, 7/16 - 14 X 2, Bag Of 10
5	1	070 001 853	Spring	28	1	809 869 365BG	Screw, Hex, 7/16 - 14 X 2.25, Bag Of 10
6	1	070 001 854	Adjustment Screw	29	1	809 869 520	Screw, Hex, 7/16 - 14 X 3.25
7	2	070 006 048	Bolt, Special	30	2	818 227 202BG	Screw, Round Head, 6-32 X 1-1/4
8	1	070 007 303	Leveling Rod Spacer				Bag Of 10
9	6	070 007 752	Spacer	31, 32	5	835 549 002BG	Nut, Hex Jam, 1/4-20, Bag Of 10
10	4	090 002 028	Spring Roller Pin	33	10	838 369 002	Nut, Center Punch Lock, 7/16-14
11	4	090 003 795	Counterbalance Spring Roller	34	8	839 665 002BG	Nut, Stover Lock, 3/8 - 16, Bag Of 10
12	2	090 004 007	Tube Hanger Bracket	35	2	843 127 002BG	Nut, Hex Lock, 6-32, Bag Of 10
13	2	090 005 015	Torque Tube Bearing	36	2	844 081 002BG	Nut, Stover Lock, 5/8 - 11, Bag Of 10
14	2	090 005 253	Tie Rod Assembly	37	2	879 849 487	Eyebolt, 1/4 - 20 X 3
15	1	090 005 509	Table Support Weldment, 7 Pin Side	38	4	900 114 101BG	Sleeve Bearing, .877 X 1.128 X 5/8
16	1	090 005 514	Table Support Weldment, 10 Pin Side				Bag Of 5
17	1	090 005 597	Leveling Spacer	39	4	945 867 242BG	Washer, Flat, .406 X 1-1/2 X .05
18	1	090 005 645	Torque Tube Weldment				Bag Of 10
19	1	090 005 646	Side Brace, L.H.	40	6	947 271 967	Washer, Flat, 7/16
20	1	090 005 647	Side Brace, R.H.	41	4	948 983 212BG	Washer, 21/32 X 1-5/16, Bag Of 10
21	2	090 005 654	Sleeve, Upright	42	2	949 100 002BG	Washer, 59/64 X 15/32 X 1/16
22	2	090 005 662	Counterbalance Spring, Small				Bag Of 10
23	2	710 501 004	Grease Fitting	43, 44	6	963 400 002BG	X Washer, 3/16, Bag Of 10
24	1	744 203 013	Cable Clamp				

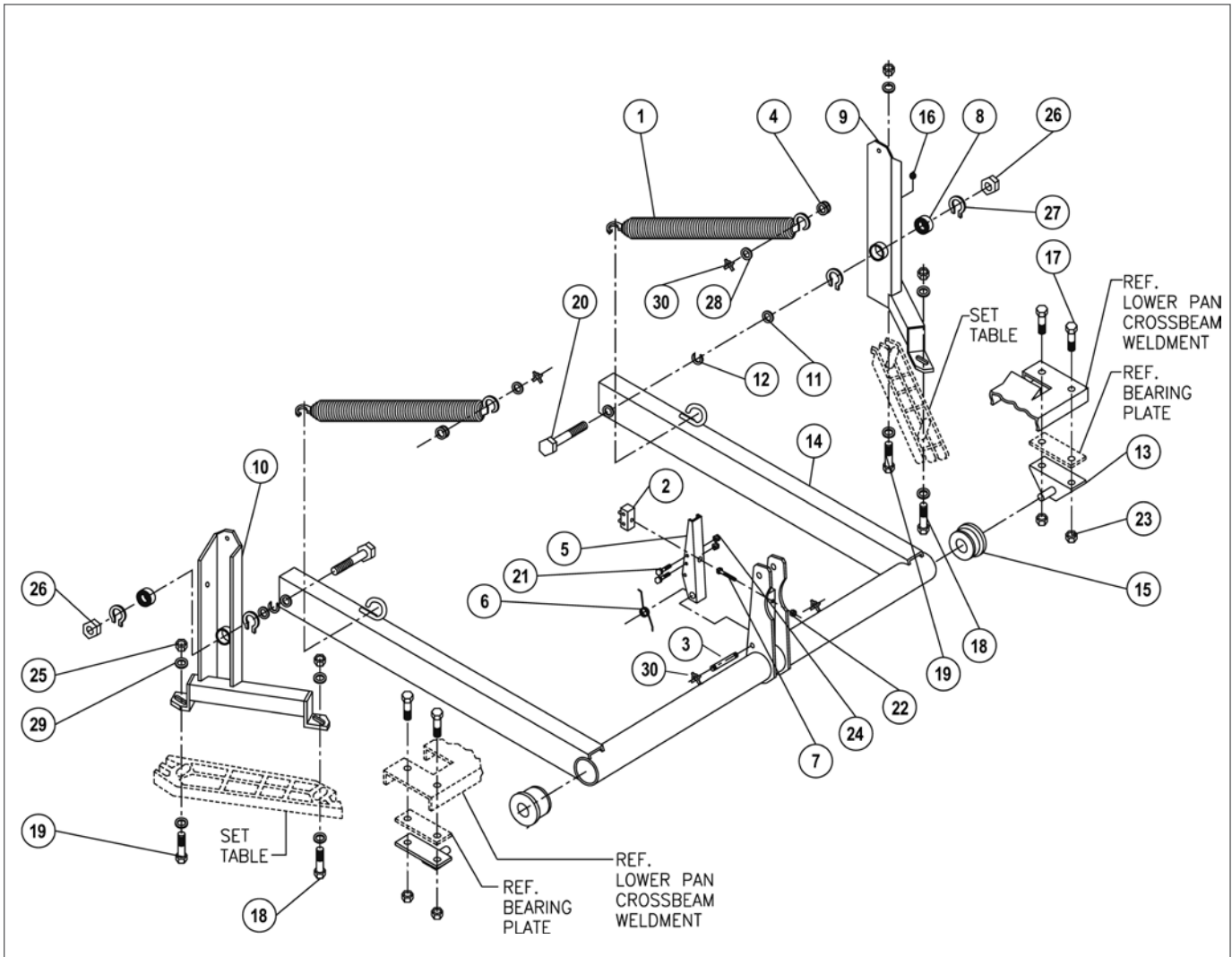


## TABLE & BRACKET ASSEMBLY

ITEM	QTY	PART NUMBER	DESCRIPTION	ITEM	QTY	PART NUMBER	DESCRIPTION
1	1	088 005 500	Respot Tie Rod Assembly	12	17	808 557 120BG	Screw, Button Head Cap, 5/16 - 18 X 3/4, Bag Of 10
2	1	088 005 501	Spot Tie Rod Assembly	13	2	808 557 140BG	Screw, Button Head Cap, 5/16 - 18 X 7/8, Bag Of 10
3	2	090 005 505	Front Table Bracket	14	4	809 849 165BG	Screw, Hex, 1/4 - 20 X 1, Bag Of 10
4	1	090 005 536	Rear Mounting Bracket	15	2	809 869 285	Screw, Hex, 7/16 - 14 X 1 1/2
5		090 005 603	Base Plate Weldment Actuator	16	2	835 549 002BG	Nut, Hex Jam, 1/4 - 20, Bag Of 10
6	1	090 005 613	Rod Assembly, Long	17	13	844 049 002BG	Nut, Stover Lock, 1/4 - 20, Bag Of 10
7	1	090 005 615	Rod Assembly, Short	18	19	844 057 002BG	Nut, Stover Lock, 5/16 - 18, Bag Of 10
8	1	090 005 637	Pivot Support Bracket	19	2	844 069 002BG	Nut, Stover Lock, 7/16 - 14, Bag Of 10
9	1	090 005 656	Rear Bracket Shim				
10	9	808 549 120BG	Screw, Button Head Cap, 1/4 - 20 X 3/4, Bag Of 10				
11	1	808 549 200BG	Screw, Button Head Cap, 1/4 - 20 X 1 1/4, Bag Of 10				



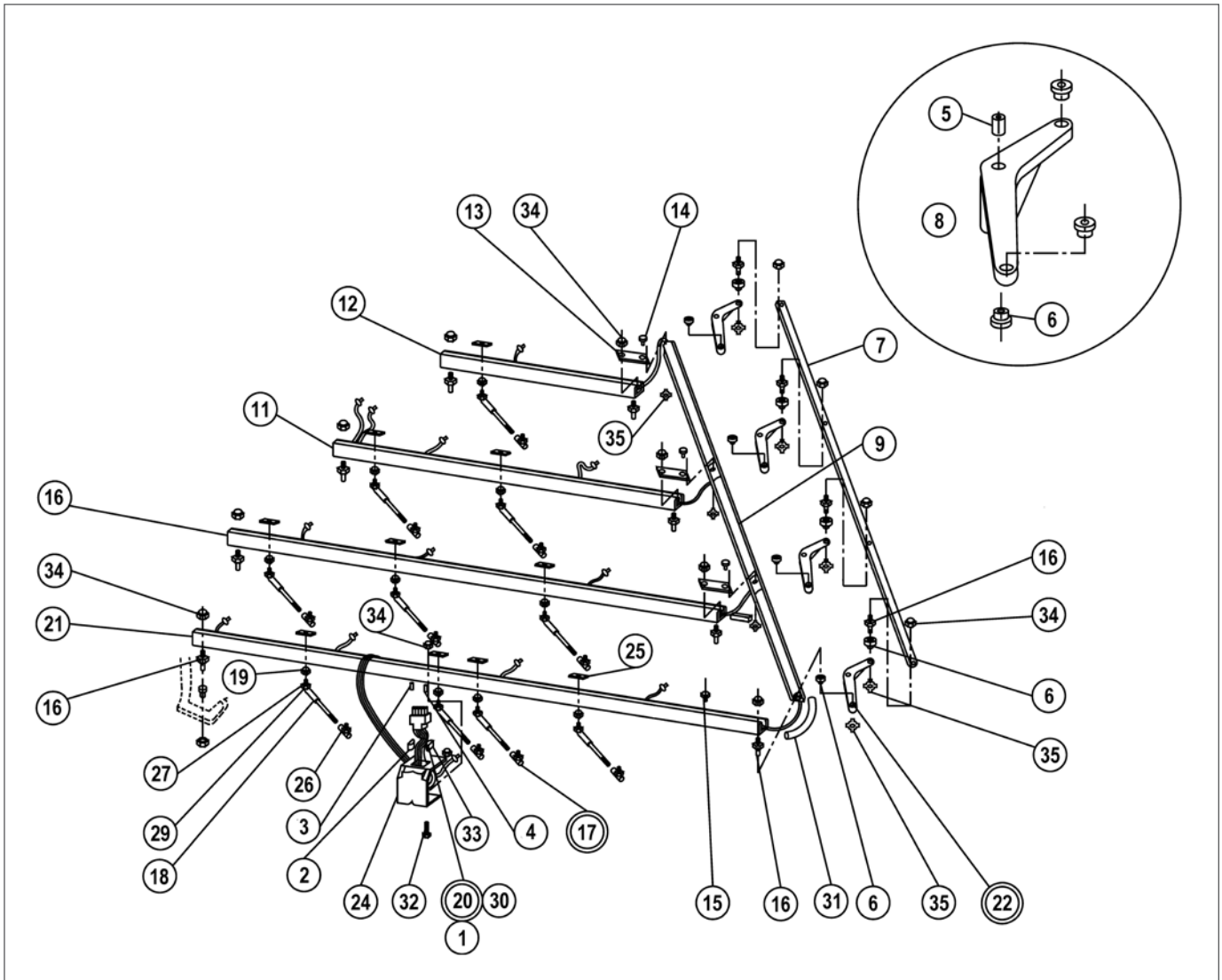
# TABLE TORQUE TUBE ASSEMBLY - ALUMINUM TABLE



## TABLE TORQUE TUBE ASSEMBLY - ALUMINUM TABLE

ITEM	QTY	PART NUMBER	DESCRIPTION	ITEM	QTY	PART NUMBER	DESCRIPTION
1	2	000 022 782	Spring	18	2	809 869 245BG	Hex Hd. Cap Screw, 7/16-14 x 1-1/2 Lg., Bag Of 10
2	1	000 026 042	Microswitch	19	2	809 869 325BG	Hex Hd. Cap Scr., 7/16-14 x 2 Lg., Bag Of 10
3	1	070 001 591	Pin For Table Arm Over Travel Lever Assembly	20	2	809 881 640BG	Hex Hd. Cap Screw, 5/8-11 X 4 Lg., Lg., Bag Of 10
4	2	070 001 668	Spring Roller	21	2	818 227 202BG	Sems Round Hd. Screw, 6 32 X 1-1/4 Lg., Bag Of 10
5	1	070 001 852	Table Arm Over Travel Lever	22	1	835 549 002BG	Flex Loc Nut, 1/4 - 20, Bag Of 10
6	1	070 001 853	Spring	23	4	840 065 002BG	Flex Loc Nut, 3/8 - 16, Bag Of 10
7	1	070 001 854	Table Arm Over Travel Lever Special Screw	24	1	843 127 002BG	Keps Hex Lock Nut, 6 - 32, Bag Of 10
8	2	070 002 698	Spherical Bushing	25	4	844 069 002BG	Stover Lock Nut, 7/16 - 14, Bag Of 10
9	1	070 002 295	Table Support Weldment, R.H.	26	2	844 081 002BG	Stover Lock Nut, 5/8 - 11, Bag Of 10
10	1	070 002 296	Table Support Weldment, L.H.	27	4	919 000 700BG	Retaining Ring, # 5000-156, Bag Of 10
11	2	070 007 302	Spacer	28	2	945 867 242BG	Plain Washer, 1.50 X .406 X 0.5 Bag Of 10
12	6	070 007 752	Spacer	29	4	949 100 002BG	Plain Washer, .922 O.D. X .468 I.D. X .06 Thk. Bag Of 10
13	2	090 004 007	Torque Tube Hanger Assembly	30	4	963 400 002BG	X Washer, #9000-12, Bag Of 10
14	1	090 004 008	Table Torque Tube Weldment New Part Number 090 005 645				
15	2	090 005 015	Torque Tube Bearing				
16	2	710 501 009	Grease Fitting, Alemite # 3006				
17	4	809 865 245BG	Hex Hd. Cap Screw, 3/8-16 x 1-1/2 - Lg., Bag Of 10				

# TABLE & WIREWAY ASSEMBLY - ALUMINUM TABLE



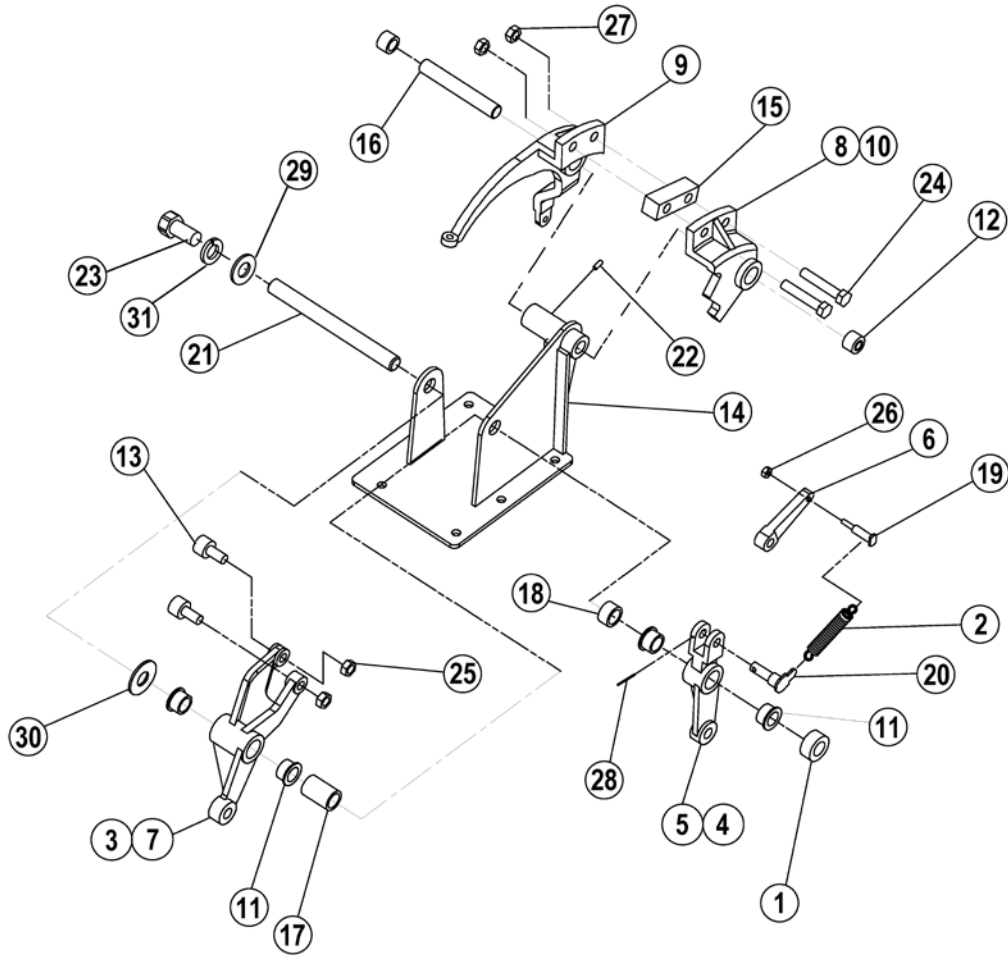
## TABLE & WIREWAY ASSEMBLY - ALUMINUM TABLE

ITEM	PART NUMBER	DESCRIPTION	ITEM	QTY	PART NUMBER	DESCRIPTION
1	000 025 079	Block Male 14 Pin	21	070 006 669	Link 7 Pin	
2	000 025 556BG	Locking Spring Catch, Bag Of 2	22**	070 007 623**	Lever Respot Ass'y (Lever. With Item 6)**	
3	000 028 441BG	Guide Socket, Bag Of 10	23	090 002 020	Link Body	
4	000 028 442BG	Guide Pin, Bag Of 10	24	090 002 538	Table Connector Bracket	
5	070 002 652BG	Bushing Sleeve (Used In Item 8), Bag Of 20	25	724 507 002BG	Tinnerman Nut, Bag Of 10	
6	070 002 653BG	Bushing Flanged Respot Lever, Bag Of 20	26	730 023 015	Shell Cup Ass'y	
7	070 002 671	Link Respot Connector	27	730 027 019	Stud	
8*	070 002 678*	Lever Respot Assy (Lever. With Items 5 & 6)*	28	730 035 025	Clip (Brown)	
9	070 002 766	Link Wireway	29	730 036 025	Clip (Silver)	
10	070 002 768	Link 8 Pin	30	760 011 197BG	Pin Wire Terminal, Bag Of 20	
11	070 002 769	Link 9 Pin	31	770 008 009	Poly Spirap 5"	
12	070 002 770	Link 10 Pin	32	813 949 082	Hex Hd. Screw. 1/4 - 20 X 1/2 Lg.	
13	070 002 771	Plate	33	834 821 000BG	Nut Hx, 4-40 Brass, Bag 10	
14	070 002 772BG	Pin, Bag Of 10	34	844 049 002BG	Stover Nut 1/4 - 20, Bag Of 10	
15	070 002 773BG	Grommet, Bag Of 10	35	963 200 002BG	X Washer, Bag Of 10	
16	070 002 774BG	Pin, Bag Of 2				
17, 18	070 002 814	Link Assembly				
19	070 002 815BG	Spacer Bushing, Bag Of 10				
20	070 005 602	Cable				

\* For Use In Pinspotters Made Prior To Oct. 1972.

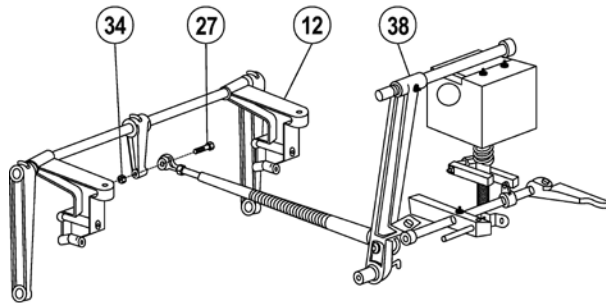
\*\* For Use In Pinspotters Made After Oct. 1972.

# TIE ROD BRACKET ASSEMBLY

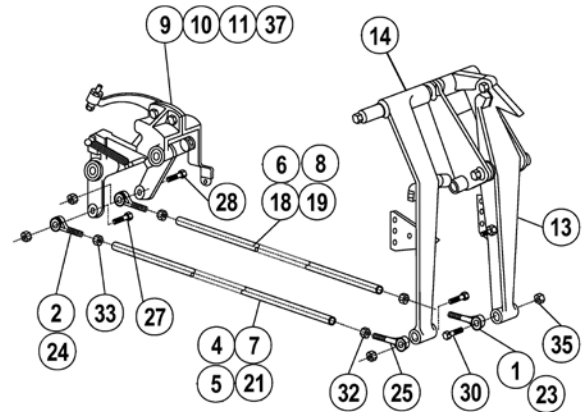


## TIE ROD BRACKET ASSEMBLY

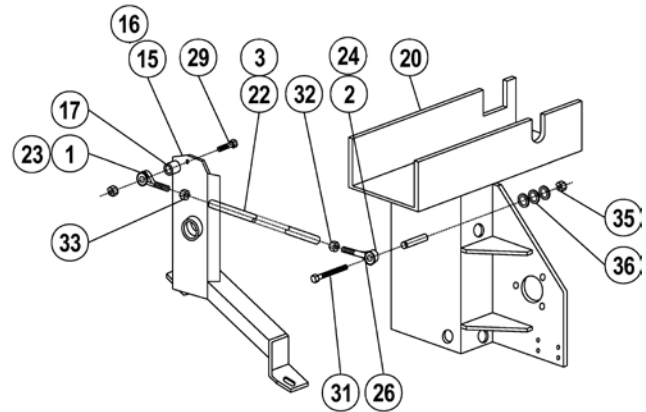
ITEM	QTY	PART NUMBER	DESCRIPTION	ITEM	QTY	PART NUMBER	DESCRIPTION
1	1	000 021 423	Shaft Collar	18	1	090 005 533	Spacer
2	1	070 001 807	Respot Lever Spring	19	1	090 005 629	Pin
3	1	070 002 578	Spot Lever Assembly Includes Items 7 and 11	20	1	090 005 631	Pivot Weldment
4	1	070 002 579	Finger Lever Assy Includes Items 5 and 11	21	1	090 005 655	Shaft
5	1	070 002 589	Finger Lever - Not Available Separately	22	1	807 249 060BG	Setscrew, 1/4 - 20 X 3/8, Bag Of 10
6	1	070 002 590	Finger Link	23	1	809 865 125BG	Screw, Hex, 3/8 - 16 X 3/4, Bag Of 10
7	1	070 002 599	Spot Lever - Not Available Separately	24	2	809 865 325BG	Screw, Hex, 3/8 - 16 X 2, Bag Of 10
8	1	070 002 724	Shifter Link - Not Available Separately	25	2	840 066 002BG	Nut, Flex Lock, Thin, 3/8 - 24 Bag Of 10
9	1	070 002 725	Cam Link	26	1	843 140 002BG	Nut, Hex Lock, 10 - 32, Bag Of 10
10	1	070 002 727	Shifter Link & Bearing Assy Includes Items 8 and 12	27	2	844 065 002BG	Nut, Stover Lock, 3/8 - 16, Bag Of 10
11	4	070 002 745BG	Flanged Bearing, .6265 X .814 X 1/2 Bag Of 10	28	1	913 423 120BG	Spring Pin, 1/8 X 3/4, Bag Of 10
12	2	070 002 781	Needle Bearing	29	1	948 767 132BG	Washer, Flat, 13/32 X 13/16 X 1/16 Bag Of 10
13	2	070 002 816	Cam Follower	30	1	948 983 212BG	Washer, Flat, 21/32 X 1-5/16 Bag Of 10
14	1	088-005-503	Tie Rod Bracket	31	1	951 164 002BG	Washer, Split Lock, 3/8, Bag Of 10
15	1	090 005 520	Spacer				
16	1	090 005 521	Shaft, Short Side				
17	1	090 005 532	Spacer				



**SHUTTLE TIE ROD ASSEMBLY**



**SPOT & RESPOT TIE ASSEMBLY**



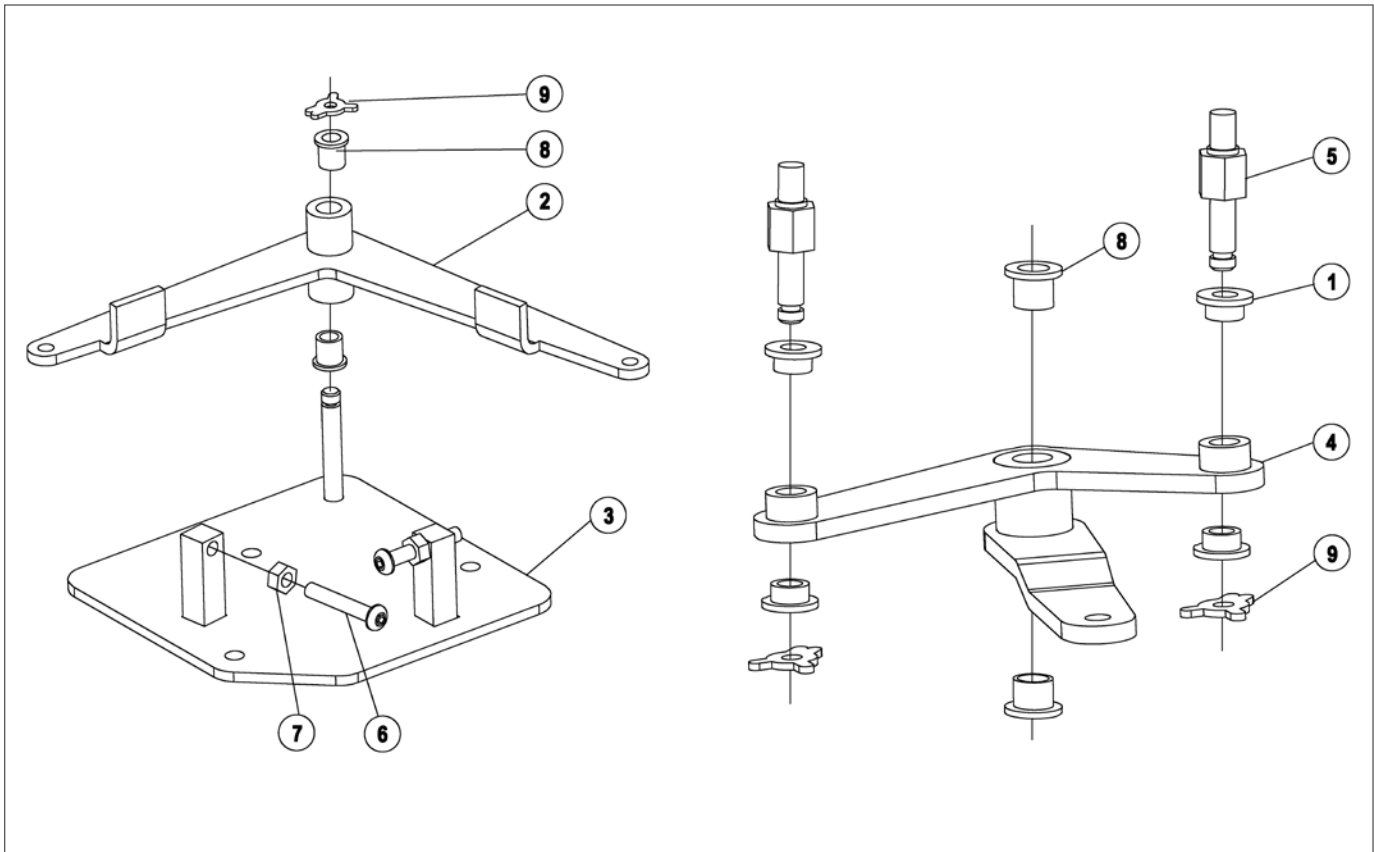
**TABLE ROD ASSEMBLY**

## TIE ROD ASSEMBLIES

ITEM	PART NUMBER	DESCRIPTION
1	000 025 004	7/16 RH Rod End W/ Grease Fitting
2	000 025 005	7/16 LH Rod End W/ Grease Fitting
3	070 001 557	Table Tie Rod
4	088 005 500	Respot Tie Rod Assy Steel Table, Black Tie Rod Bracket
5	070 001 601	Respot Rod Assy - Aluminum Table
6	070 001 602	Spot Rod Assy - Aluminum Table
7	070 001 606	Respot Tie Rod - Rod Only
8	070 001 607	Spot Rod Only - Aluminum Table
9	070 002 578	Spot Lever Assembly
10	070 002 727	Shifter Link Assembly
11	070 002 728	Cam Link Assembly
12	070 006 358	Bracket Assy For Bin
13	070 006 481	Spot Link Assembly
14	070 006 492	Respot Arm Link Assembly
15	070 007 295	Table Support Weldment R.H.
16	070 007 296	Table Support Weldment L.H. (Not Shown)
17	070 007 303	Spacer. 7/16 I.D.
18	088 005 501	Spot Tie Rod Assy Steel Table, Black Tie Rod Bracket
19	090 005 651	Spot Tie Rod Assy Steel Table, Silver Tie Rod Bracket
20	088 200 566	Crossbeam Weldment

ITEM	PART NUMBER	DESCRIPTION
21	090 005 251	Tie Rod Assy Respot
22	090 005 253	Tie Rod Assy
23	090 005 264	End Fitting. R.H. (Grease-Less)
24	090 005 265	End Fitting L.H. (Grease-Less)
25	710 501 013	Grease Fitting
26	710 501 014	Grease Fitting
27	809 865 245BG	Hex Hd. Cap Screw. 3/8 - 16 X 1-1/2 Lg Bag Of 10
28	809 869 285	Hex Hd. Cap Screw 7/16 - 14 X 1 - 3/4 Lg.
29	809 869 325BG	Hex Hd. Cap Screw, 7/16 - 14 x 2 Lg, Bag Of 10
30	809 869 365BG	Hex Hd. Cap Screw 7/16 - 14 X 2 - 1/4 Lg. Bag Of 10
31	809 869 405BG	Hex Hd. Cap Screw R.H.7/16 - 14 X 2-1/2 Lg Bag Of 10
32	835 570 002BG	Hex Jam Nut. 7/16 - 20 R.H., Bag Of 10
33	835 670 002BG	Hex Jam Nut 7/16 - 20. L.H., Bag Of 10
34	844 065 002BG	Flex Loc Nut, 3/8 - 16, Bag Of 10
35	844 069 002BG	Nut-Stvr-Lk 7/16 - 14 (Bag 10)
36	949 100 002BG	Plain Washer, 15/32 I.D. X 59/64 Od X 1/16 Thk Bag Of 10
37	See Page 22 - 23 For Parts Of This Assembly	
38	See Page 8 For Parts Of This Assembly	

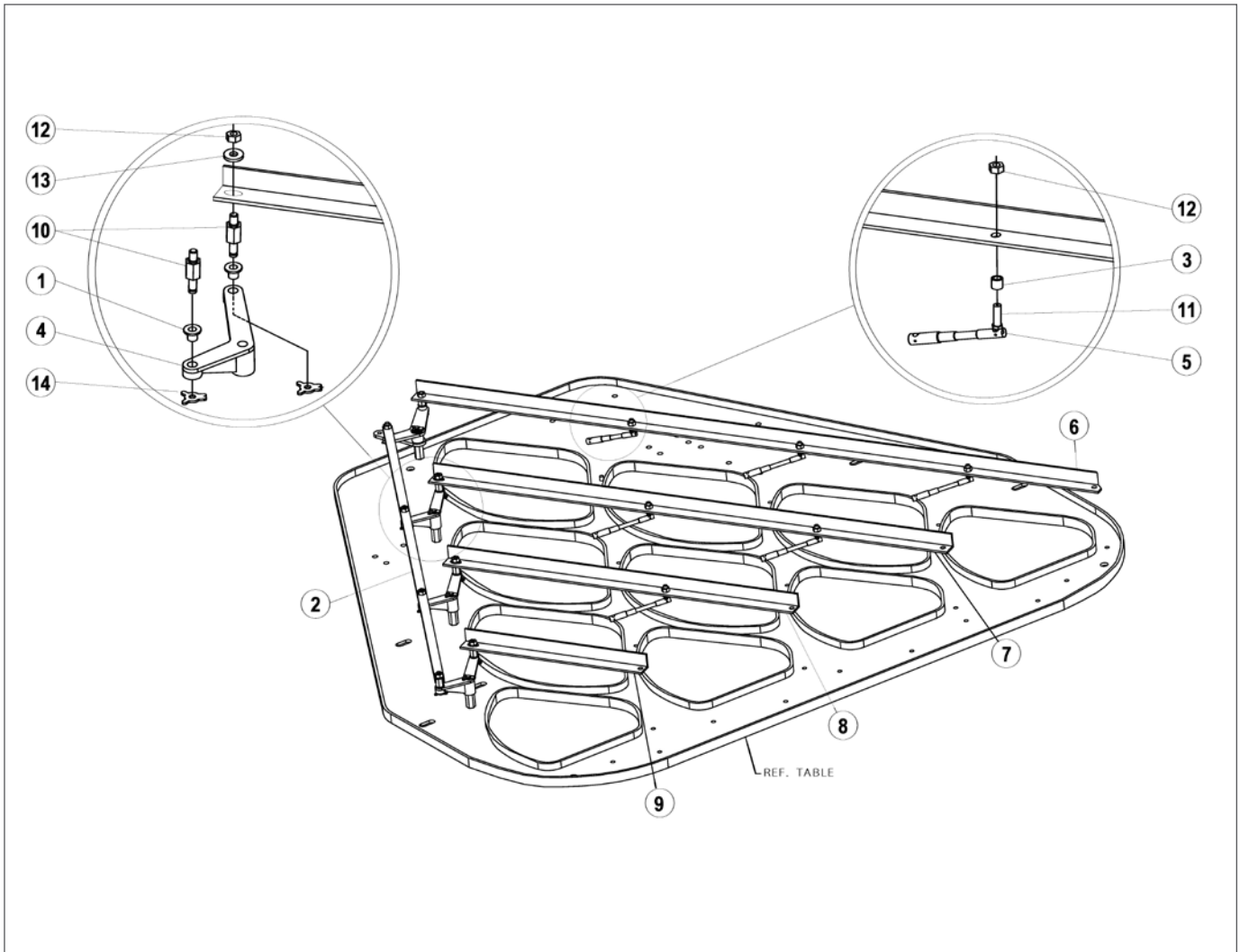
# FRONT ACTUATOR & CONNECTOR ASSEMBLIES



## FRONT ACTUATOR & CONNECTOR ASSEMBLIES

ITEM	QTY	PART NUMBER	DESCRIPTION
1	4	070 002 630BG	Flanged Bearing, .252 X .315 X .218 Bag Of 20
2	1	090 005 600	Actuator Lever Weldment
3	1	090 005 603	Actuator Base Weldment
4	1	090 005 607	Front Connecting Link
5	2	090 005 612	Front Connecting Link Pin, 7 Pin
6	2	808 549 200BG	Screw, Button Head Cap, 1/4-20 X 1-1/4, Bag Of 10
7	2	835 549 002BG	Nut, Hex Jam, 1/4 - 20 Bag Of 10
8	4	900 205 081BG	Flanged Bearing, .315 X .44 X .5 Bag Of 5
9	3	963 400 002BG	X-Washer, 3/16, Bag Of 10

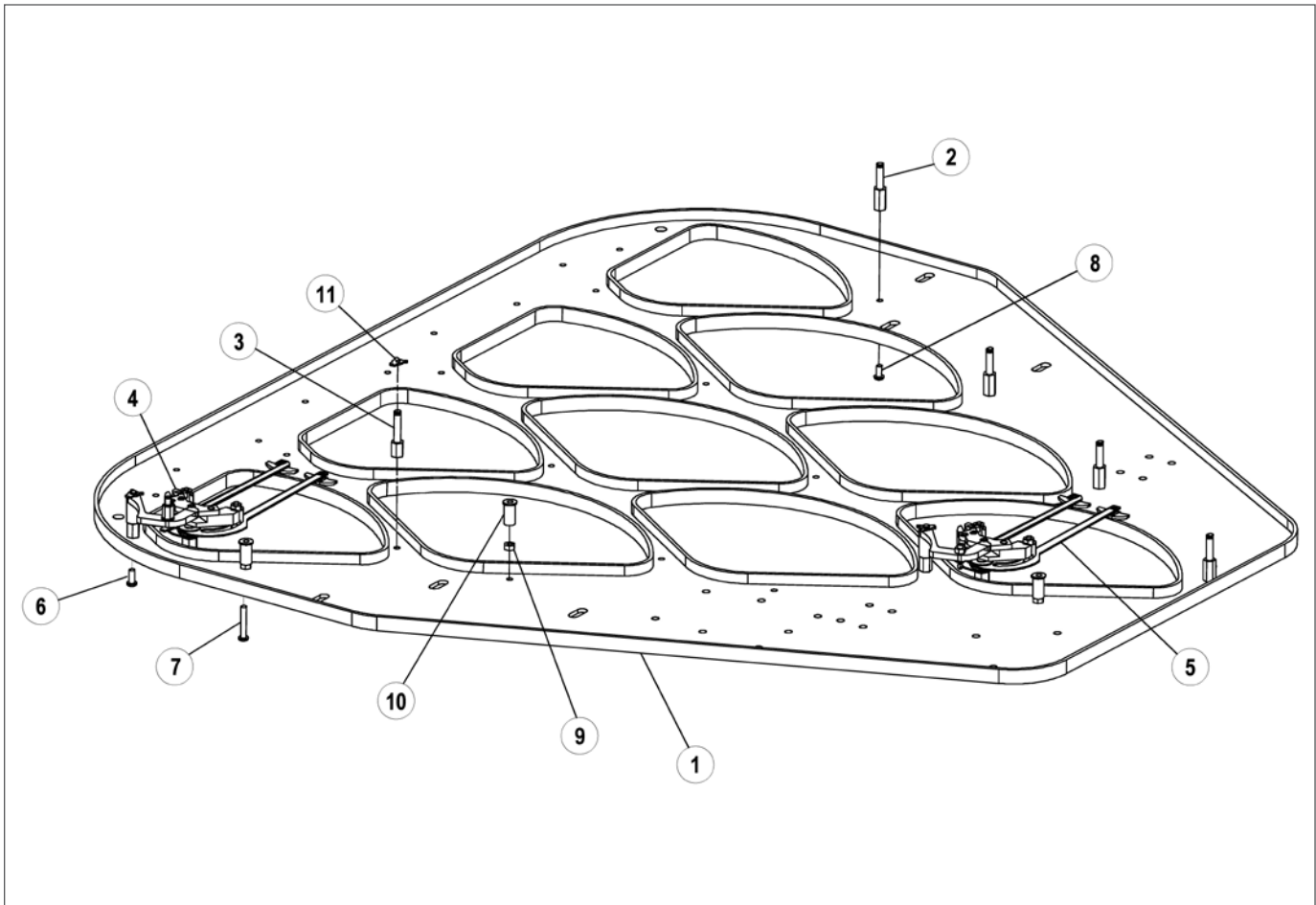




## TABLE & RESPOT LINKS

ITEM	QTY	PART NUMBER	DESCRIPTION
1	6	070 002 653BG	Flanged Bearing, .252 X .315 X .38 Bag Of 20
2	1	070 002 671	Respot Link
4	3	070 007 623	Lever, Respot Assembly Includes Item 1 And Lever Casting
3	6	070 002 815BG	Spacer Bushing Bag Of 10
5	6	090 002 020	Link Body
6	1	090 005 555	7-Pin Link
7	1	090 005 556	8-Pin Link
8	1	090 005 557	9-Pin Link
9	1	090 005 558	10-Pin Link
10	6	090 005 571	Pin, 8, 9, & 10 Links
11	6	730 027 019	Stud, Ball Head
12	14	844 049 002BG	Nut, Stover Lock, 1/4 - 20 Bag Of 10
13	3	948 753 102BG	Washer, Flat, 9/32 X 5/8 X 1/16 Bag Of 10
14	12	963 400 002BG	X-Washer, 3/16 Bag Of 10

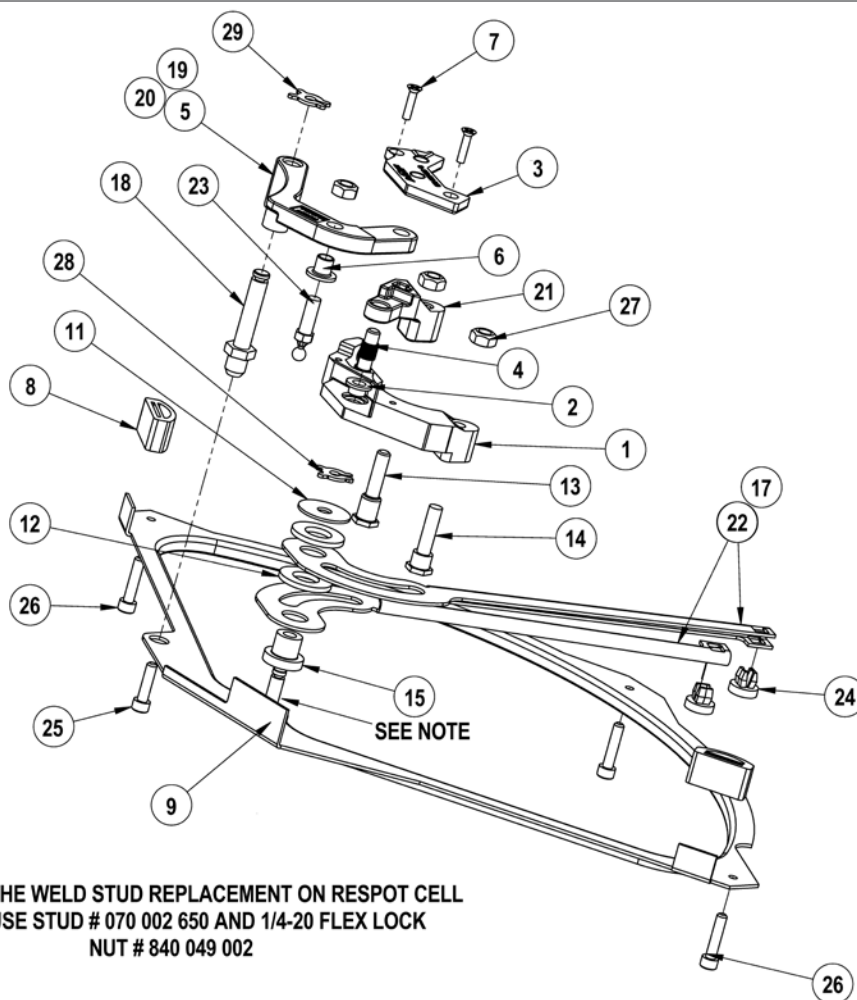
# TABLE & RESPOT CELLS - STEEL



## TABLE & RESPOT CELLS - STEEL

ITEM	QTY	PART NUMBER	DESCRIPTION
1	1	088 005 502	Table
2	4	090 005 503	Link Connector Pivot
3	10	090 005 504	Respot Pivot
4	4	090 005 540	Respot Cell Assy Cells 7 Through 10
5	6	090 005 544	Respot Cell Assy Cells 1 Through 6
6	10	801 149 100	Carriage Bolt, 1/4 - 20 X 5/8
7	10	801 149 247	Carriage Bolt, 1/4 - 20 X 1-1/2
8	4	809 149 100	Screw, Button Head Cap, 1/4-20 X 5/8
9	10	844 049 002BG	Nut, Stover Lock, 1/4 - 20 Bag Of 10
10	10	855 349 010	Well Nut, 1/4 - 20 X 1
11	10	963 400 002BG	X Washer, 3/16, Bag Of 10

# RESPOT CELL ASSEMBLY - ALUMINUM TABLE



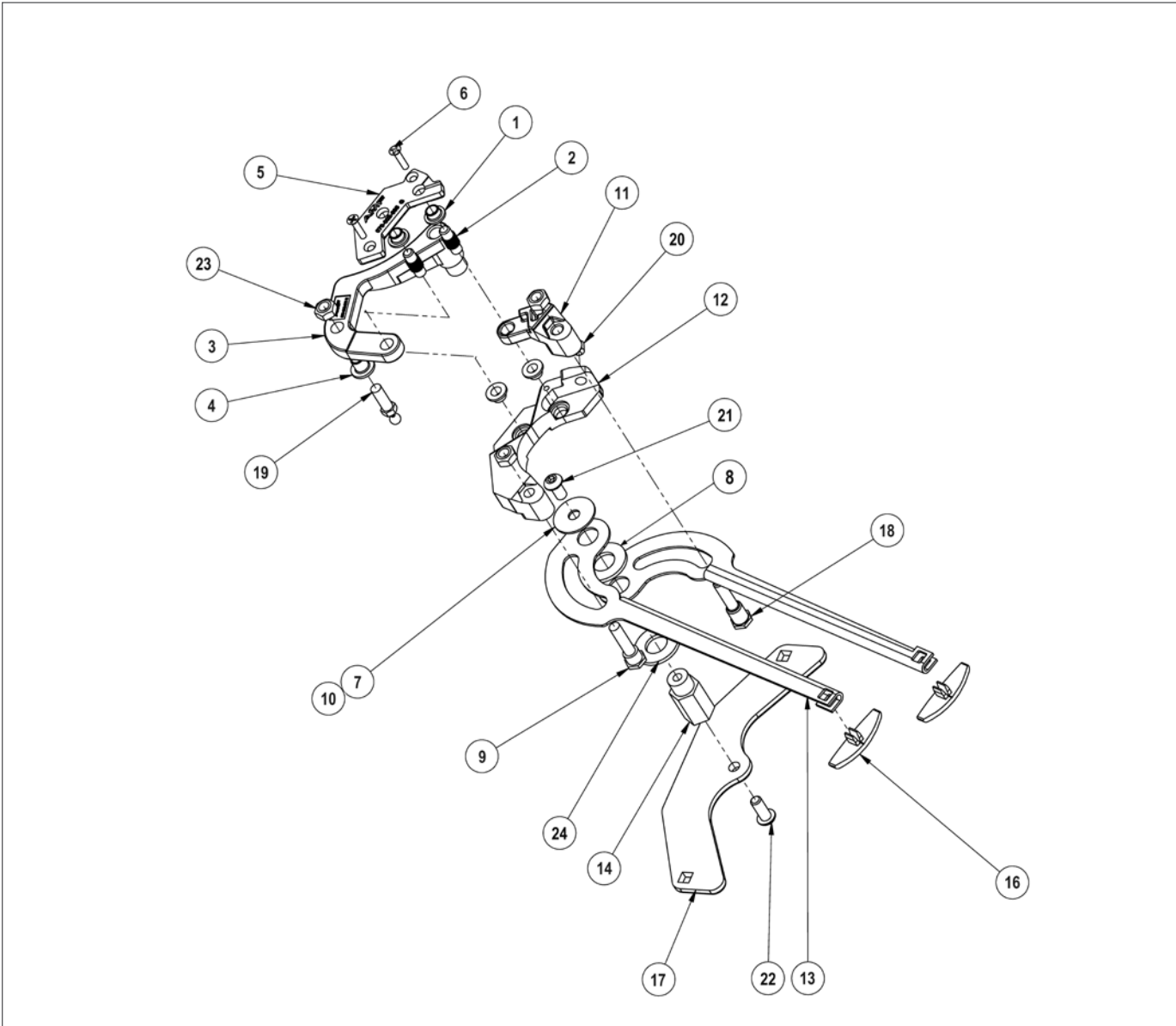
## RESPOT CELL ASSEMBLY - ALUMINUM TABLE

ITEM	QTY	PART NUMBER	DESCRIPTION	ITEM	QTY	PART NUMBER	DESCRIPTION
1	10	070 002 629	Yoke, Arm Assy Includes Items 2 And Yoke Casting	19	1	070 007 618	Lever Assy Includes Items 4, 6 and Lever Casting**
2	40	070 002 630BG	Bushing, Yoke, Bag Of 20	20	1	070 007 620	Lever Assy, #7 Cell Includes Items 4, 6 And Lever Casting***
3	10	070 002 644	Yoke Plate Assy Includes Item 2 And Yoke Plate	21		090 004 113	Arm Yoke Respot
4	20	070 002 645	Shaft	22	20	070 004 123	Finger, Respot (Only For Use With Inserts 792-506-033 And 090-005-617)
5		070 002 651	Lever Respot Yoke Pivot	23		730 027 019	Stud Ball Head
6	10	070 002 653BG	Bushing, Flange, Bag Of 20	24		792 506 033	Insert, Respot, Circular Pad
7	20	070 002 750BG	Screw, Bag Of 10	25	10	808 640 121BG	Screw, Soc. Hd. Cap, #10 - 32 X 3/4 Lg. Bag Of 10
8	20	070 002 752BG	Bumper Extrusion, Bag Of 2	26	30	808 640 141BG	Screw, Soc. Hd. Cap, #10 - 32 X 7/8 Lg. Bag Of 10
9	20	070 002 792	Frame Respot Weld	27	29	844 049 002BG	Stover Locknut, 1/4 - 20, Bag Of 10
10		070 006 674	Respot Cell Assy. (For #7 Cell Only) Not Shown	28	10	963 200 002BG	X-Washer, #9000 - 8, Bag Of 10
11	10	070 007 192BG	Washer, Respot Cell, Bag Of 10	29	10	963 400 002BG	X-Washer, #9000 - 12, Bag Of 10
12	20	070 007 193BG	Spacer, Respot Cell, Bag Of 10				
13	10	070 007 194BG	Stud, Long, Bag Of 5				
14	10	070 007 195BG	Stud, Short, Bag Of 5				
15	10	070 007 196BG	Bushing, Flange, Bag Of 5				
16		070 007 200	Respot Cell Assy. (For Cells 1 Thru 6 And 8 Thru 10) - Not Shown				
17	20	090 004 123	Finger Assy - Includes Items 22 And 24				
18	10	070 007 617BG	Stud, Pivot, 5/16 Dia. Shaft, Bag Of 10				

\*\* Item 6 Is Pressed In From The Underside On This Assembly;  
Used In Cells 1-6 And 8-10.

\*\*\* Item 11 Is Pressed In From The Topside On This Assembly;  
Used In 7-Pin Cell Only.

# RESPOT CELL ASSEMBLY - CELLS 1 THROUGH 6

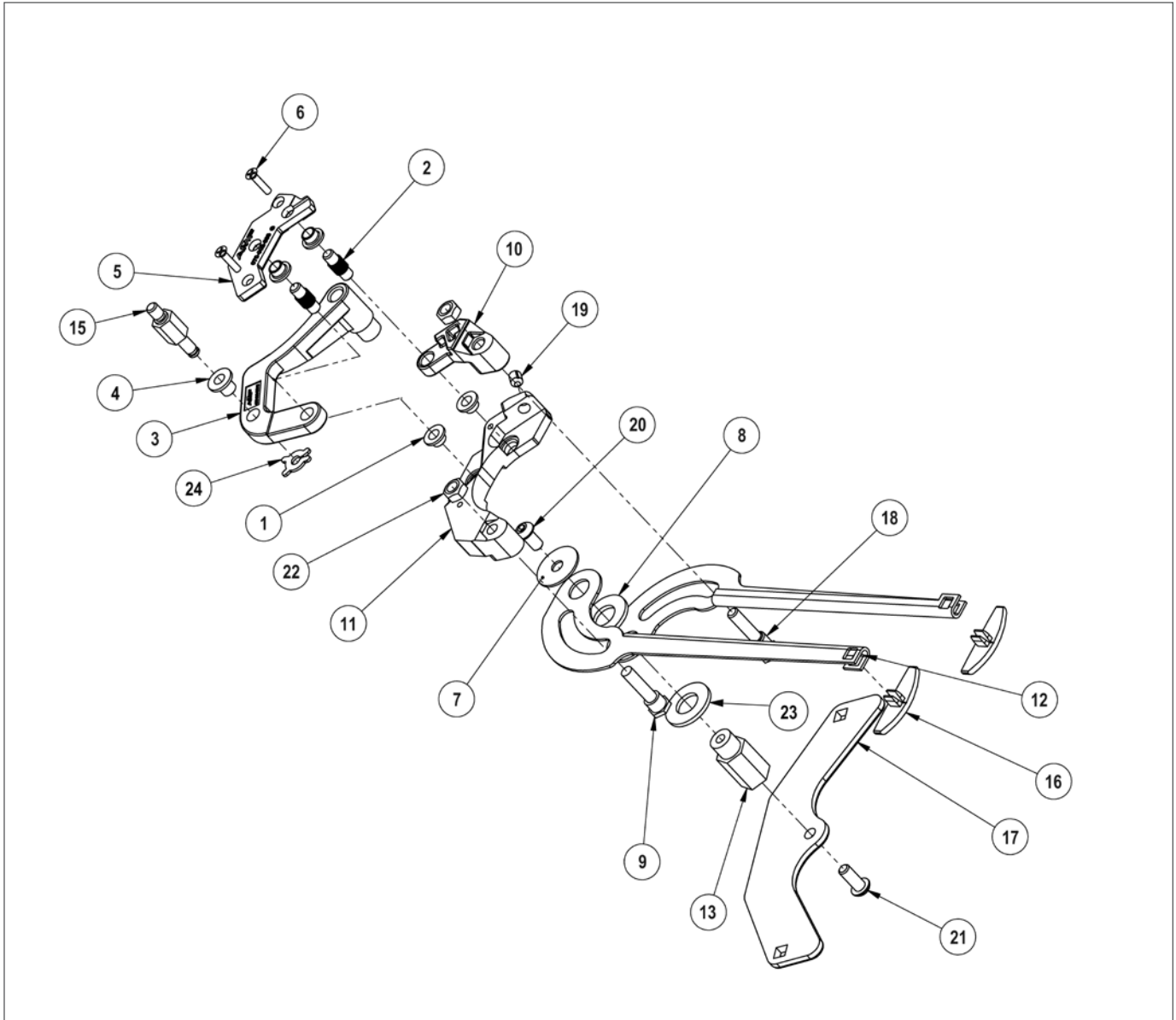


## RESPOT CELL ASSEMBLY - CELLS 1 THROUGH 6

ITEM	PART NUMBER	DESCRIPTION
1	070 002 630BG	Flange Bearing, .252 X .315 X .218 Bag Of 20
2	070 002 645	Lever Assembly Shaft
3	070 002 651	Respot Lever
4	070 002 653BG	Flanged Bearing, .252 X .315 X .38 Bag Of 20
5	070 002 695	Yoke Plate, Not Available Separately, Purchase As 070002644 Yoke Plate Assembly
6	070 002 750BG	Screw. Flat Head, Bag Of 10
7	070 007 192BG	Washer, Respot Cell, Bag Of 10
8	070 007 193BG	Respot Cell Spacer, Bag Of 10
9	070 007 195BG	Stud, Short, Bag Of 5
10	070 007 651BG	Washer-Nylon-Dist Bag Of 10
11	090 004 113	Respot Yoke Arm
12	090 004 118	Respot Yoke

ITEM	PART NUMBER	DESCRIPTION
13	070 004 123	Respot Finger
14	090 005 522	Respot Finger Bushing
15	090 005 544	Respot Cell Assembly, Cells 1 Through 6
16	090 005 617	Finger Insert
17	090 005 632	Finger Pivot Wing
18	090 005 640	Stud. Long
19	730 027 019	Stud, Ball Head
20	807 650 050	Setscrew, 1/4 - 28 X 5/16
21	808 549 080BG	1/4-20 X 1/2 Screw Sobl
22	809 149 100	Screw. Button Hd W/Patch 1/4 - 20 X 5/8
23	844 049 002BG	Nut, Stover Lock, 1/4 - 20, Bag Of 10
24	948 975 172BG	17/32 X 1-1/16 Washer, Bag Of 10

# RESPOT CELL ASSEMBLY - CELLS 7 THROUGH 10

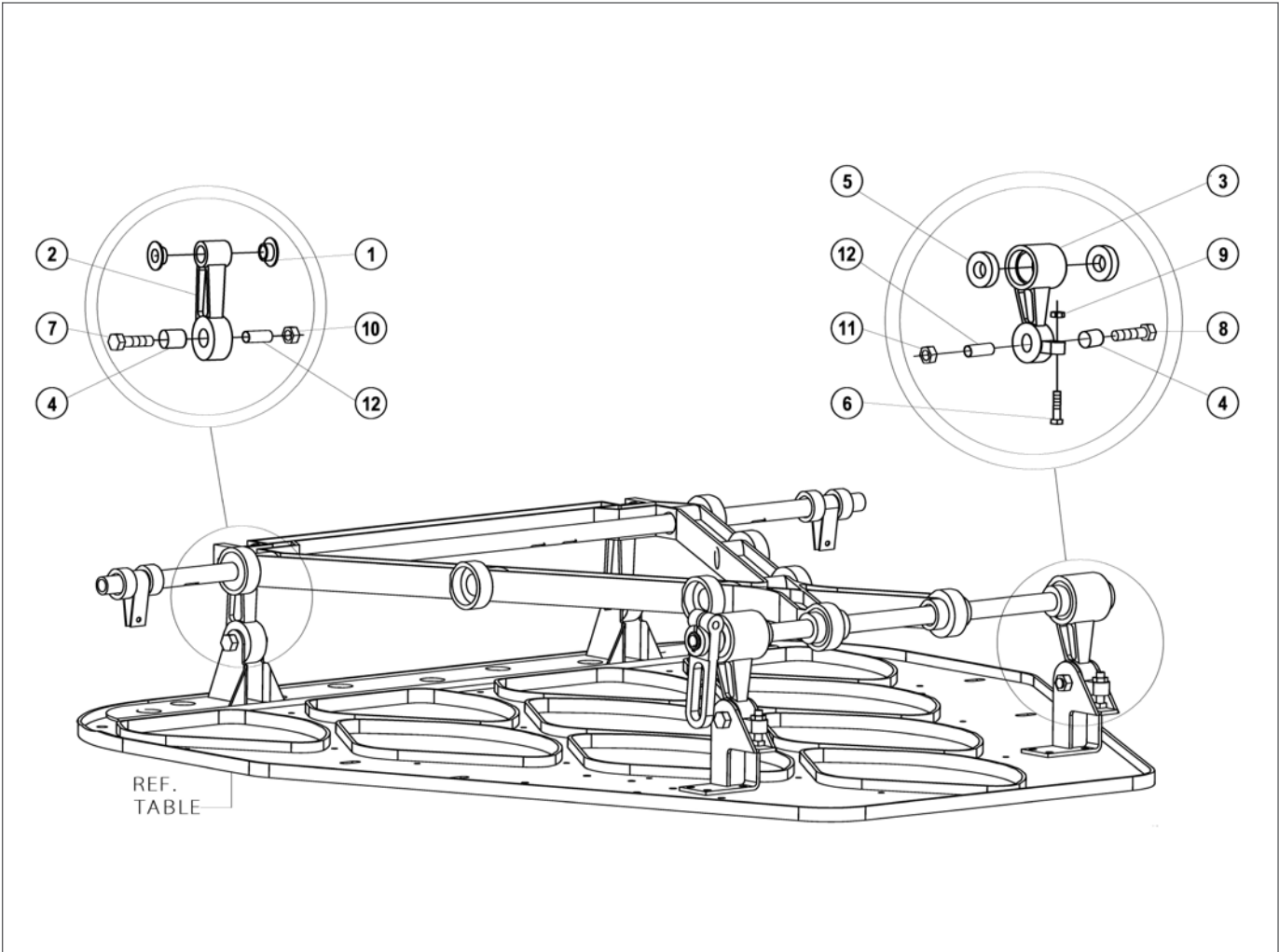


## RESPOT CELL ASSEMBLY - CELLS 7 THROUGH 10

ITEM	PART NUMBER	DESCRIPTION	ITEM	PART NUMBER	DESCRIPTION
1	070 002 630BG	Flanged Bearing, .252 X .315 X .218 Bag Of 20	13	090 005 522	Respot Finger Bushing
2	070 002 645	Lever Assembly Shaft	14	090 005 540	Respot Cell Assembly, Cells 7 - 10
3	070 002 651	Respot Lever	15	090 005 571	Pin, 8-9-10 Links
4	070 002 653BG	Flanged Bearing, .252 X .315 X .38 Bag Of 20	16	090 005 617	Finger Insert
5	070 002 695	Yoke Plate, Not Available Separately, Purchase As 070002644 Yoke Plate Assembly	17	090 005 632	Finger Pivot Wing
6	070 002 750BG	Screw, Flat Head, Bag Of 10	18	090 005 640	Stud, Long
7	070 007 192BG	Washer, Respot Cell, Bag Of 10	19	807 650 050	Setscrew, 1/4 - 28 X 5/16
8	070 007 193BG	Respot Cell Spacer, Bag Of 10	20	808 549 080BG	Screw, Button Head Cap, 1/4 - 20 X 1/2, Bag Of 10
9	070 007 195BG	Stud, Short, Bag Of 5	21	809 149 100	Screw, Button Ho W/Patch, 1/4 - 20 X 5/8
10	090 004 113	Respot Yoke Arm	22	844 049 002BG	Nut, Stover Lock, 1/4 - 20, Bag Of 10
11	090 004 118	Respot Yoke	23	948 975 172BG	Washer, 17/32 X 1-1/16, Bag Of 10
12	070 004 123	Respot Finger	24	963 400 002BG	X-Washer, Bag Of 10



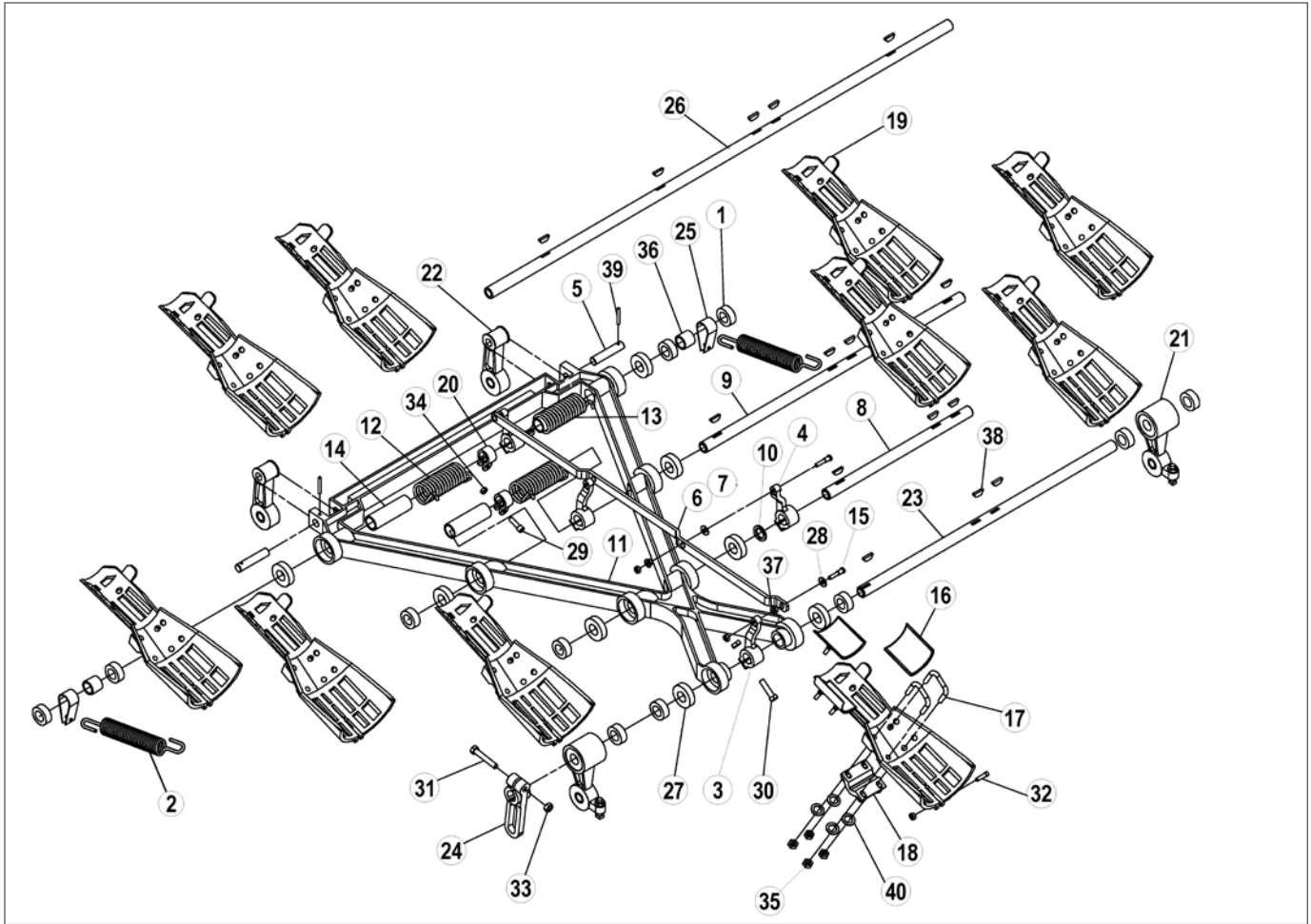
# X-FRAME TO TABLE CONNECTIONS



## X-FRAME TO TABLE CONNECTIONS

ITEM	QTY	PART NUMBER	DESCRIPTION
1	4	000 023 114BG	Flanged Bearing, .628 X .815 X .06 Bag Of 10
2	2	090 005 547	Rear Leg
3	2	090 005 564	Front Leg
4	4	090 005 593	Axle Tube (Sleeve)
5	4	190 001 490	Ball Bearing, .875 X 1.875 X .5
6	1	806 265 240BG	Setscrew, 3/8 - 16 X 1.5 Bag Of 10
7	2	809 865 325BG	Screw, Hex, 3/8 - 16 X 2 Bag Of 10
8	2	809 869 365	Screw, Hex, 3/8 - 16 X 2¼
9	2	835 565 002	Nut, Hex Jam, 3/8 - 16
10	2	844 065 002BG	Nut, Stover Lock, 3/8 - 16 Bag Of 10
11	2	844 069 002BG	Nut, Stover Lock, 7/16 - 14 Bag Of 10
12	4	900 110 161BG	Bushing, Bag Of 5

# YOKE & SPOTTING CUP ASSEMBLY



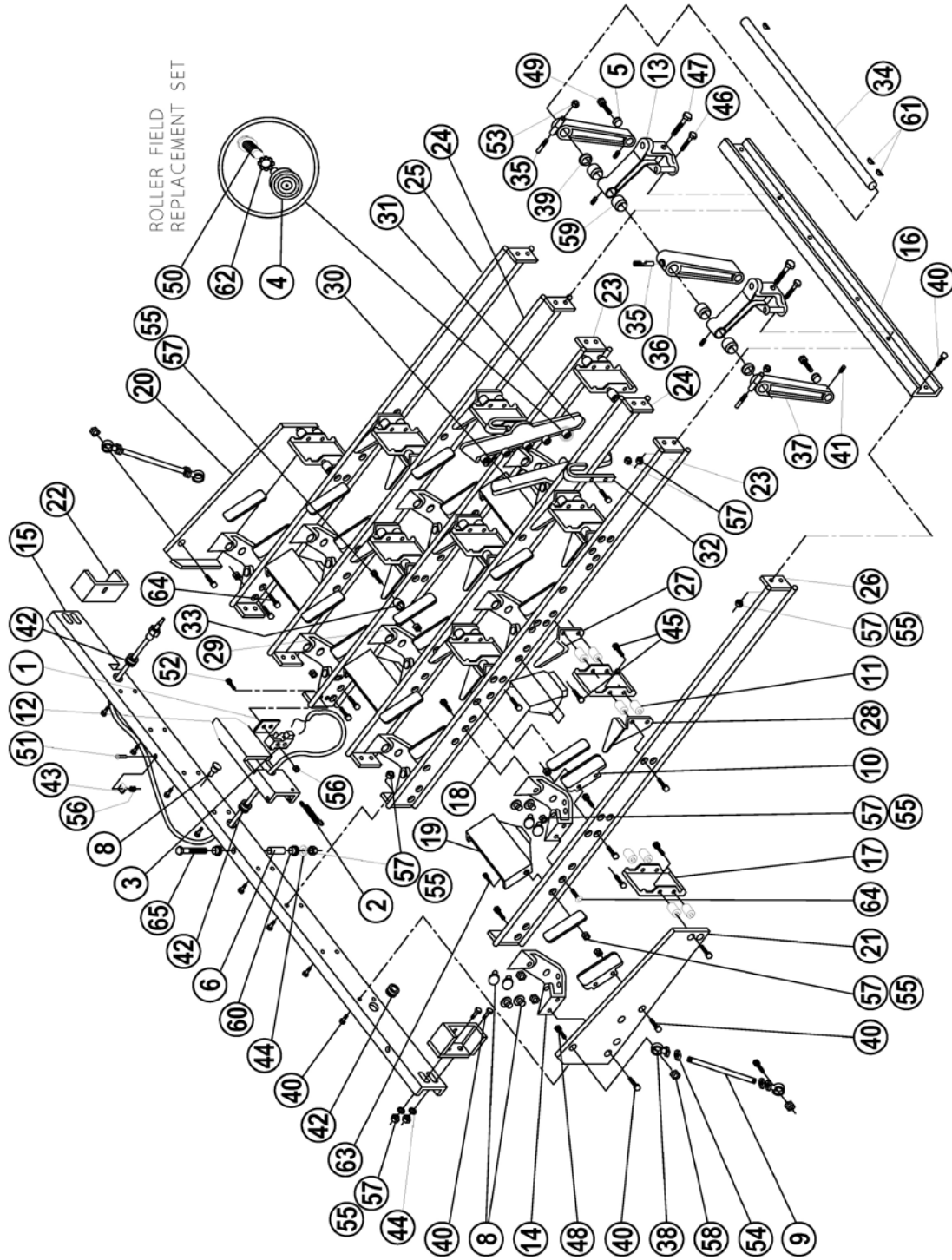
## YOKE & SPOTTING CUP ASSEMBLY

ITEM	QTY	PART NUMBER	DESCRIPTION
1	12	000 025 549	Lock Collar With Setscrew
2	2	000 026 032	Spring
3	2	070 002 602	Inner Lever
4	2	070 002 603	Outer Lever
5	2	070 002 609	Pin
6	1	070 002 611	Link Order part 070002612
7	1	070 002 612	Link Assembly - Includes Items 6 and 37
8	1	070 002 616	Shaft #2
9	1	070 002 617	Shaft #3
10	1	070 002 620	Spacer
11	1	070 002 683	Yoke, Casting Only *
12	2	070 002 688	Spring, R.H. Wound, (7 PS & #3 Shaft)
13	1	070 002 689	Spring, L.H. Wound, R.H. Side (10 PS)
14	3	070 002 719	Spring Sleeve
15	4	070 002 723BG	Pin, Actuator Shaft, Bag Of 10
16	30	070 002 784	Spotting Cup Liner
17	20	070 002 787BG	U-Bolt, Bag Of 2
18	10	070 002 788	Cap
19	10	070 002 809	Spotting Cup Casting Only **
20	3	090 004 033	Clamp
21	2	090 005 545	Front Leg Assembly
22	2	090 005 548	Rear Leg Assembly
			See page 36 For Parts Breakdown

ITEM	QTY	PART NUMBER	DESCRIPTION
23	1	090 005 553	Shaft #1
24	1	090 005 554	Arm Actuator
25	2	090 005 577	Spring Hook
26	1	090 005 578	Shaft #4
27	8	190 001 490	Ball Bearing, .875 X 1.875 X .5
28	4	701 310 036BG	Thrust Bearing, Bag Of 10
29	3	809 849 165BG	Screw, Hex, 1/4 - 20 X 1, Bag Of 10
30	4	809 865 245BG	Screw, Hex, 3/8 - 16 X 1-1/2, Bag Of 10
31	1	809 865 365BG	Screw, Hex, 3/8 - 16 X 1-1/2, Bag Of 10
32	10	810 249 200BG	Screw, Socket Head Cap, 1/4 - 20 X1-1/4, Bag Of 10
33	5	839 665 002BG	Nut, Flex Lock, 3/8 - 16, Bag Of 10
34	17	844 049 002BG	Nut, Stover Lock, 1/4 - 20, Bag Of 10
35	40	844 057 002BG	Nut, Stover Lock, 5/16 - 18, Bag Of 10
36	2	900 114 161	Bearing, 7/8 X 1-1/8 X 1
37	4	900 205 053BG	Flanged Bearing, .315 X .44 X 5/16, Bag Of 5
38	15	907 000 600BG	Key, Bag Of 10
39	2	913 437 240BG	Spring Pin, 3/16 X 1-1/2, Bag Of 10
40	40	948 761 112BG	Washer, Flat, 11/32 X 1-1/16 X 1/16, Bag Of 10

\* Also available as 070-002-623 yoke & bearing assembly which includes bearings (item 27) and spring pins (item 39).

\*\* Also available as 070-002 808 complete assembly - includes Items 16, 17, 19, 32, and 34.

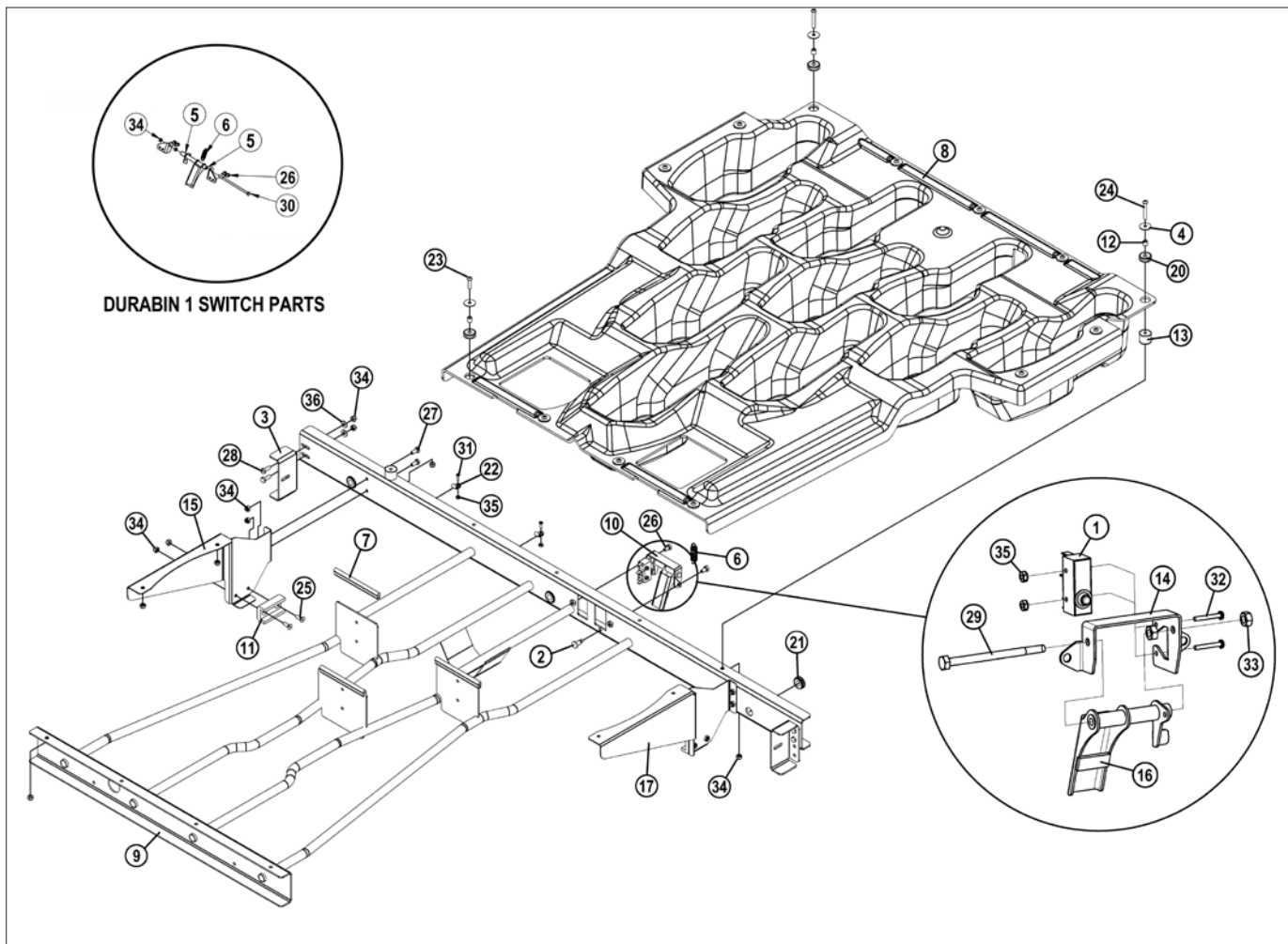


## BIN ASSEMBLY - STEEL

ITEM	PART NUMBER	DESCRIPTION
1	000 021 575	Insulator
2	000 022 168	Spring
3	000 026 043	Microswitch
4	000 026 251BG	Bearing Roller, Threaded, Field Replacement, Bag Of 10
5	000 029 614	Uniball Bearing
6	070 006 108	Spacer
8	000 021 992BG	Bumper, Bag Of 10
9	070 006 351	Rod, Bin Assembly
10	070 006 353	Pin Guide
11	070 006 354BG	Shock Mount, Bin Assembly, Bag Of 10
12	070 006 356	Switch Actuator
13	070 006 358	Bracket Assembly
14	070 006 359	Bracket, Bin Assembly
15	070 006 360	Channel Weldment, Long
16	070 006 363	Channel, Short
17	070 006 364	Spacer, Pin Butt Guide
18	070 006 365	Spacer/Head Guide, Pins 2 & 3
19	070 006 366	Spacer/Head Guide, Pins 4, 5, & 6
20	070 006 369	Pin Guide, R.H. (10 PS)
21	070 006 370	Pin Guide, L.H. (7 PS)
22	070 006 371	Bin Assembly Support Bracket
23	070 006 372	Stringer, Center, R.H. (7 PS)
24	070 006 373	Stringer, Center, L.H. (10 PS)
25	070 006 376	Stringer, Outside, R.H. (10 PS)
26	070 006 377	Stringer, Outside, L.H. (7 PS)
27	070 006 380	Pin Guide (10 Ps Of Pins 2-6)
28	070 006 381	Pin Guide (7 Ps Of Pins 2-6)
29	070 006 384	Bracket, #5 Pin Only
30	070 006 386	Track Assembly, L.H. (7 PS)
31	070 006 388	Track Assembly, R.H. (10 PS)
32	070 006 389	Pin Guide, #1 Pin
33	070 006 390	Spacer
34	070 006 402	Shaft, Bin Assembly
35	070 006 403	Clamp Stud
36	070 006 408	Lever

ITEM	PART NUMBER	DESCRIPTION
37	070 006 429	Arm Assembly - Includes Items 5, 41, and Casting
38	090 005 250	Rod End
39	701 329 050BG	Thrust Bearing, .8905 X 1.5 X 1/8 - Bag Of 10
40	709 013 063	Screw, Hex, M6 X 12 mm
41	710 501 007	Grease Fitting
42	711 516 020	Grommet
43	744 107 013	Clamp, Nylon, 1/8"
44	785 502 207	Flat Washer, M6
45	809 849 085	Screw, Hex, 1/4 - 20 X 1/2
46	809 849 285BG	Screw, Hex, 1/4 - 20 X 1-3/4 - Bag Of 10
47	809 849 485BG	Screw, Hex, 1/4 - 20 X 3 - Bag Of 10
48	809 865 165BG	Screw, Hex, 3/8 - 16 X 1 - Bag Of 10
49	809 865 205BG	Screw, Hex, 3/8 - 16 X 1-1/4 - Bag Of 10
50	813 540 082BG	Screw, Truss Head, 10 - 32 X 1/2 - Bag Of 10
51	818 227 082BG	Screw, Round Head, 8 - 32 X 1/2, Sems - Bag Of 10
52	818 227 162BG	Screw, Round Head, 6 - 32 X 1 - Sems - Bag Of 10
53	831 565 002BG	Nut, Hex, 3/8 - 16 - Bag Of 10
54	835 566 002	Nut, Hex Jam, 3/8 - 24
55	838 670 006	Nut, Hex, M6
56	843 127 002BG	Nut, Hex Lock, 6 - 32 - Bag Of 10
57	844 049 002BG	Nut, Stover Lock, 1/4 - 20 - Bag Of 10
58	844 065 002BG	Nut, Hex Lock, 3/8 - 16 - Bag Of 10
59	900 114 101BG	Sleeve Bearing, .877 X 5/8 - Bag Of 5
60	900 206 091BG	Flanged Bearing, .378 X .503 X 9/16 - Bag Of 5
61	907 000 600BG	Key, High Profile, Bag Of 10
62	957 100 002BG	Washer, External Tooth, #10 - Bag Of 10
63	Obs See Below	Screw, Hex, M6 X 16 mm
64	Obs See Below	Screw, Button Head, M6 X 12 mm
65	Obs See Below	Screw, Hex, M6 X 100 mm
64	808 549 080BG	Socket Button Hd Screw, 1/4-20 X 1/2 - Bag Of 10
57	844 049 002BG	Nut, Stover, 1/4-20, Bag Of 10
40	809 849 085	Hx Hd Screw, 1/4-20 x 1/2
63	809 849 125	Hx Hd Screw, 1/4-20 X 3/4
65	809 849 605BG	Hx Hd Screw, 1/4-20 X 3-3/4 - Bag Of 10

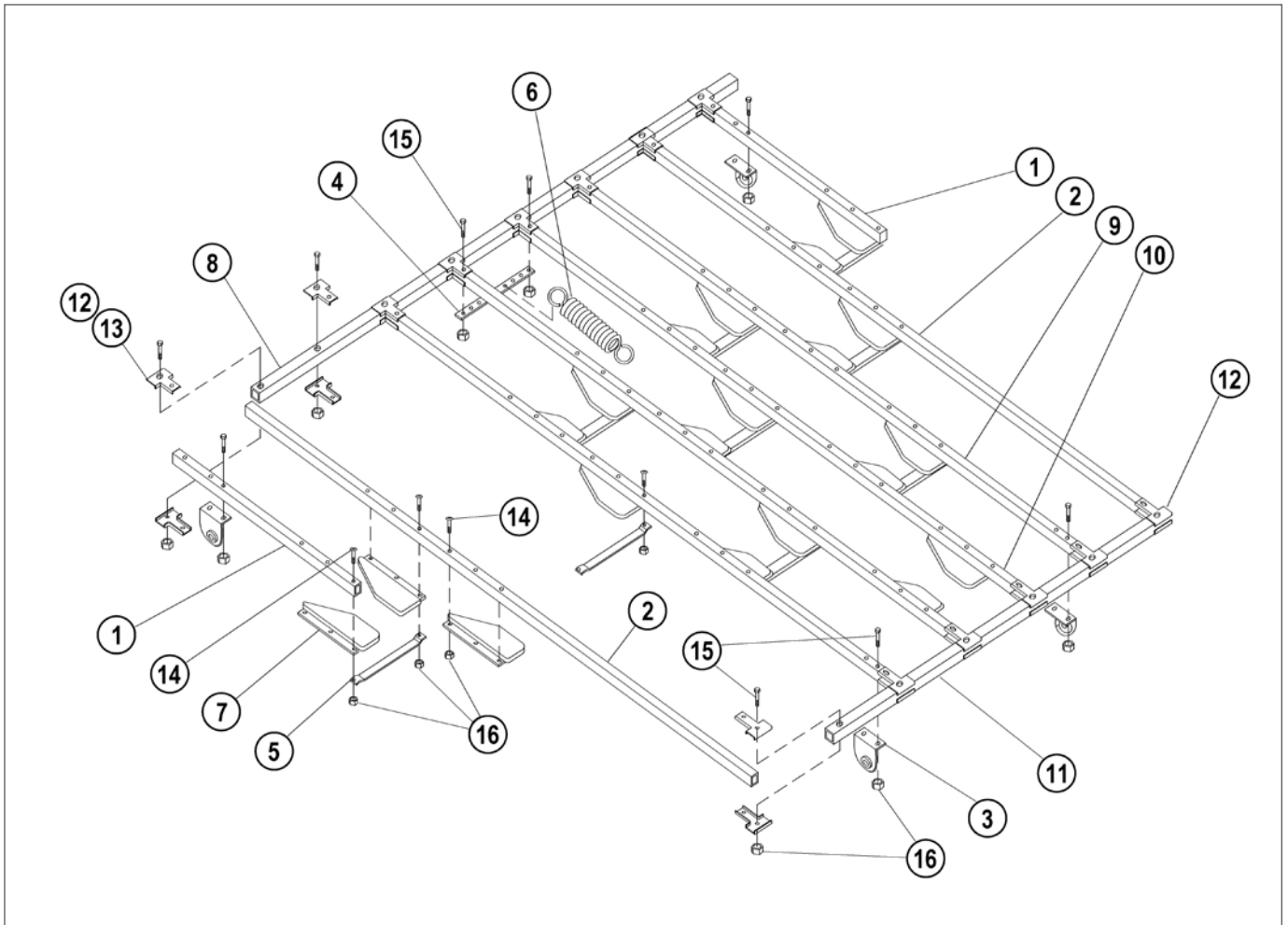




DURABIN 1 SWITCH PARTS

## DURABIN

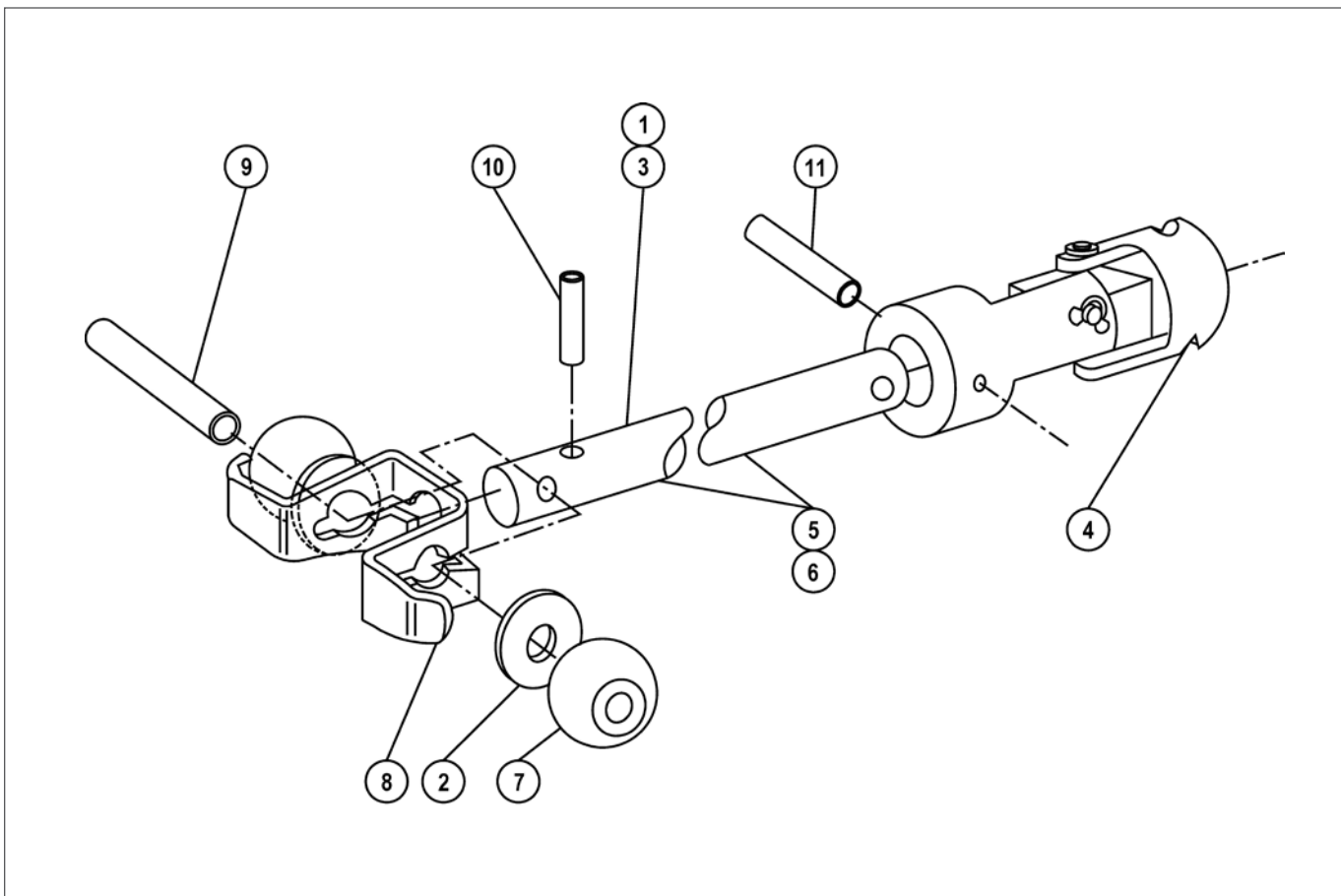
ITEM	PART NUMBER	DESCRIPTION	ITEM	PART NUMBER	DESCRIPTION
1	000 026 043	Switch	22	744 107 013	Clamp, Nylon, 3/16
2	070 006 142BG	Bumper, Bag Of 10	23	808 549 160BG	Screw, Button Head, 1/4-20 x 1, Bag Of 10
3	070 006 371	Support Bracket	24	808 549 285	Screw, Button Head, 1/4-20 x 1-3/4
4	070 007 192BG	Washer, 1/4 x 1 x .5, Bag Of 10	25	808 849 120BG	Screw, Socket Flat Head, 1/4-20 x 3/4, Bag Of 10
5	088 001 094	Switch Actuator Weldmnt, Durabin 1	26	809 849 085	Screw, Hex, 1/4-20 x 1/2, Grade 8
6	088 001 200	Durabin Switch Spring	27	809 849 100BG	Screw, Hex, 1/4-20 x 5/8, Bag Of 10
7	088 001 264	Bin Frame Edge Trim	28	809 849 125	Screw, Hex, 1/4-20 x 3/4
8	088 001 600	Durabin 2	29	809 849 605BG	Screw, Hex, 1/4-20 x 3-3/4, Bag Of 10
9	088 001 601	Durabin 2 Frame Weldment	30	809 849 885BG	Screw, Hex Hd, 1/4-20 X 5-1/2", Bag Of 10
10	088 001 602	Durabin 2 Bin Switch Assembly	31	818 227 082BG	Screw, Philips Pan Head, 6-32 x 1/2, Bag Of 10
11	088 001 603	Shuttle Rear Support Guide	32	818 227 162BG	Screw, Philips Pan Hd, 6-32 x 1, Bag Of 10
12	088 001 604	Spacer, .25X.375X.375, Steel	33	834 549 002	Nut, Hex, 1/4-20
13	088 001 605	Hat Replacement Spacer	34	839 549 002BG	Nut, Hex, 1/4-20. Bag Of 10
14	088 001 606	Durabin 2 Switch Bracket	35	843 127 002BG	Nut, Keps, 6-32, Bag Of 10
15	088 001 607	Durabin 2 Shuttle Support, 7-Side	36	948 753 102BG	Washer, A-N Flat, 1/4, Bag Of 10
16	088 001 608	Durabin 2 Switch Actuator			
17	088 001 610	Durabin 2 Shuttle Support, 10-Side			
18	088 001 617	Durabin 2 Shuttle Assy - Not Shown			
19	612088204S	Durabin 2 Assy And Frame			
20	711 512 040	Includes All Durabin 2 Parts Shown.			
21	711 516 020	Grommet, 3/8 x 7/8 x 1/4			
		Grommet, 1-1/16 x 1/2 x 3/8			



## SHUTTLE ASSEMBLY

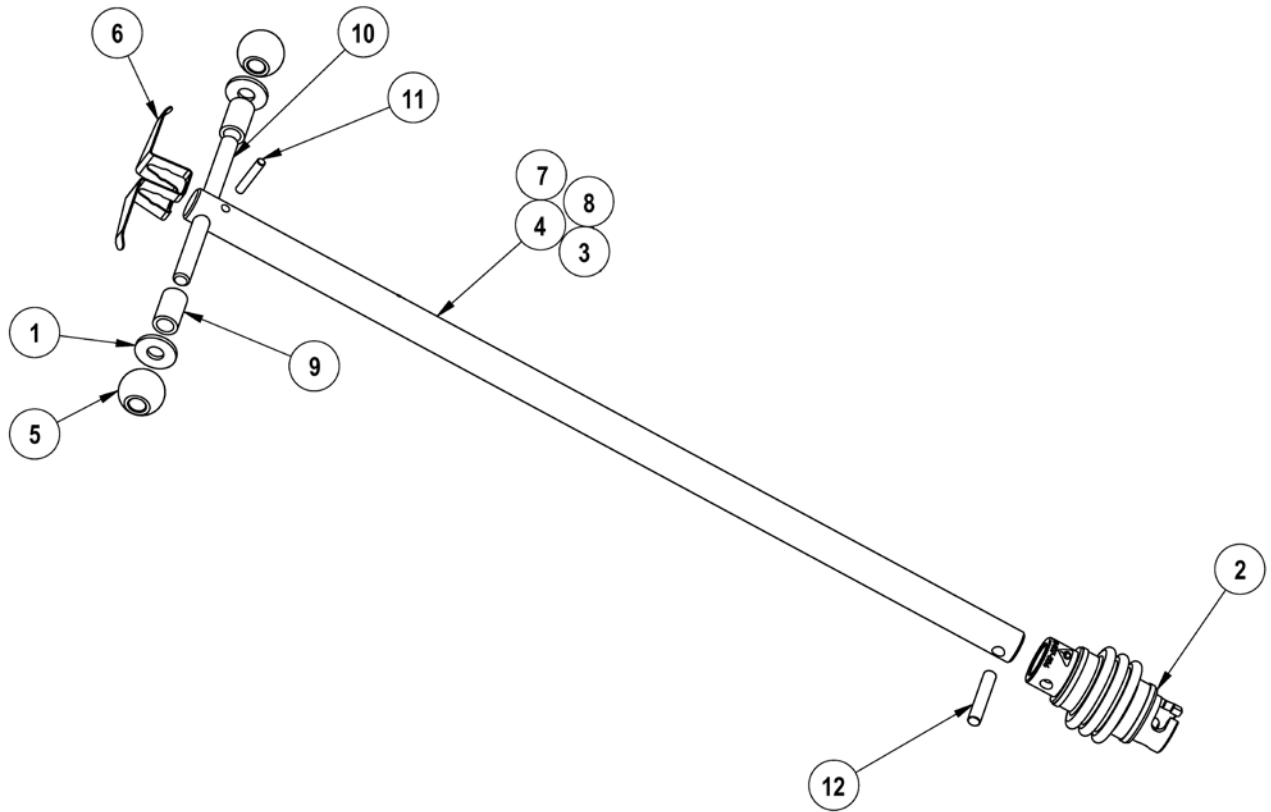
ITEM	PART NUMBER	DESCRIPTION
1	070 006 254	Side Tube, Short
2	070 006 256	Outside Tube
3	070 006 259	Shuttle Arm Bracket
4	070 006 266	Bin Spring Strap
5	070 006 268	Strap
6	070 006 447	Spring, Shuttle Assembly
7	088 001 211	Pin Holder
8	088 500 153	Cross Tube, Long
9	088 500 155	Side Tube, Long
10	088 500 157	Tube, Center
11	088 500 158	Cross Tube, Short
12	088 500 161	End Clamp, Front And Rear Of Steel Bin Pinspotters, Front Only On Durabin Equipped Pinspotters
13	088 500 163	Shuttle Rear End Clamp For Durabin
13	088 500 163BG	Shuttle Rear End Clamp For Durabin Bag Of 16
14	809 849 245BG	Screw, Soc Bt Hd, 1/4-20 X 1-1/2 Bag Of 10
15	809 849 285BG	Screw, Hex Hd, 1/4-20 X 1-3/4 Bag Of 10
16	844 049 002BG	Nut, Stover Lock, 1/4-20, Bag Of 10

# DISTRIBUTOR DRIVE SHAFT - EARLY



## DISTRIBUTOR DRIVE SHAFT - EARLY

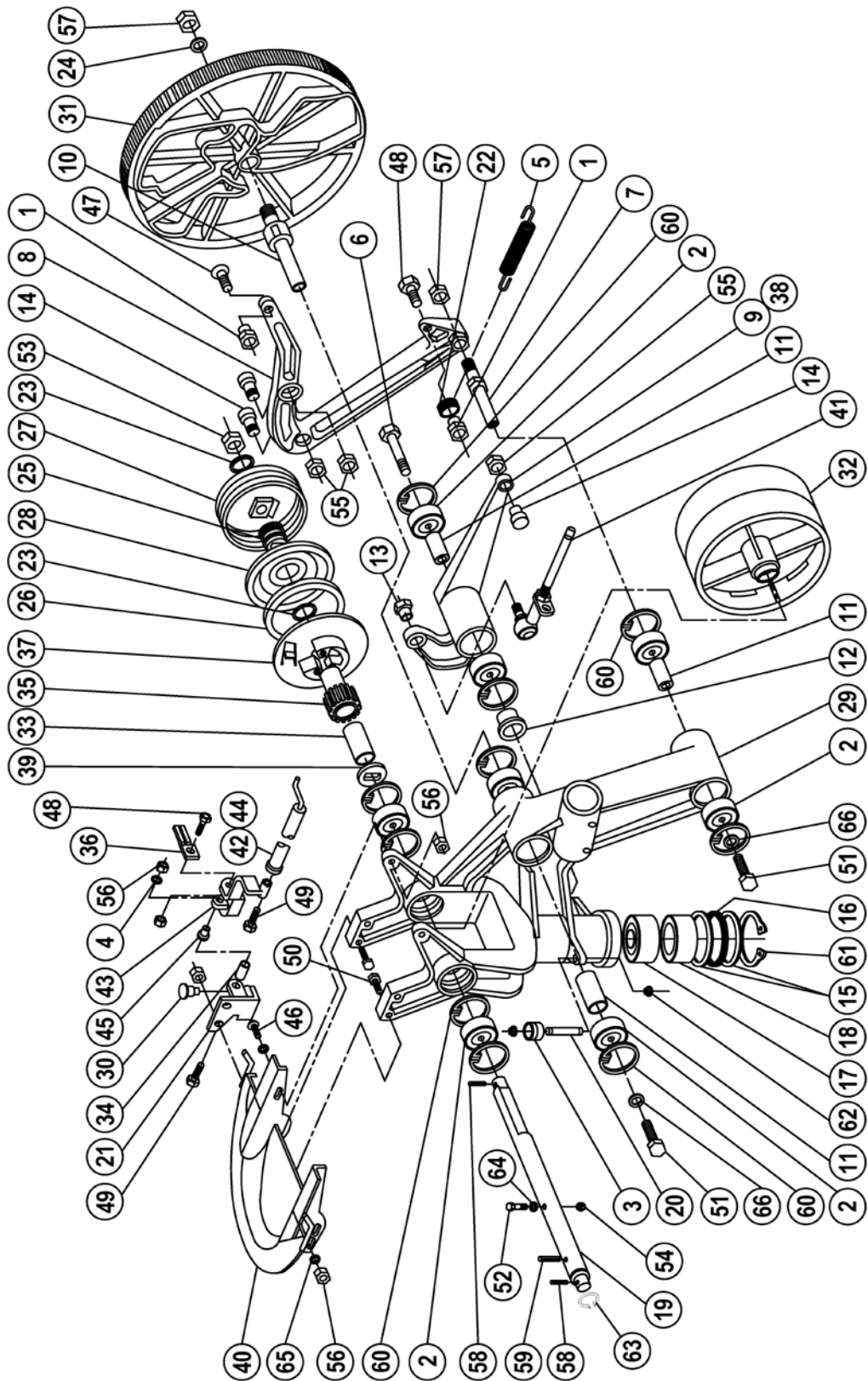
ITEM	QTY	PART NUMBER	DESCRIPTION
1		000 024 893	Drive Shaft Asm LH (Even Machine)
2	2	000 029 073BG	Washer, Bag Of 10
3		070 006 102	Drive Shaft Asm RH (Odd Machine)
4	1	070 008 004	Universal Joint, Plastic
5	1	070 006 101	Shaft R.H. Machine (Odd)
6	1	000 022 369	Shaft, L.H. Machine (Even)
7	2	000 026 461BG	Bearing Uniball
8	1	000 024 892	Ball Bearing Retainer
9	1	000 022 717	Pin Dist Drive
10	1	913 423 120BG	Spring Pin, .125 X ¾, Bag Of 10
11	1	913 437 160BG	Spring Pin, .187 X 1, Bag Of 10



**DISTRIBUTOR DRIVE SHAFT - CURRENT**

ITEM	QTY	PART NUMBER	DESCRIPTION
1	2	000 029 073BG	Washer, Bag Of 10
2	1	070 007 586	Universal Joint, Steel
3	1	090 002 017	Shaft, LH Machine (Even)
4	1	090 002 018	Shaft, RH Machine (Odd)
5	2	090 002 019	Ball Bearing
6	1	090 002 034	Ball Bearing Retainer
7		090 006 102	Distributor Drive Shaft Assy RH (Odd)
8		090 006 103	Distributor Drive Shaft Assy LH (Even)
9	2	722 501 070	Spacer
10	1	908 048 480	Dowel Pin, 1/4 X 3"
11	1	913 423 120BG	Spring Pin, 1/8 X 3/4, Bag Of 10
12	1	913 437 160BG	Spring Pin, 3/16 X 1, Bag Of 10

# DISTRIBUTOR ASSEMBLY 1



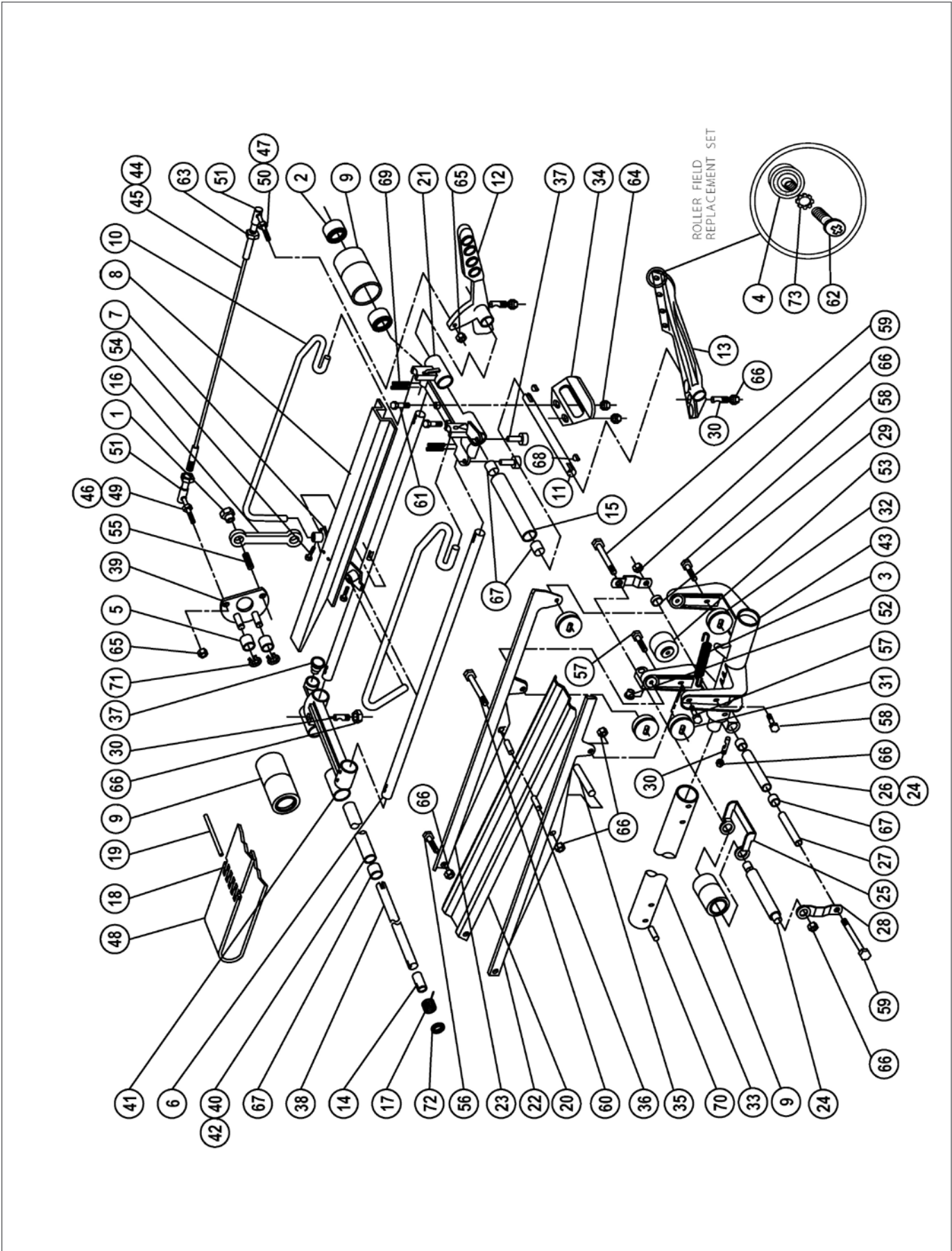


## DISTRIBUTOR ASSEMBLY 1

ITEM	QTY	PART NUMBER	DESCRIPTION
1	3	000 022 173	Nut, Special
2	8	000 024 679	Bearing
3	1	000 026 081	Spring Post Sleeve
4	1	000 026 865BG	Washer, Bag Of 10
5	1	070 006 034	Spring, Linear
6	1	070 006 048	Bolt, Special
7	1	070 006 049	Shaft, Arm
8	1	070 006 051	Arm
9	1	070 006 052	Drive Arm
10	1	070 006 061	Cam Support Shaft
11	3	070 006 064	Bearing Spacer
12	1	070 006 065	Race Clamp
13	1	070 006 069	Nut, Special
14	3	070 006 071	Cam Follower
15	2	070 006 073	Thrust Washer
16	1	070 006 074	Bearing, Needle Thrust, 1.252 X 1.917
17	1	070 006 075	Needle Bearing, Closed End
18	1	070 006 076	Needle Bearing, Open End
19	1	070 006 077	Shaft
20	1	070 006 082	Spring Post Pin
21	1	070 006 084	Trip Stop Support Bracket
22	2	070 006 111	Sleeve
23, 24	1	070 006 121BG	Washer, Distributor Clutch - Bag Of 10
25	1	070 006 125	Worm
26	1	070 006 126	Friction Disc
27	1	070 006 128	Spring Assembly
28	1	070 006 130	Clutch Plate
29	1	070 006 136	Casting & Bearing Assy
30	1	070 006 142BG	Bumper, Bag Of 10
31	1	070 006 149	Indexing Cam
32	1	070 006 666	Pulley, Distributor Drive Belt
33	1	070 006 676	Sleeve
34	1	070 006 685	Pivot
35	1	070 006 686	Pinion Gear Assembly
36	1	070 006 691	Stop Blade

ITEM	QTY	PART NUMBER	DESCRIPTION
37	1	070 006 692	Clutch Plate Assembly
38	1	070 007 119	Drive Arm Assy - Includes Items 2, 9, 11, 14, and 60
39	1	070 007 376BG	Thrust Washer, Bag Of 5
40	1	090 003 077	Orienter Pan
41	1	090 005 262	Rod Link Assembly
42	1	090 006 663	Trip Stop Rod Assembly
43	1	090 006 665	Trip Support Casting Assembly
44	1	090 006 668	Trip Stop Rod & Support Casting Assy
45	1	701 712 097	Includes Items 42, 43, 45, 50 Bearing, .375 Bore
46	2	808 549 200BG	Screw, Button Head, 1/4 - 20 X 1-1/2 - Bag Of 10
47	1	808 849 100BG	Screw, Flat Hd Hex Socket, 1/4-20 X 5/8, Bag Of 10
48	2	809 849 125	Screw, Hex, 1/4 - 20 X 3/4
49	2	809 849 165BG	Screw, Hex, 1/4 - 20 X 1, Bag Of 10
50	4	809 849 205BG	Screw, Hex, 1/4 - 20 X 1 1/4, Bag Of 10
51	2	809 857 080BG	Screw, Hex, 5/16 - 18 X 1/2, Bag Of 10
52	1	810 239 240BG	Screw, Socket Head Cap, 10-24 X 1 1/2 - Bag Of 10
53	1	835 582 002	Nut, Hex Jam, 5/8 - 18
54	1	840 039 002BG	Nut, Flex Lock, 10 - 24, Bag Of 10
55, 56	7	844 049 002BG	Nut, Stover Lock, 1/4 - 20, Bag Of 10
57	2	844 073 002BG	Nut, Stover Lock, 1/2 - 13 - Bag Of 10
58	2	913 437 140BG	Spring Pin, 3/16 X 7/8, Bag Of 10
59	1	914 037 206BG	Spring Pin, 3/16 X 1-1/4 - Bag Of 10
60	10	919 000 600BG	Retaining Ring, 5000-137 - Bag Of 10
61	1	919 004 200BG	Retaining Ring, 5008-212 - Bag Of 10
62	2	919 005 300BG	Retaining Ring, 5100-37 - Bag Of 10
63	2	919 005 600BG	Retaining Ring, 5100-62 - Bag Of 10
64	1	948 745 082BG	Washer, 7/32 X 1/2 X 1/16 - Bag Of 10
65	6	948 753 102BG	Washer, 5/8 X 9/32 X 1/16 - Bag Of 10
66	2	948 761 112BG	Washer, 11/16 X 11/32 X 1/16 - Bag Of 10

# DISTRIBUTOR ASSEMBLY 2




**DISTRIBUTOR ASSEMBLY 2**

ITEM	QTY	PART NUMBER	DESCRIPTION
1	1	000 022 173	Nut, Special
2	6	000 024 679	Bearing
3	1	000 026 031	Belt Tightener Spring
4	10	000 026 251BG	Roller Bearing, Threaded - Bag Of 10
5	2	070 001 857BG	Nylon Roller, Bag Of 2
6	2	070 006 004	Tube
7	1	070 006 007	Support Weldment
8	1	070 006 009	Belt Runner Support Assy - Includes Item 7
9	3	070 006 011	Pulley Assembly - Includes Item 2 and Pulley
10	2	070 006 013	Pin Guide
11	1	070 006 014	Shaft
12	1	070 006 015	Trip Arm Assy, RH,
13	1	070 006 016	Includes Casting with Factory Rollers (10 PS)
14	1	070 006 019	Trip Arm Assy, LH,
15	1	070 006 021	Includes Casting with Factory Rollers (7 PS)
16	1	070 006 029	Spring Collar
17	1	070 006 035	Tube Assembly, Front - Includes Item 67 and Tube
18	2	070 006 036BG	Connecting Link
19	1	070 006 037BG	Spring
20	1	070 006 042	Belt Lacing, Bag Of 10
21	1	070 006 055	Belt Pin, Bag Of 10
22	1	070 006 103	Belt Runner, Rear
23	1	070 006 104	Carriage, Front
24	2	070 006 105	Support Guide, L.H. (7 PS)
25	1	070 006 106	Support Guide R.H. (10 PS)
26	2	070 006 107	Tube Assembly - Includes Items 26, 27, and 67
27	2	070 006 108	Tracking Bracket
28	2	070 006 109	Belt Tightener Tube
29	1	070 006 111	Spacer
30	5	070 006 116	Roller Assembly Link
31	1	070 006 117	Spring Post Sleeve
32	3	070 006 118	Clamp Stud
33	1	070 006 120	Bearing, Grooved, Concentric
34	1	070 006 137	Bearing, Grooved, Eccentric
35	1	070 006 139	Carriage Support Tube
36	2	070 006 140	Belt Guard
37	3	070 006 142BG	Inner Spacer
38	1	070 006 659	Outer Spacer

ITEM	QTY	PART NUMBER	DESCRIPTION
39	1	070 006 661	Trip Rocker Arm Weldment
40	1	070 006 671	Tube, Middle
41	1	070 006 672	Carriage Casting, Rear
42	1	070 006 683	Tube Assembly, Middle
43	1	070 006 688	Includes Items 40 and 67
44	1	070 011 170	Carriage Support Casting Assy - Includes Casting and Item 52
45	1	070 011 171	Distributor Cable Assembly
46	1	070 011 172	Includes Items 45, 49, 50, 51, & 63
47	1	070 011 173	Cable
48	1	070 011 909	Ball Joint Assembly
49	1	090 004 110	Includes Items 49 and 51
50	1	090 004 111	Ball Joint Assembly
51	2	090 004 112	Ball Joint Assembly - Includes Items 50 and 51
52	1	701 710 098	Poly-V Distributor Belt
53	1	701 849 124	Ball Head Stud
54	2	806 249 060BG	Ball Head Stud
55	1	807 249 160BG	Shell & Clip Assembly
56	2	808 549 200BG	Bearing, Uniball
57	5	809 849 125	Ball Bearing, 1/4 - 20 Threaded Bore
58	6	809 849 165BG	Setscrew, Square Head, 1/4-20 X 3/8 - Bag Of 10
59	2	809 849 605BG	Setscrew, Socket Head, 1/4 - 20 X 1 - Bag Of 10
60	1	809 849 885BG	Screw, Button Head, 1/4 - 20 X 1-1/4 - Bag Of 10
61	2	810 239 160BG	Screw, Hex, 1/4 - 20 X 3/4
62	10	813 540 082BG	Screw, Hex, 1/4 - 20 X 1 - Bag Of 10
63	2	835 550 002BG	Screw, Hex, 1/4 - 20 X 3/4 - Bag Of 10
64	2	840 039 002BG	Screw, Hex, 1/4 - 20 X 5 1/2 - Bag Of 10
65	1	840 040 002BG	Screw, Socket Head Cap, 10-24 X 1 - Bag Of 10
66	17	844 049 002BG	Screw, Truss Head, 10 - 32 X 1/2 - Bag Of 10
67	8	900 106 081BG	Nut, Hex Jam, 1/4 - 28 - Bag Of 10
68	2	907 000 100	Nut, Flex Lock, 10 - 24 - Bag Of 10
69	8	913 437 140BG	Nut, Flex Lock, Thin, 10 - 32 - Bag Of 10
70	4	913 464 280BG	Nut, Stover Lock, 1/4 - 20 - Bag Of 10
71	2	919 005 600BG	Sleeve Bearing, .378 X 1/2 - Bag Of 5
72	1	919 006 800BG	Key
73	10	957 100 002BG	Spring Pin, .187 X 7/8 - Bag Of 10



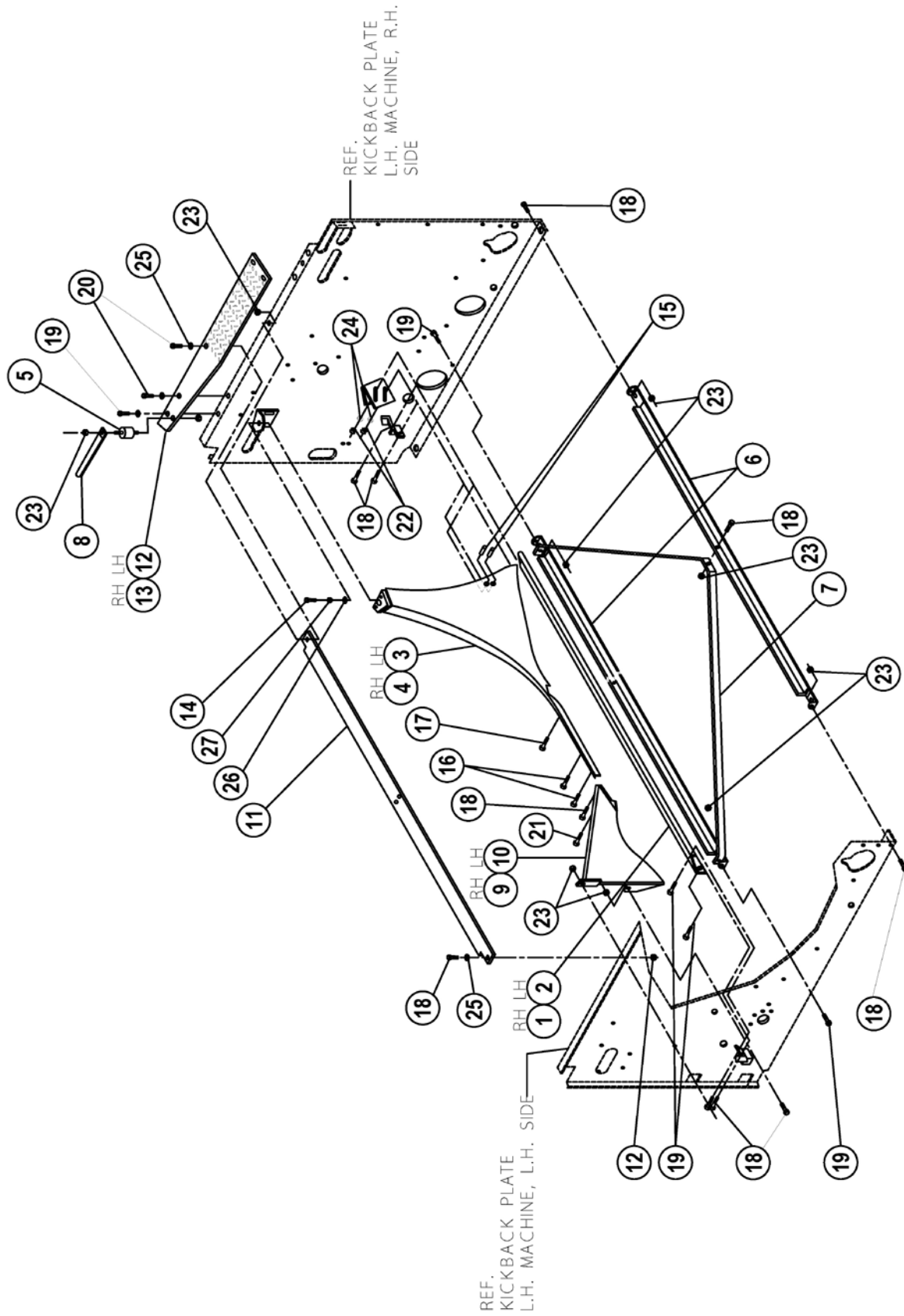




**QUBICAAMF**  
**BACK END**





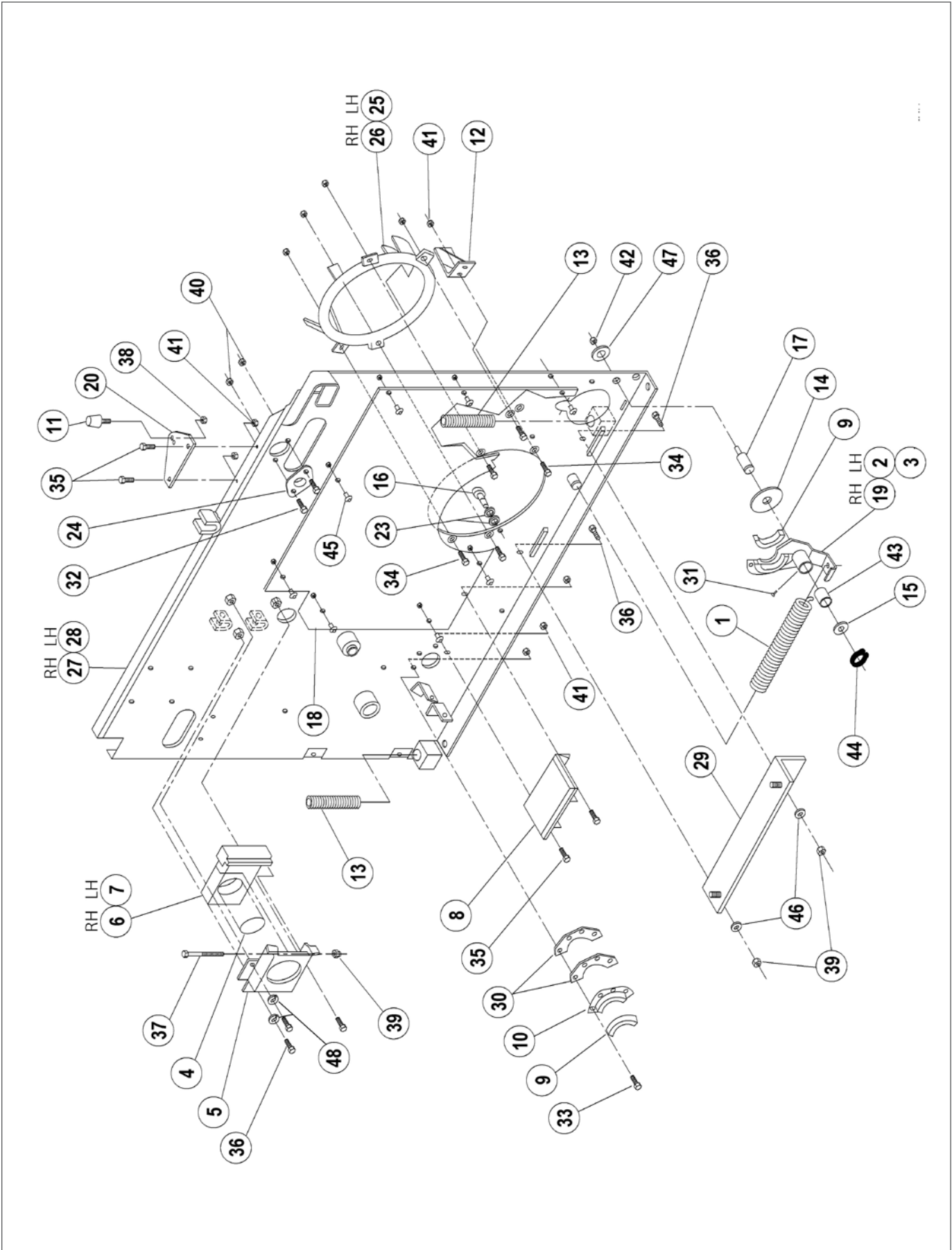


## BACK END ASSEMBLY

ITEM	QTY	PART NUMBER	DESCRIPTION
1	1	000 027 099	Apron & Mat Assembly, RH (Even)
2	1	000 027 100	Apron & Mat Assembly, LH (Odd)
3	1	000 027 368	Plow & Mat Assembly, LH (Even)
4	1	000 027 372	Plow & Mat Assembly, RH (Odd)
5	1	000 029 068	Rubber Mounting
6	2	070 001 184	Strap Weldment
7	1	070 001 185	Brace
8	1	070 001 195	Pin Seating Rod
9	1	070 001 412	Plow & Mat Assembly, Small, RH (Odd)
10	1	070 002 169	Plow & Mat Assembly, Small, LH (Even)
11	1	070 007 359	Support Bracket
12	1	088 001 120	Even Machine Tread Plate
13	1	088 001 121	Odd Machine Tread Plate
14	1	808 566 160BG	Screw, Button Head, 3/8 - 24 X 1 - Bag Of 10
15	1	808 849 120BG	Screw, Flat Head, 1/4 - 20 X 3/4 - Bag Of 10
16	2	808 858 120BG	Screw, Flat Head, 5/16 - 24 X 3/4 - Bag Of 10
17	1	808 858 240BG	Screw, Flat Head, 5/16 - 24 X 1 1/2 - Bag Of 10

ITEM	QTY	PART NUMBER	DESCRIPTION
18	6	809 857 125BG	Screw, Hex, 5/16 - 18 X 3/4 - Bag Of 10
19	6	809 857 165BG	Screw, Hex, 5/16 - 18 X 1 - Bag Of 10
20	3	809 857 205BG	Screw, Hex, 5/16 - 18 X 1-1/4 - Bag Of 10
21	1	809 858 125BG	Screw, Hex, 5/16 - 24 X 3/4 - Bag Of 10
22	2	844 049 002BG	Nut, Stover Lock, 1/4 - 20 - Bag Of 10
23	12	844 057 002BG	Nut, Stover Lock, 5/16 - 18 - Bag Of 10
24	2	948 753 102BG	Washer, Flat, 5/8 X 9/32 X 1/16 - Bag Of 10
25	6	948 761 112BG	Washer, Flat, 11/16 X 11/32 X 1/16 - Bag Of 10
26	1	948 767 132BG	Washer, Flat, 13/32 X 13/16 X 1/16 - Bag Of 10
27	1	951 164 002BG	Washer, Split Lock, 3/8 - Bag Of 10

# KICKBACK PLATE ASSEMBLY – BALL EXIT SIDE



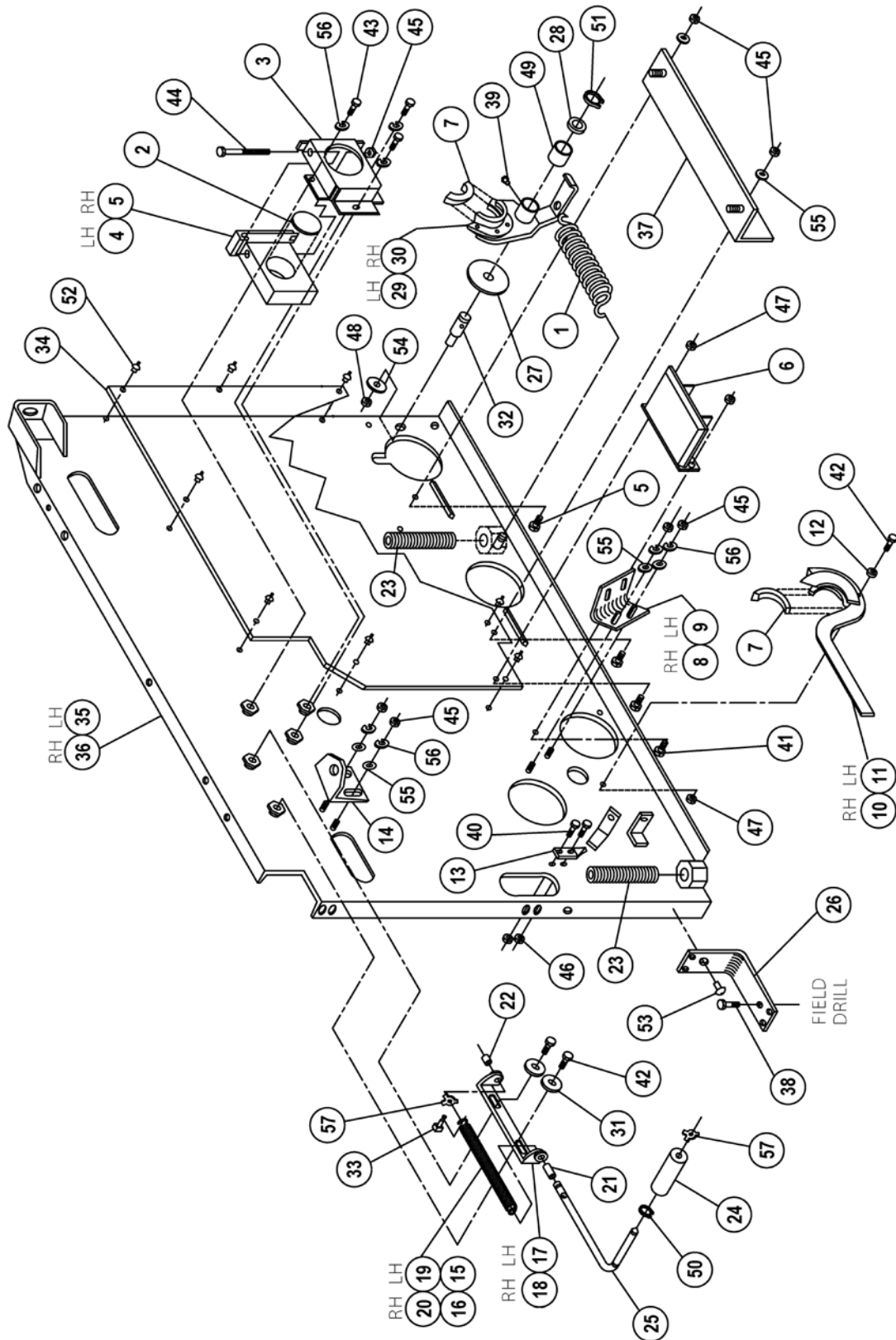
## KICKBACK PLATE ASSEMBLY – BALL EXIT SIDE

ITEM	QTY	PART NUMBER	DESCRIPTION
1	1	000 021 204	Spring
2	1	000 022 248	Bracket Weldment L.H. Side, L.H. Machine (Even 7 PS)
3	1	000 022 249	Bearing Bracket Assembly, L.H. Side, L.H. Machine (Even 7 PS)
4	1	000 022 300	Includes Items 2, 9, 29, And 42
5	1	000 022 788	Shield
6	1	000 022 794	Box Support
7	1	000 022 795	Block Support, R.H. Side (10 PS)
8	1	000 022 878	Block Support, L.H. Side (7 PS)
9	2	000 022 924BG	Angle
10	1	000 022 926	Support Bearing, Bag Of 10
11	1	000 024 641	Retainer Support
12	1	000 024 668	Stop Bumper
13	2	000 024 890	Track Support Bracket
14	1	000 027 641	Setscrew
15	1	000 027 642	Thrust Bearing
16	1	000 028 362BG	Front Roller Support Washer
17	1	000 029 015	Bumper, Urethane, Bag Of 10
18	1	000 029 640	Pivot Stud
19	1	000 029 672	Kickback Panel
20	1	070 004 642	Bearing Bracket Assembly, R.H. Side, R.H. Machine
21	1	070 011 005	Includes Items 9, 29, 42, and The Bracket Weldment
22	1	070 011 006	Ball Lift Stop Bracket
23	1-2*	070 011 050	Door Weldment, L.H. Machine (Even)
24	1	070 011 286	Door Weldment, R.H. Machine (Odd)
25	1	070 011 641	Washer, Special
26	1	070 011 642	Curtain Rod Bushing
			Urethane Ball Door Ring, Even Lane
			Urethane Ball Door Ring, Odd Lane

ITEM	QTY	PART NUMBER	DESCRIPTION
27	1	090 004 126	Kickplate, R.H. Side, R.H. Machine - (Odd Bds)
28	1	090 004 129	Kickplate, L.H. Side, L.H. Machine - (Even Bds - Not Shown)
29	1	090 004 131	Pit Support Bracket
30	2	090 004 136	Spacer
31	1	710 501 009	Grease Fitting
32	2	808 549 160BG	Screw, Button Head, 1/4 - 20 X 1 - Bag Of 10
33	4	808 557 120BG	Screw, Button Head, 5/16 - 18 X 3/4 - Bag Of 10
34	6	808 857 120	Screw, Flat Head, 5/16 - 18 X 3/4
35	2	809 857 125BG	Screw, Hex, 5/16 - 18 X 3/4 - Bag Of 10
36	5	809 865 165BG	Screw, Hex, 3/8 - 16 X 1 - Bag Of 10
37	1	809 865 645BG	Screw, Hex, 3/8 - 16 X 4 - Bag Of 10
38	1	835 558 002BG	Nut, Hex Jam, 5/16 - 24 - Bag Of 10
39	3	839 665 002BG	Nut, Flex Lock, 3/8 - 16 - Bag Of 10
40	2	844 049 002BG	Nut, Stover Lock, 1/4 - 20 - Bag Of 10
41	8	844 057 002BG	Nut, Stover Lock, 5/16 - 18 - Bag Of 10
42	1	844 074 002BG	Nut, Stover Lock, 1/2 - 20 - Bag Of 10
43	1	900 112 203BG	Sleeve Bearing, .753 X 1-1/4 - Bag Of 5
44	1	919 005 800BG	Retaining Ring, Bag Of 10
45	9	937 000 000BG	Drive Rivet (Field Replacement) - Bag Of 10
46	2	948 767 132BG	Washer, 13/32 X 13/16 X 1/16 - Bag Of 10
47	1	948 975 172BG	Washer, Flat, 1-1/4 X 1/2 X 1/16 - Bag Of 10
48	3	951 164 002BG	Washer, Split Lock, 3/8 - Bag Of 10

\*Quantity as needed

# KICKBACK PLATE ASSEMBLY - OPPOSITE BALL EXIT SIDE



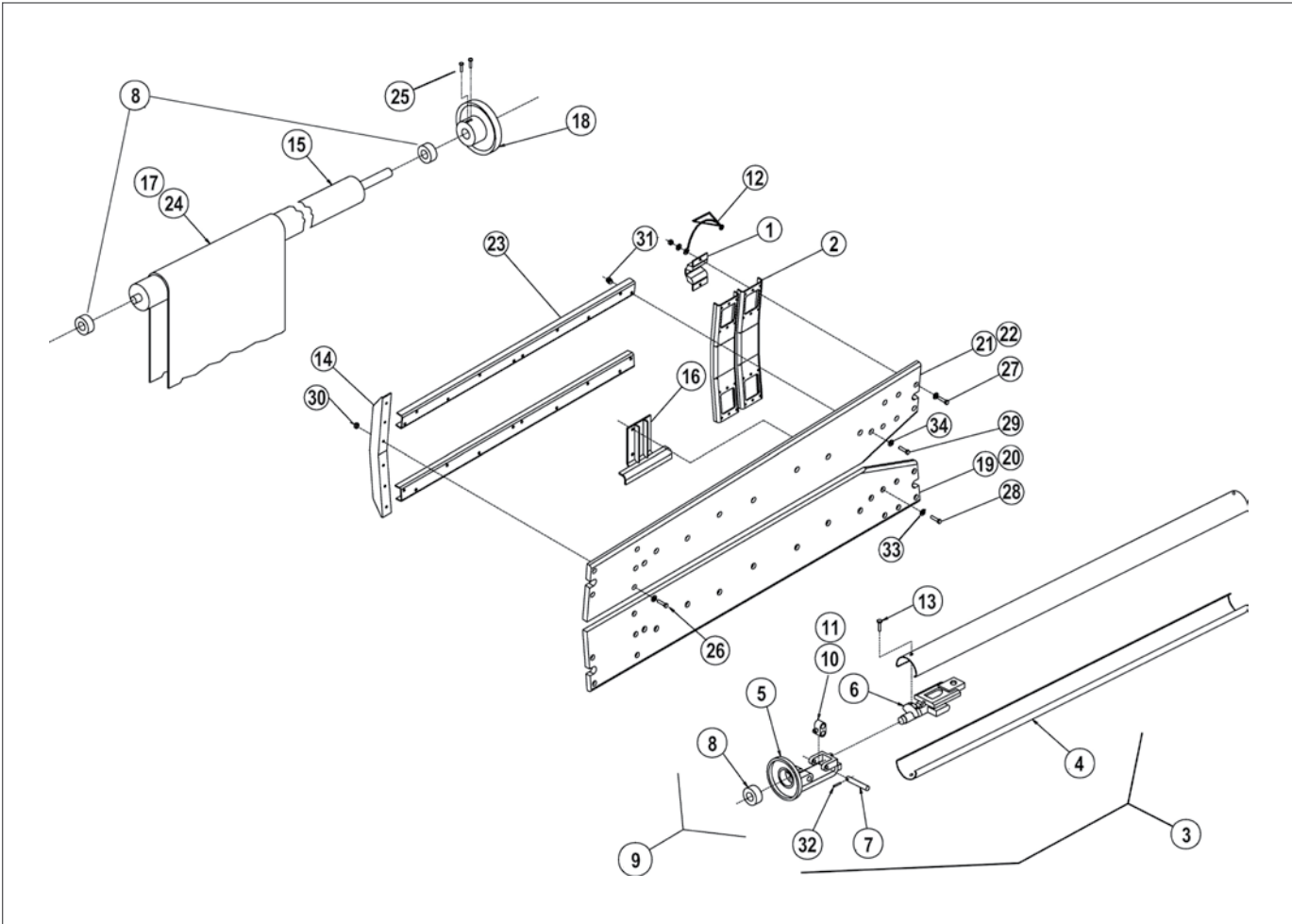


## KICKBACK PLATE ASSEMBLY - OPPOSITE BALL EXIT SIDE

ITEM	QTY	PART NUMBER	DESCRIPTION
1	1	000 021 204	Spring
2	1	000 022 300	Shield
3	1	000 022 788	Box Support
4	1	000 022 794	Block Support, R.H. Side (10 PS)
5	1	000 022 795	Block Support, L.H. Side (7 PS)
6	1	000 022 878	Angle
7	2	000 022 924BG	Support Bearing, Bag Of 10
8	1	000 023 431	Clip, Bottom, R.H. Machine (Odd)
9	1	000 023 432	Clip, Bottom, L.H. Machine (Even)
10	1	000 023 464	Support Weldment, R.H. Machine (Odd)
11	1	000 023 465	Support Weldment, L.H. Machine (Even)
12	1	000 023 467	Flanged Bearing, .314 X .434 X .310
13	1	000 023 468	Bracket
14	1	000 023 821	Side Clip Weldment
15	1	000 024 507	Pin Ejector Assembly, L.H. Machine (Even) - Includes Items 19, 21, 22, 24, 25, 33, 50, 57, and The Bracket Weldment
16	1	000 024 508	Pin Ejector Assembly, R.H. Machine (Odd) - Includes Items 20, 21, 22, 24, 25, 33, 50, 57, and The Bracket Weldment
17	1	000 024 510	Bracket Assembly, L.H. Machine (Even)
18	1	000 024 511	Includes Items 21, 22 and The Bracket Weldment Bracket Assembly, R.H. Machine (Even) - Includes Items 21, 22, and The Bracket Weldment
19	1	000 024 512	Pin Ejector Spring, L.H. Machine (Even)
20	1	000 024 513	Pin Ejector Spring, R.H. Machine (Odd)
21	1	000 024 515	Sleeve Bearing, .44 X .56 X 3/4
22	1	000 024 516	Sleeve Bearing, .44 X .56 X 3/8
23	2	000 024 890	Setscrew
24	1	000 025 803	Roller, Pin Ejector Assembly
25	1	000 025 804	Shaft, Pin Ejector Assembly
26	1	000 026 464	Kickback Bracket
27	1	000 027 641	Thrust Bearing
28	1	000 027 642	Washer
29	1	000 027 645	Bearing Assy., L.H. Side, R.H. Machine - (Odd 7 PS) Includes Items 7, 39, 49, and The Bracket Weldment
30	1	000 027 646	Bearing Assy., R.H. Side, L.H. Machine - (Even 10 PS)

ITEM	QTY	PART NUMBER	DESCRIPTION
31	1	000 028 334BG	Includes Items 7, 39, 49, and The Bracket Weldment Washer, Bag Of 10
32	1	000 029 015	Pivot Stud
33	1	000 029 317	Stop Pin
34	1	070 002 027	Kickback Panel
35	1	090 004 127	Kickback Weldment L.H. Side, R.H. Machine (Odd 7 PS - Not Shown)
36	1	090 004 128	Kickback Weldment R.H. Side, L.H. Machine (Even 10 PS)
37	1	090 004 131	Pit Support Bracket
38	1	709 013 059	Screwbolt, Hex, 8 Mm X 75 Mm
39	1	710 501 009	Grease Fitting
40	2	809 849 125	Screw, Hex, 3/4 - 20 X 3/4
41	2	809 857 125BG	Screw, Hex, 5/16 - 18 X 3/4 - Bag Of 10
42	3	809 857 165BG	Screw Hex, 5/16 - 18 X 1 - Bag Of 10
43	5	809 865 165BG	Screw, Hex, 3/8 - 16 X 1 - Bag Of 10
44	1	809 865 645BG	Screw, Hex, 3/8 - 16 X - Bag Of 10
45	7	839 665 002BG	Nut, Flex Lock, 3/8 - 16 - Bag Of 10
46	2	844 049 002BG	Nut, Stover Lock, 3/4 - 20 - Bag Of 10
47	3	844 057 002BG	Nut, Stover Lock, 5/16 - 18 - Bag Of 10
48	1	844 074 002BG	Nut, Stover Lock, 1/2 - 20 - Bag Of 10
49	1	900 112 203BG	Sleeve Bearing, .753 X 1-1/4 - Bag Of 5
50	1	919 005 400BG	Retaining Ring, Bag Of 10
51	1	919 005 800BG	Retaining Ring, Bag Of 10
52	9	937 000 000BG	Drive Rivet (Field Replacement) - Bag Of 10
53	1	937 710 005	Aluminum Drive Rivet
54	1	941 072 200BG	Washer, Flat, 1.25 X .5 X .083 - Bag Of 10
55	6	948 767 132BG	Washer, Bag Of 10
56	7	951 164 002BG	Washer, Split Lock, 3/8 - Bag Of 10
57	1	963 600 002BG	X-Washer, 3/4, Bag Of 10

# BOUNCE PLATE & ROLLER ASSEMBLY



## BOUNCE PLATE & ROLLER ASSEMBLY

ITEM	QTY	PART NUMBER	DESCRIPTION	ITEM	QTY	PART NUMBER	DESCRIPTION
1	4	000 021 224	Vibration Dampener	20	1	090 005 271	Bounce Board, Front, L.H. Machine (Even)
2	2	000 021 914	Bounce Board Channel	21	1	090 005 272	Bounce Board, Rear, R.H. Machine (Odd)
3	1	000 024 576	Front Roller Assy	22	1	090 005 273	Bounce Board, Rear, L.H. Machine (Even)
4	2	000 024 578	Roller Body	23	2	090 005 274	Support Channel
5	2	000 024 579	Roller Hinge	24	1	090 006 124	Carpet Belt, Pumpkin/Tan
6	2	000 024 580	Shaft Hinge	25	2	806 265 160BG	Setscrew, Square Head, 3/8 - 16 X 1 Bag Of 10
7	4	000 024 582BG	Pin, Bag Of 2	26	14	809 849 165BG	Screw, Hex, 1/4 - 20 X 1, Bag Of 10
8	4	000 024 590	Bearing	27	1	809 849 205BG	Screw, Hex, 1/4 - 20 X 1-1/4, Bag Of 10
9	2	000 024 592	Hinge Assy	28	4	809 849 325BG	Screw, Hex, 1/4 - 20 X 2, Bag Of 10
10	2	000 024 597	Link Assembly, Brass W/ Grease Fitting	29	18	809 857 205BG	Screw, Hex, 5/16 - 18 X 1-1/4 Bag Of 10
11	1	000 024 760	Link, Nyloil Plastic	30	22	844 049 002BG	Nut, Stover Lock, 1/4 - 20, Bag Of 10
12	1	000 025 622	Bonding Strap	31	18	844 057 002BG	Nut, Stover Lock, 5/16 - 18, Bag Of 10
13	16	000 025 662BG	Screw, Nylon Locking, Bag Of 10	32	8	913 411 100BG	Spring Pin, .078 X 5/8, Bag Of 10
14	1	000 029 626	Angle Support	33	23	948 753 102BG	Washer, Flat, .281 X .625 X .06 Bag Of 10
15	1	070 002 034	Rear Roller Assy	34	18	948 761 112BG	Washer, Flat, .343 X .625 X .06 Bag Of 10
16	1	070 007 769	Ball Idling Bracket Weldment				
17	1	088 500 505BX	Black Carpet Belt				
18	1	090 004 203	82-90 Carpet Drive Sheave				
19	1	090 005 270	Bounce Board, Front, R.H. Machine (Odd)				

AMF Carpet Belts have been the proven leaders for more than 50 years. All of our carpets resist lane oil penetration, resist stretching and resist fraying.



**BETTER  
2 Year  
Guarantee**

## BLACK CARPET BELT


It's the expert carpet belt for your pinspotters. As the standard carpet belt on all our new pinspotters, the new Black Belt is very consistent. With a tight inside dimension tolerance, the Black Belt maintains flexible contact over the pit carpet rollers for a longer period of time, which eliminates ball idling issues. Even with today's aggressive lane oils, the Black Belt stays soft and flexible without stretching. Field tested for four years, our Black Belt is easy to install, starts up easier, and resists lane oils. The Black Belt comes with a one year warranty.

**Order part # 088 500 505BX**

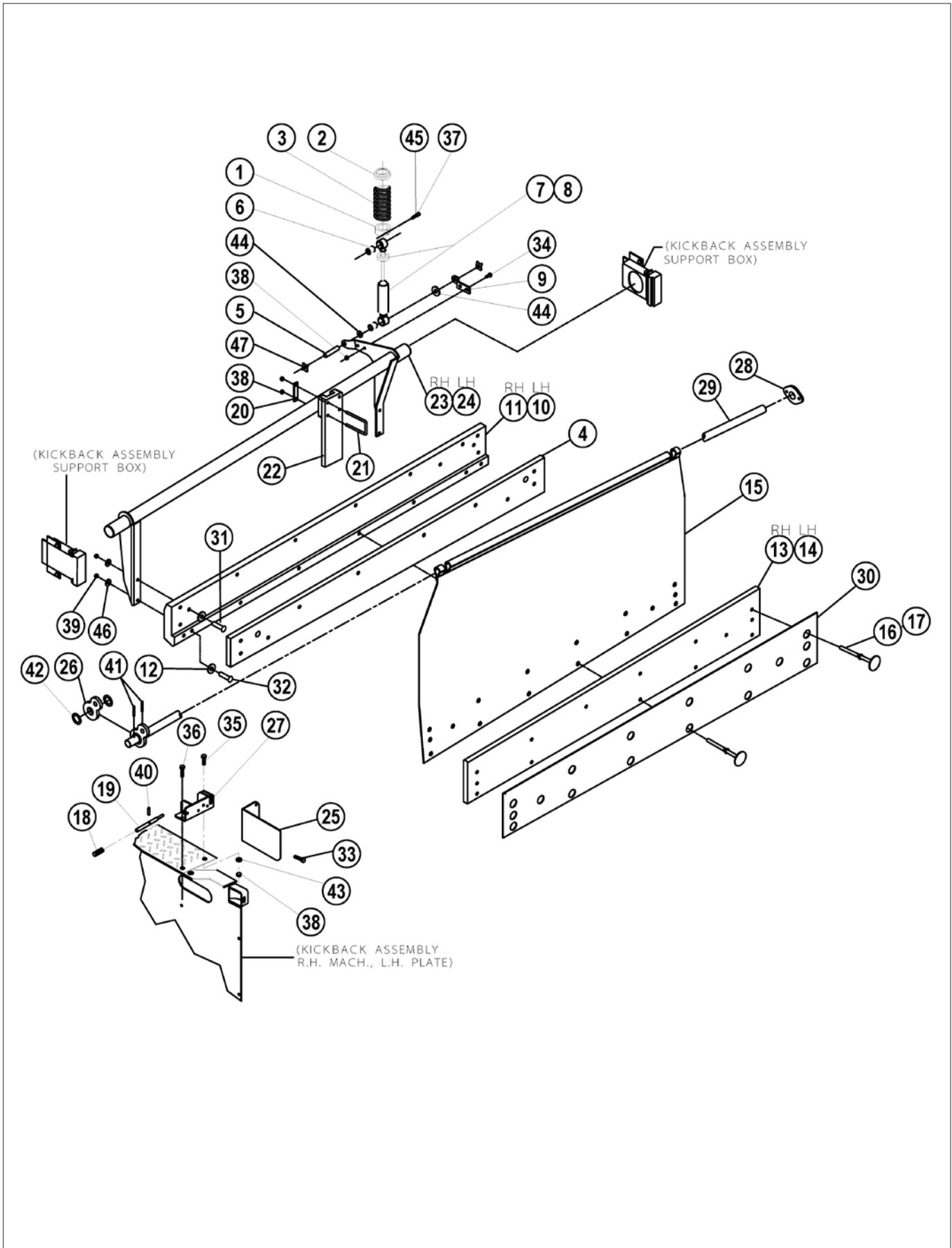
## PUMPKIN CARPET BELT

The Pumpkin is the standard of the industry. It has a mechanically and chemically stitched splice that resists de-lamination and curling. This belt provides longer life and superior oil resistance to mandrel built belts, and is preconditioned for easier installation, and reduced break-in time. It also comes with a two-year warranty.

**Order part # 090 006 124**



# CUSHION AND SHOCK ABSORBER ASSEMBLY

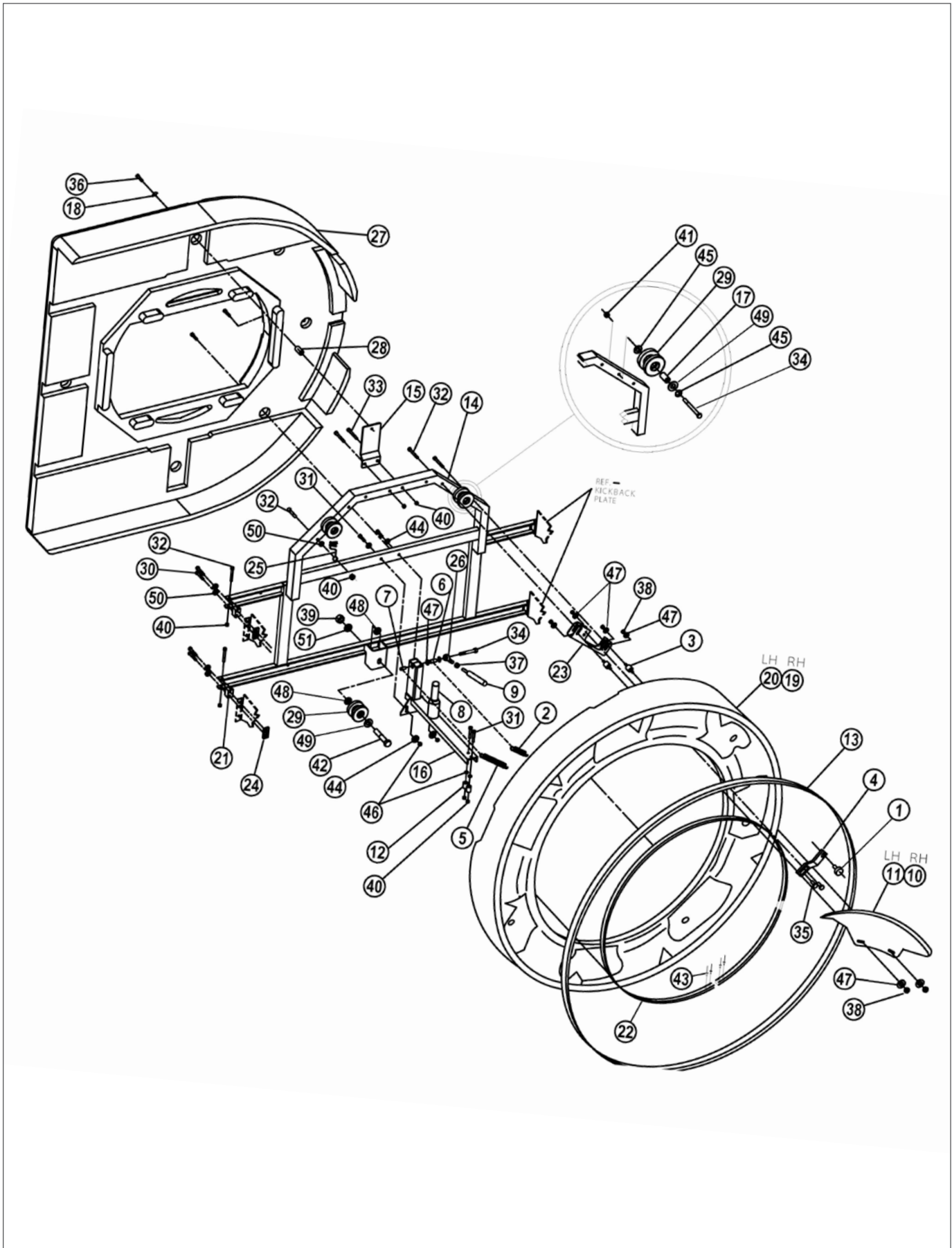


## CUSHION AND SHOCK ABSORBER ASSEMBLY

ITEM	QTY	PART NUMBER	DESCRIPTION	ITEM	QTY	PART NUMBER	DESCRIPTION
1	1	000 022 286	Cushion strut collar	31	2	808 865 320BG	Screw, flat head, 3/8 - 16 x 2, Bag of 10
2	1	000 022 287	Spring seating washer	32	2	808 865 400BG	Screw, flat head, 3/8 - 16 x 2-1/2, Bag of 10
3	1	000 022 288	Spring	33	2	809 849 125	Screw, hex, 1/4 - 20 x 3/4
4	1	000 022 770	Sponge rubber cushion pad	34	2	809 857 125BG	Screw, hex, 5/16 - 18 x 3/4 Bag of 10
5	2	000 022 821	Pin	35	1	809 857 165BG	Screw, hex, 5/16 - 18 x 1 Bag of 10
6	2	000 022 822	Sleeve	36	1	809 857 205BG	Screw, hex, 5/16 - 18 x 1-1/4 Bag of 10
7	1	000 022 823	Shock absorber w/upper collar	37	1	810 250 200BG	Screw, socket head cap, 1/4 - 28 x 1-1/4, Bag of 10
8	1	000 022 824	Shock assy Includes items 1, 2, 3, 6, 7, 37, and 45	38	7	844 057 002BG	Nut, stover lock, 5/16 - 18 Bag of 10
9	1	000 024 534	Hanger ear	39	4	844 065 002BG	Nut-stover lock, 3/8 - 16 Bag of 10
10	1	000 024 795	Plank, L.H. Machine (even)	40	1	913 431 160BG	Spring pin, .156 X 1 Bag of 10
11	1	000 024 796	Plank, R.H. Machine (odd)	41	2	913 437 240BG	Spring pin, .187 X 1-1/2 Bag of 10
12	4	000 024 801BG	washer, bag of 2	42	2	945 091 242	Washer, 1-1/2 x 1 x .046
13	1	000 024 807	Rubber cushion, R.H. Machine (odd)	43	1	948 761 112BG	Washer, 11/32 x 11/16 x 1/16 Bag of 10
14	1	000 024 808	Rubber cushion, L.H. Machine (even)	44	4	948 975 172BG	Washer, flat, 1-1/16 x 17/32 x 3/32, Bag of 10
15	1	000 026 450	Curtain assembly	45	1	951 148 002BG	Washer, split lock, 1/4 Bag of 10
16	16	000 028 519	Rivet, rubber	46	4	951 164 002BG	Washer, split lock, 3/8 Bag of 10
17		000 028 529	Rivet, urethane	47	4	963 600 002BG	X-washer, Bag of 10
18	1	070 001 389	Curtain latch spring				
19	1	070 001 396	Curtain latch pin				
20	2	070 001 421	Strap				
21	2	070 001 422	U-bolt				
22	1	070 001 432	Pad				
23	1	070 002 050	Tube weldment, R.H. Machine (odd)				
24	1	070 002 252	Tube weldment, L.H. Machine (even)				
25	1	070 004 738	Guard				
26	1	070 005 610	Curtain link				
27	1	070 007 360	Support bracket weldment				
28	1	070 011 286	Curtain rod bushing				
29	1	070 011 288	Curtain rod				
30	1	090 005 230	Cushion cover				



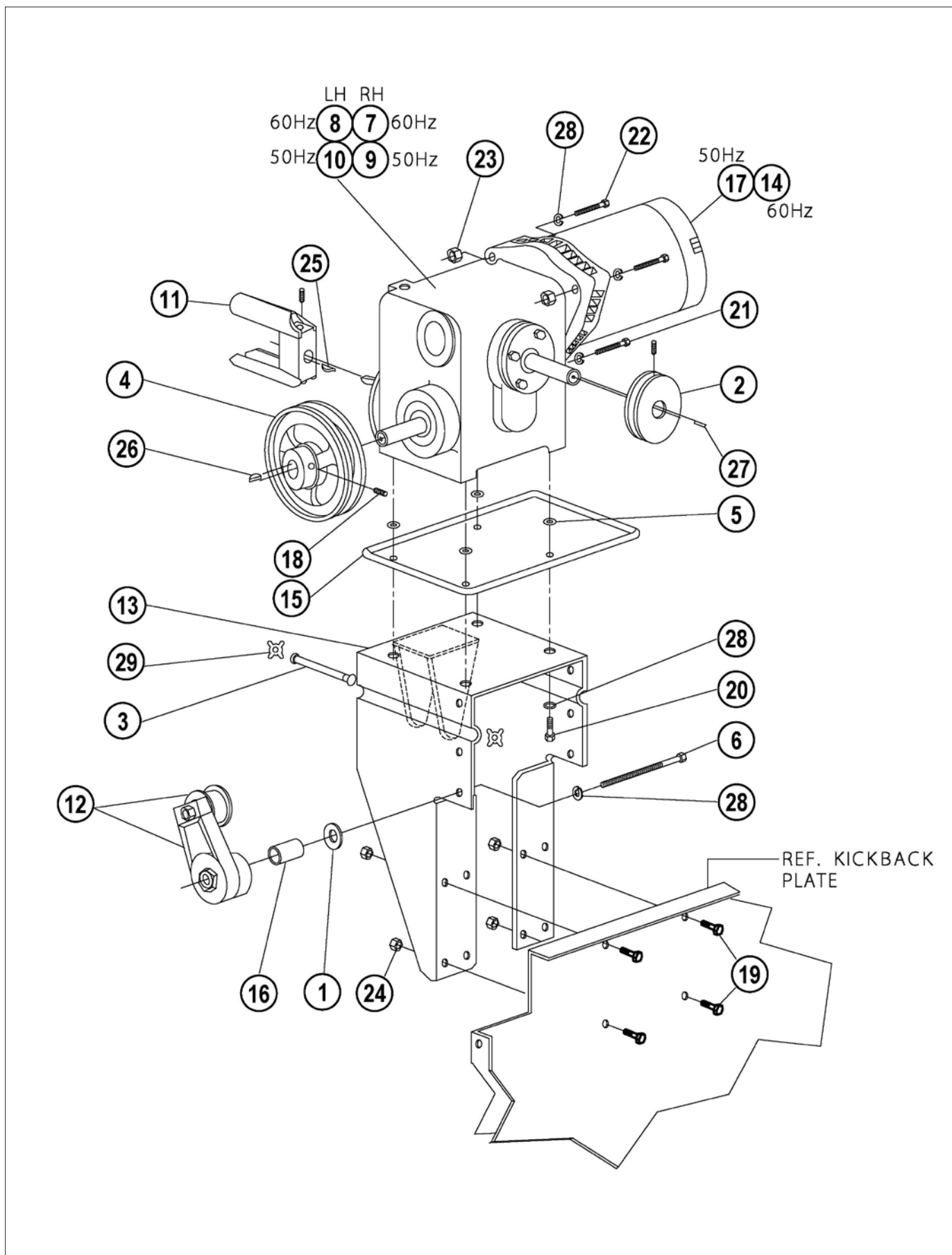
# PIN ELEVATOR & HOOP ASSEMBLY



## PIN ELEVATOR & HOOP ASSEMBLY

ITEM	QTY	PART NUMBER	DESCRIPTION	ITEM	QTY	PART NUMBER	DESCRIPTION
1	1	000 021 992BG	Bumper, Bag of 10	35	2	824 757 102	Screw, washer head, 5/16 - 18 x 5/8
2	1	000 026 032	Distributor lateral drive spring	36	4	826 057 242	Screw, thread forming, 5/16 - 18 x 1-1/2
3	2	000 029 068	Rubber mounting	37	1	831 566 002BG	Nut, hex, 3/8 - 24 Bag of 10
4	1	070 001 415	Rail stop bracket	38	4	834 557 002BG	Nut, hex, 5/16 - 18 Bag of 10
5	1	070 006 030	Safety link spring	39	1	840 381 002BG	Nut, flex lock, 5/8-11 Bag of 10
6	1	070 006 043	Spacer	40	12	844 057 002BG	Nut, stover lock, 5/16 - 18 Bag of 10
7	1	070 006 044	Spring post nut, 3/8 - 16	41	2	844 065 002BG	Nut, stover lock, 3/8 - 16 Bag of 10
8	1	070 006 045	Distributor support post	42	1	880 781 240	Shoulder bolt, socket head, 3/4 x 1-1/2
9	1	070 006 047	Safety link tube	43	4	938 523 050	Pop rivet, 1/8 x .251 X .31
10	1	070 006 098	Rail, R.H. Machine (odd - not shown)	44	4	947 356 617	Washer, flat, 11/32 x 5/16
11	1	070 006 099	Rail, L.H. Machine (even)	45	4	947 367 141	Washer, 7/8 x 13/32 x 1/8
12	2	070 008 449	Spacer	46	10	948 761 112BG	Washer, flat, 11/16 x 11/32 x 1/16, Bag of 10
13	1	090 002 065	Pin wheel belt	47	6	948 767 132BG	Washer, 13/16 x 13/32 x 1/16, Bag of 10
14	1	090 003 102	Hoop weldment	48	1	948 809 210	Washer, flat, 1-5/16 x 5/8 x .09
15	1	090 003 111	Upper guard support	49	3	950 001 008	Washer, nylon, .750 X 1.25 X .08
16	1	090 003 112	Distributor mount	50	9	951 156 002	Washer, split lock, 5/16
17	2	090 003 116	Spacer	51	1	951 181 002	Washer, split lock, 5/8
18	4	090 004 055	Washer				
19	1	090 004 042	Pin wheel weldment, R.H. Machine (odd - not shown)				
20	1	090 004 041	Pin wheel weldment, L.H. Machine (even)				
21	4	090 005 106	Hinge/spacer				
22	1	090 005 108	Pin wheel strip				
23	1	090 005 120	Rail standoff bracket				
24	4	090 005 123	Nut plate				
25	1	090 005 144	Static brush				
26	1	090 005 256	Rod end				
27	1	090 007 145	Wheel guard, reversible				
28	4	090 007 241	Spacer				
29	3	090 007 327	Pin elevator roller				
30	8	809 857 325BG	Screw, hex, 5/16-18 x 2 Bag of 10				
31	6	809 857 365	Screw, hex, 5/16 - 18 x 2-1/4				
32	7	809 857 405BG	Screw, hex, 5/16 - 18 x 2-1/2 Bag of 10				
33	2	809 857 445	Screw, hex, 5/16 - 18 x 2-3/4				
34	2	809 865 725BG	Screw, hex, 3/8 - 16 x 4-1/2 Bag of 10				

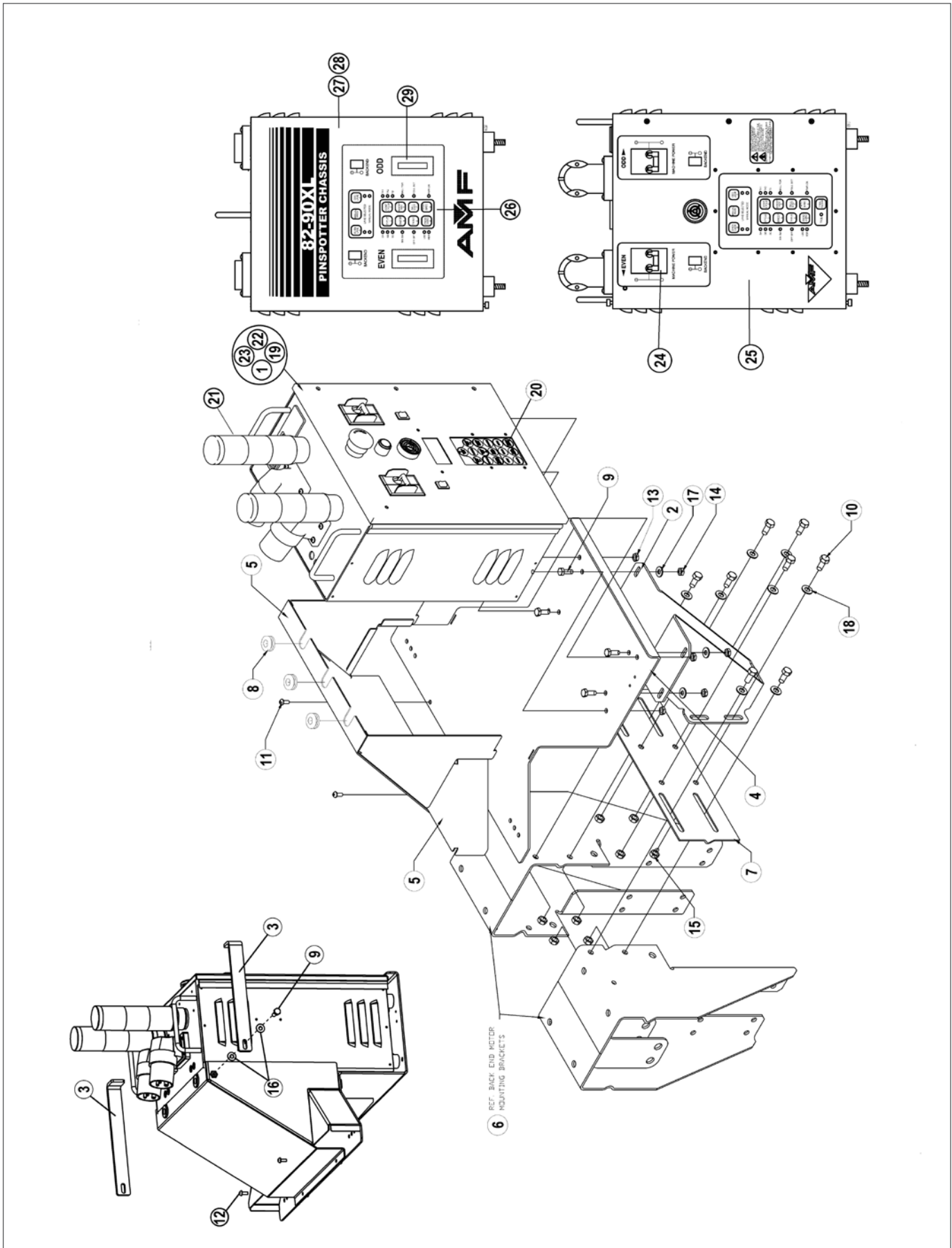
# BACK END DRIVE MOTOR & BRACKET ASSEMBLY



## BACK END DRIVE MOTOR & BRACKET ASSEMBLY

ITEM	QTY	PART NUMBER	DESCRIPTION	ITEM	QTY	PART NUMBER	DESCRIPTION
1	1	000 021 792	Washer, flat, 7/8 x 13/32 x 1/8	21	1	809 865 245BG	Screw, hex, 3/8 - 16 x 1-1/2 Bag of 10
2	1	000 022 172	Drive sheave	22	2	809 865 325BG	Screw, hex, 3/8 - 16 x 2 Bag of 10
3	1	000 022 821	Pin	23	2	839 665 002BG	Nut, flex lock, 3/8 - 16 Bag of 10
4	1	000 023 673	Pin elevator drive sheave	24	4	844 057 002BG	Nut, stover lock, 5/16 - 18 Bag of 10
5	4	000 023 758BG	Gasket washer, 7/8 x 3/8 x 1/32 Bag of 10	25	1	907 000 300BG	Key, Bag of 10
6	1	070 003 221	Screw, hex, 3/8 - 16 x 3-1/2	26	1	907 201 000	Key, square, 3/16 x 1-1/4
7	1	088 004 501-02	Gearbox, R.H. Machine, 60 hz (odd)	27	1	907 202 600	Key, square, 3/16 x 1-7/8
8	1	088 004 502-02	Gearbox, L.H. Machine, 60 hz (even)	28	8	951 164 002BG	Washer, split lock, 3/8 Bag of 10
9	1	088 004 506-02	Gearbox, R.H. Machine, 50 hz (odd)	29	2	963 600 002BG	X-washer, Bag of 10
10	1	088 004 507-02	Gearbox, L.H. Machine, 50 hz (even)				
11	1	090 001 130	Distributor drive housing				
12	1	090 003 508	Tensioner assembly				
13	1	090 003 509	Motor mount weldment				
14	1	090 003 766	Motor, 60 hz				
15	1	090 004 517	Back end motor drip pan				
16	1	090 004 519	Spacer				
17	1	090 007 310	Motor, 50 hz				
18	3	807 358 060BG	Setscrew, 5/16 - 24 x 3/8 Bag of 10				
19	4	809 857 125BG	Screw, hex, 5/16 - 18 x 3/4 Bag of 10				
20	4	809 865 165BG	Screw, hex, 3/8 - 16 x 1 Bag of 10				

# CHASSIS & MOUNTING BRACKET ASSEMBLY





## CHASSIS & MOUNTING BRACKET ASSEMBLY

ITEM	QTY	PART NUMBER	DESCRIPTION
1	1	088 000 001 02	90XLi pinspotter controller (220v 50/60hz), w/o T2
2	1	088 000 068	Chassis support bracket
3	2	088 200 180	Chassis rear cover strap
4	1	088 200 486	Controller mounting weldment
5	1	088 200 568	Chassis cover assembly, wide
6	2	090 003 509	Motor mount weldment
7	1	090 004 513	Tie plate
8	3	711 520 012	Grommet, 5/8 x 7/8 x 1/16
9	8	809 849 125	Screw, hex, 1/4 - 20 x 3/4
10	8	809 857 125BG	Screw, hex, 5/16 - 18 x 3/4 - Bag of 10
11	2	812 840 082BG	Screw, round head, 10 - 32 x 1/2 - Bag of 10
12	2	818 240 082	Screw, round head, 10-32 x 1/2, sems
13	6	835 549 002BG	Nut, hex jam, 1/4 - 20, Bag of 10
14	4	844 049 002BG	Nut, stover lock, 1/4 - 20, Bag of 10
15	8	844 057 002BG	Nut, stover lock, 5/16 - 18, Bag of 10
16	4	948 753 101	Washer, flat, 1/4, black
17	4	948 753 102BG	Washer, flat, 9/32 x 5/8 x 1/16 - Bag of 10
18	8	948 761 112BG	Washer, flat, 11/32 x 11/16 x 1/16 - Bag of 10

## 90XL CHASSIS (BLACK)

ITEM	PART NUMBER	DESCRIPTION
Not Shown	090 002 775	Solenoid & Pit Light Fuse, 1A, 250V
Not Shown	090 002 776	Fuse, Logic Power, 1A, Fast Blow
Not Shown	090 005 706	Logic Power Cable
Not Shown	090 005 714	Front End Box Power Cable
Not Shown	090 005 733	Front End Box Communication Cable
Not Shown	090 005 748	Home Run Cable, MCU
Not Shown	090 005 749	Daisy Cahin Cable
Not Shown	090 005 794	Terminator Cable
Not Shown	090 005 855	Ac Power Cable
24	090 008 939	XL Chassis Circuit Breaker
Not Shown	294 002 252	Power Supply Fuse, 2A, 250V
Not Shown	400 090 005	XL Chassis Manual
25	090 008 965CR-R	Rebuilt XL Pinspotter Chassis
Not Shown	743 000 307	Braking Capacitor, 220V
Not Shown	770 046 227	Power Supply PCB
Not shown	051 000 043	Shock Mount

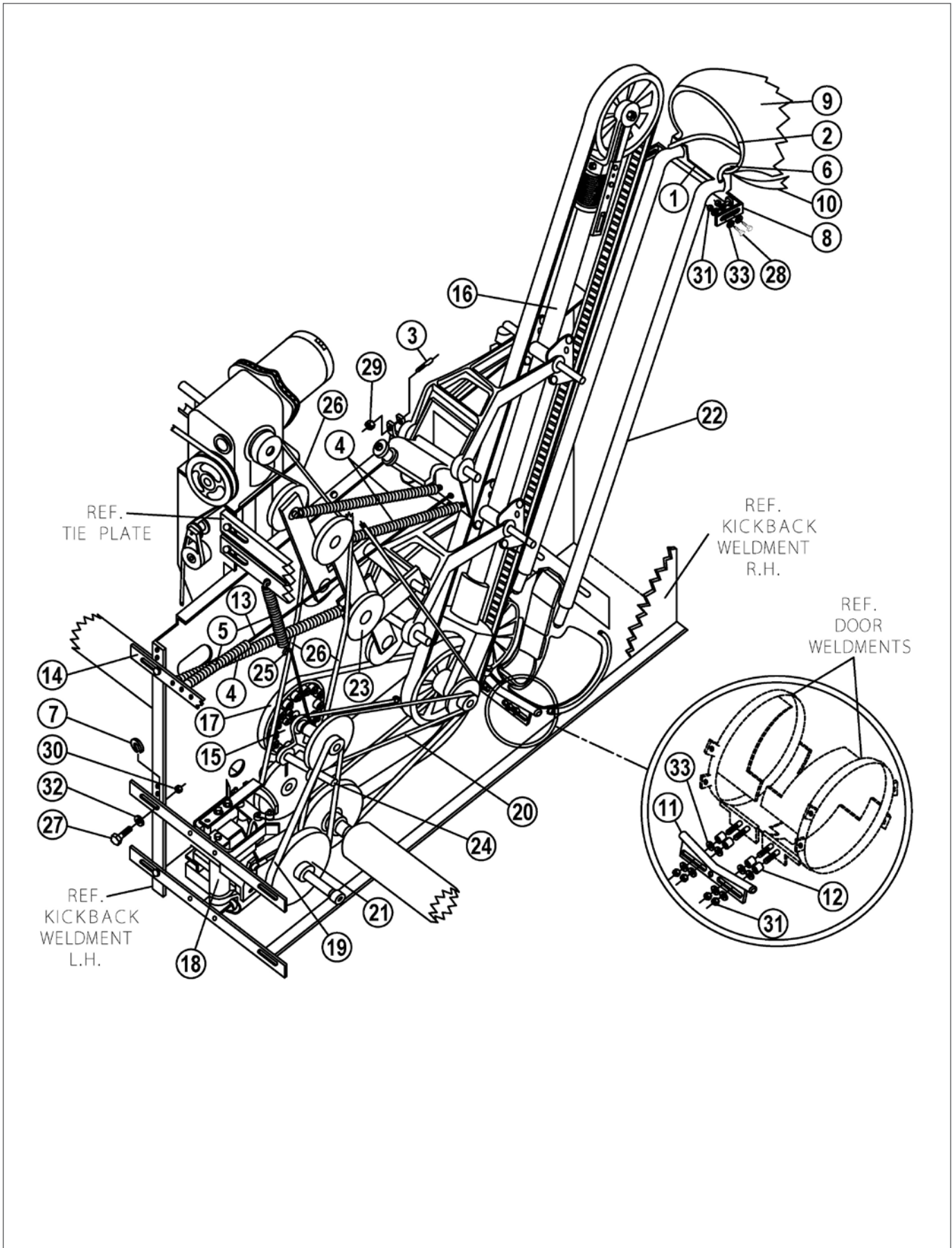
## XLi CHASSIS COMPONENTS

ITEM	PART NUMBER	DESCRIPTION
19	088 000 001 02CE	XLi CE chassis w/o T2
20	088 000 019	Switch membrane, keypad
Not shown	088 000 104	Home run cable, mcu
Not shown	088 000 151	Stacklight bulb, push-in pin lock base
Not shown	088 000 152	Logic power fuse, 1a, 250v
Not shown	088 000 153	Solenoid & pit light fuse, 1a, 250v
Not shown	088 000 213	Stacklight bulb, screw base
21	088 000 225	Led stacklight assembly
Not shown	090 005 706	Logic power cable
Not shown	090 005 749	Daisy chain cable
Not shown	090 005 794	Terminator cable
Not shown	090 005 855	Ac power cable
Not shown	400 088 009	XLi chassis manual
22	088 000 001-R	Rebuilt XLi chassis
23	088 000 001-02-R	Rebuilt XLi ce chassis w/o T2
Not shown	051 000 043	Shock Mount

## XL CHASSIS (SILVER & 8800)

ITEM	PART NUMBER	DESCRIPTION
Not Shown	090 003 748	Brake Capacitor, 110V
Not Shown	090 005 714	Front End Box Power Cable
Not Shown	090 005 733	Front End Box Communication Cable
Not Shown	090 005 748	Home Run Cable, MCU
Not Shown	090 005 749	Daisy Chain Cable
26	090 006 810	Switch Overlay, Keypad
Not Shown	294 002 252	Power Supply Fuse, 2A, 250V
Not Shown	610 009 040	XL Chassis Manual
27	090 005 700-R	Rebuilt Chassis, 115V
28	090 005 769-R	Rebuilt Chassis, 220V, CE
Not Shown	743 000 307	Braking Capacitor, 220V
29	743 513 028	Breaker, 30A
Not Shown	755 520 062	Relay, Sweep And Table
Not Shown	755 520 074	Relay, 1.5A, Solenoid & Pit Light
Not Shown	770 046 227	Power Supply
Not shown	051 000 043	Shock Mount

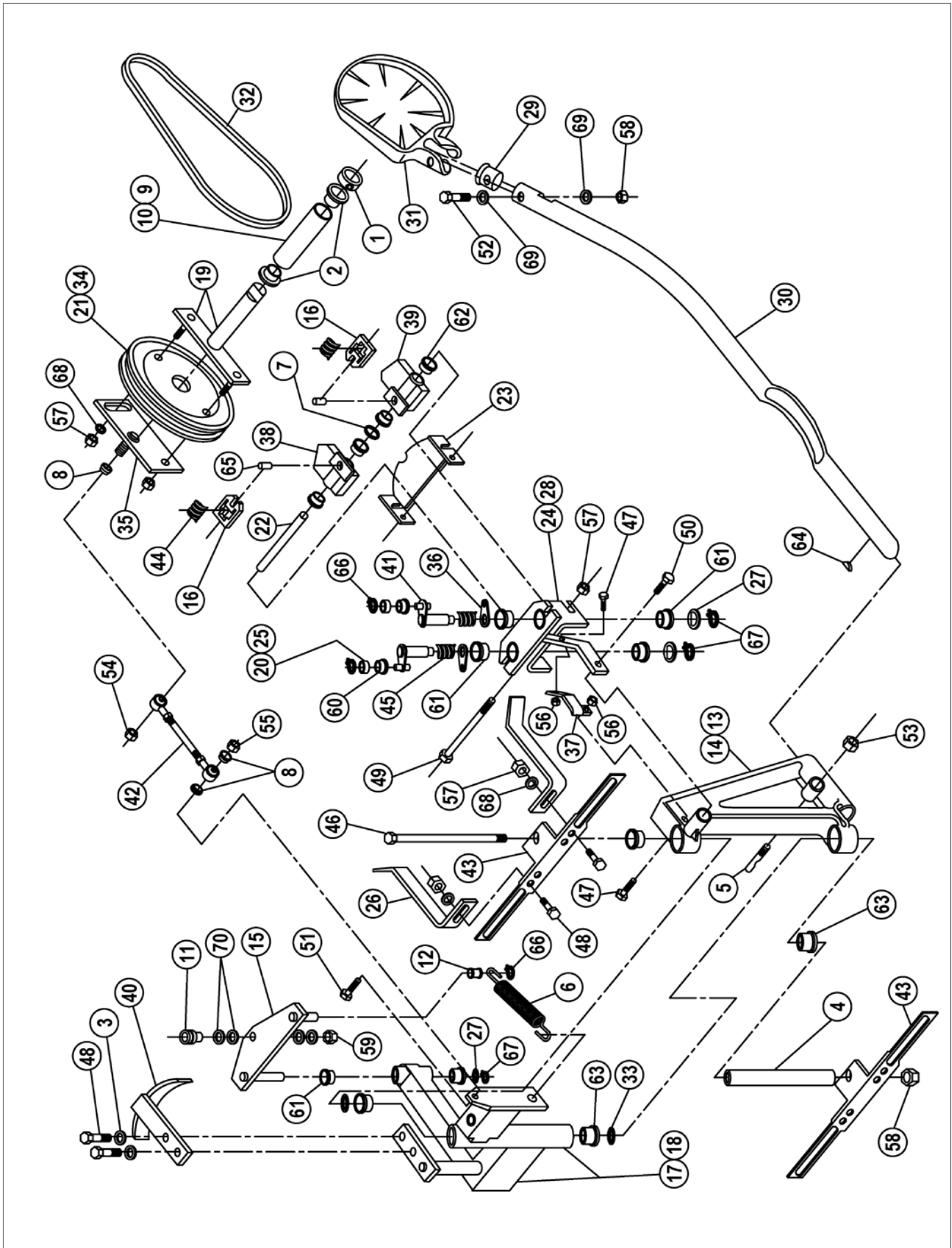
# POSITIVE BALL LIFT (PBL)



## POSITIVE BALL LIFT (PBL)

ITEM	QTY	PART NUMBER	DESCRIPTION	ITEM	QTY	PART NUMBER	DESCRIPTION
1	1	000 021 813	Wiper Support	23	1	070 011 810	Belt Tightener
2	2	000 021 814	Wiper Cloth Ring	24	1	090 002 015	Belt Tensioner Assembly
3	6	000 024 610	Clamp Stud	25	1	090 002 016	Spring Extension
4	3	000 024 673	Spring	26	2	090 004 520	V- Belt, Carpet Drive
5	2	000 026 031	Spring	27	12	809 857 165BG	Screw, Hex, 5/16 - 18 X 1 Bag Of 10
6	1	000 029 629	Down Sweep Weldment	28	8	809 865 285	Screw, Hex, 3/8 - 16 X 1-3/4
7	14	000 029 910	Shim	29	6	831 565 002BG	Nut, Hex, 3/8 - 16, Bag Of 10
8	4	070 004 654	Track Support Bracket	30	12	844 057 002BG	Nut, Stover Lock, 5/16 - 18 Bag Of 10
9	1	070 004 669	Ball Wiper Cloth	31	20	844 065 002BG	Nut, Stover Lock, 3/8 - 16 Bag Of 10
10	1	070 004 670	Dust Trap	32	8	948 761 112BG	Washer, 11/32 X 11/16 X 1/16 Bag Of 10
11	1	070 008 207	Rail Weldment	33	74	948 767 132BG	Washer, 13/32 X 13/16 X 1/16 Bag Of 10
12	4	070 008 212	Spacer				
13	1	070 011 034	Extension Rod				
14	1	070 011 035	Strap				
15	1	070 011 039	Ratchet Assembly				
16	1	070 011 052	Ball Lift Assembly See Later Page For Full Assembly				
17	1	070 011 064	V- Belt, Ratchet Drive				
18	1	070 011 120	Light Ball Sensor Assembly				
19	1	070 011 147	V- Belt, Paddle Drive, Lower				
20	1	070 011 148	V- Belt, Paddle Drive, Upper				
21	1	070 011 178	Crank Assembly				
22	1	070 011 414	Track Rail Assembly				

# PBL LIGHT BALL SENSOR ASSEMBLY



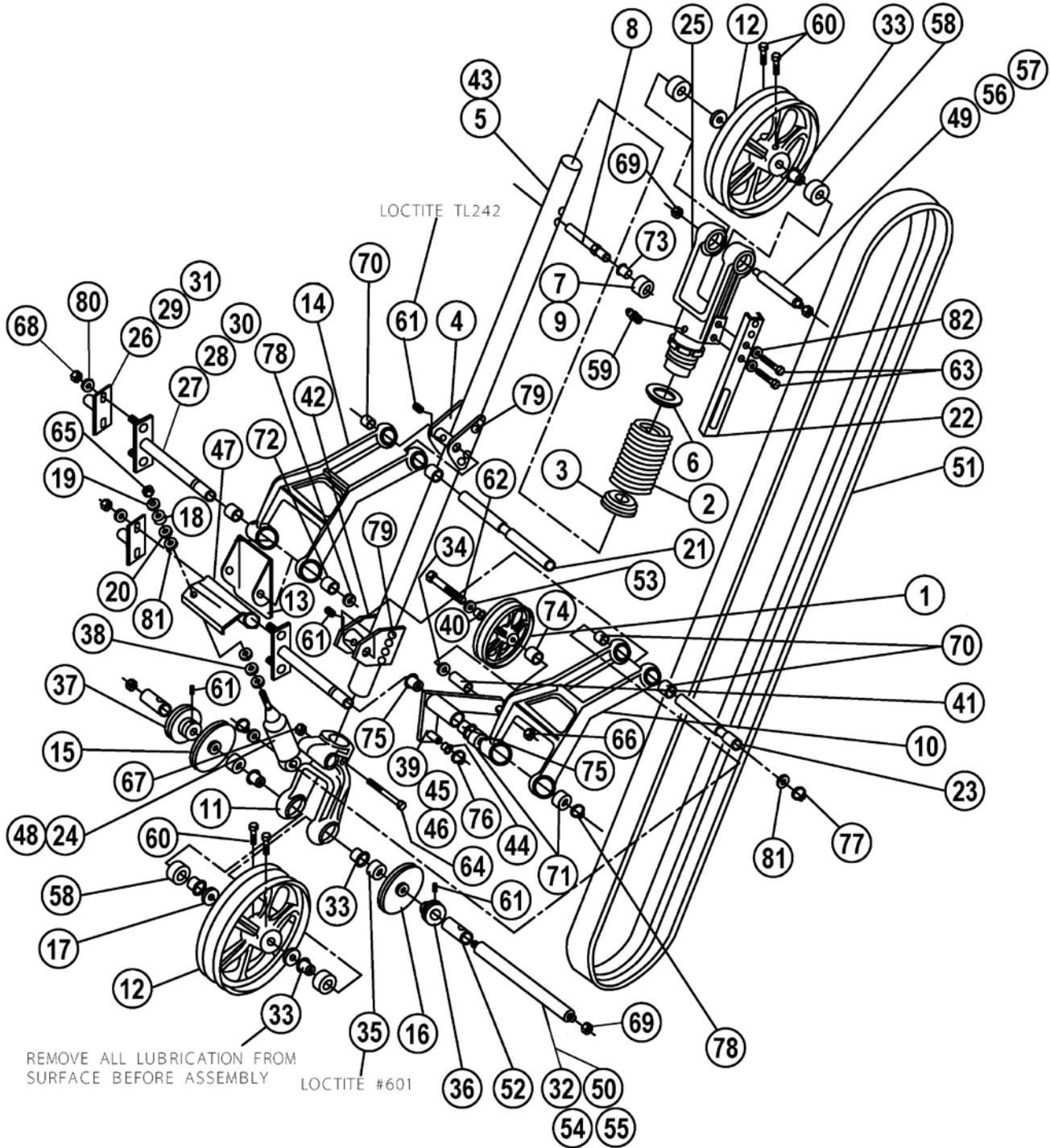
## PBL LIGHT BALL SENSOR ASSEMBLY

ITEM	QTY	PART NUMBER	DESCRIPTION
1	2	000 021 423	Collar With Setscrew
2	2	000 021 427	Flanged Bearing, .629 X .878 X 1/8
3	2	000 022 869BG	Washer, 3/8", Bag Of 10
4	1	000 024 615	Shaft
5	1	000 024 616	Clamp Stud
6	1	000 026 031	Spring
7	1	000 027 264	Spacer
8	3	000 029 611BG	Washer, Uniball Bearing, Bag Of 10
9	1	000 029 696	Adjustment Tube Assy - Includes Items 2 and 10
10	1	000 029 697	Adjustment Tube
11	1	070 006 728	Cam Follower
12	1	070 011 040BG	Ratchet Roller, Bag Of 10
13	1	070 011 066	Rudder Arm Support Assy - Includes Items 14 & 63
14	1	070 011 067	Rudder Arm Support
15	1	070 011 068	Link Weldment
16	2	070 011 077	Trip Finger
17	1	070 011 079	Rudder Drive Weldment
18	1	070 011 080	Rudder Drive Assy - Includes Items 17, 61 & 63
19	1	070 011 092	Crank Shaft Weldment
20	2	070 011 096	Roller
21	1	070 011 097	Crank Pulley
22	1	070 011 098	Sleeve
23	1	070 011 099P	Cam
24	1	070 011 100	Cam Sensor Weldment
25	2	070 011 105	Roller Assembly - Includes Items 20 & 60
26	2	070 011 107	Trip Arm (Reset Cam)
27	3	070 011 108	Washer
28	1	070 011 110	Cam Sensor Assy - Includes Items 24 and 61
29	1	070 011 121	Plug
30	1	070 011 122	Rudder Arm
31	1	070 011 146	Paddle
32	1	070 011 148	V-Belt, Paddle Drive, Upper
33	2	070 011 151	Spacer
34	1	070 011 178	Rudder Drive Crank Assy
35	1	070 011 225	Includes Items 19, 21, 35, 54, 57 & 68
36	2	070 011 273	Crank Adjustment Plate Weldment Tab

ITEM	QTY	PART NUMBER	DESCRIPTION
37	1	070 011 299	Sensor Brace
38	1	070 011 406	Rudder Cam Assy, R.H. (Even) Includes Rudder Cam And Items 62 & 65
39	1	070 011 407	Rudder Cam Assy, L.H. (Odd) Includes Cam And Items 62 & 65
40	1	070 011 418	Trip Cam
41	2	070 011 626	Trip Arm Assembly
42	1	090 005 258	Rod Assembly
43	2	090 007 276	Bracket
44	2	722 971 522	Compression Spring
45	2	722 985 512	Compression Spring
46	1	802 865 996BG	Screw, Hex, 3/8 - 16 X 9 1/2 - Bag Of 10
47	2	809 849 125	Screw, Hex, 1/4 - 20 X 3/4
48	4	809 857 165BG	Screw, Hex, 5/16 - 18 X 1 - Bag Of 10
49	1	809 857 880BG	Screw, Hex, 5/16 - 18 X 5-1/2 - Bag Of 10
50	1	809 865 165BG	Screw, Hex, 3/8 - 16 X 1 - Bag Of 10
51	1	809 865 205BG	Screw, Hex, 3/8 - 16 X 1 1/4 - Bag Of 10
52	1	809 865 405BG	Screw, Hex, 3/8 - 16 X 2 1/2 - Bag Of 10
53	1	831 573 002BG	Nut, Hex, 1/2 - 13 - Bag Of 10
54	1	838 866 002BG	Nut, Hex Lock, 3/8 - 24 - Bag Of 10
55	1	840 065 002BG	Nut, Flex Lock, 3/8-16, Thin - Bag Of 10
56	2	844 049 002BG	Nut, Stover Lock, 1/4 - 20 - Bag Of 10
57	4	844 057 002BG	Nut, Stover Lock, 5/16 - 18 - Bag Of 10
58	1	844 065 002BG	Nut, Flex Lock, 3/8 - 16 - Bag Of 10
59	1	844 070 002BG	Nut, Stover Lock, 7/16 - 20 - Bag Of 10
60	2	900 205 081BG	Flanged Bearing, .315 X .44 X 1/2 - Bag Of 5
61	6	900 208 091BG	Flanged Bearing, .503 X .690 X 9/16 - Bag Of 5
62	4	900 208 161BG	Flanged Bearing, .503 X .875 - Bag Of 5
63	4	900 212 201BG	Flanged Bearing, .753 X 1 X 1.25 - Bag Of 5
64	1	907 000 900BG	Key, Bag Of 10
65	2	913 448 120BG	Spring Pin, 1/4 X 3/4, Bag Of 10
66	3	919 005 200BG	Retaining Ring, Bag Of 10
67	3	919 005 500BG	Retaining Ring, Bag Of 10
68	3	948 761 112BG	Washer, 11/16 X 11/32 X 1/16 - Bag Of 10
69	2	948 767 132BG	Washer, Flat, 11/16 x 11/32 x 1/16 - Bag Of 10
70	4	949 100 002BG	Washer, Flat, 59/64 X 13/32 X 1/16 - Bag Of 10



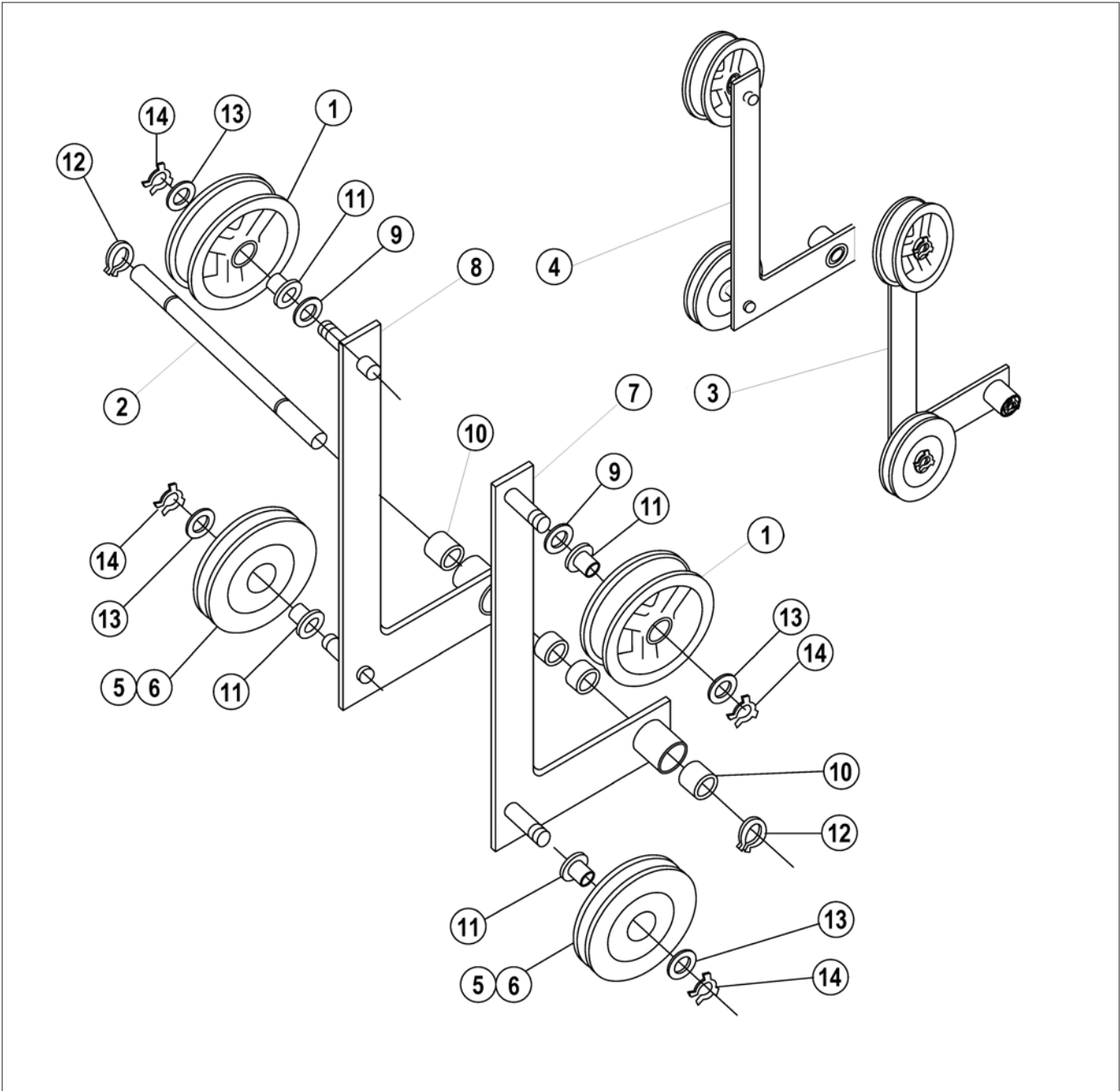
# PBL POSITIVE BALL BEARING LIFT ASSEMBLY



## PBL POSITIVE BALL LIFT ASSEMBLY

ITEM	QTY	PART NUMBER	DESCRIPTION	ITEM	QTY	PART NUMBER	DESCRIPTION
1	1	000 021 408	Idler Pulley Assy Includes Pulley And Bearing #74	51	1	088 001 233	Ball Lift Belt
2	1	000 024 603	Spring	52	2	090 003 401	Clutch Race, Long
3	1	000 024 605	Lower Retainer	53	1	146 005 277	Washer, Countersunk, 9/32 X 7/8 X 1/8
4	1	000 024 606	Upper Support	54		610 900 708	D-Bore Shaft & Bearing Kit, Lower Includes D-Bore Shaft, 2 Bearings, 2 Spacers, And Installation Instructions
5	1	000 024 607	Tube	55		610 900 709	Straight Shaft And Spacer Kit - Lower Includes 2 Bearings, Shaft, Spacers, and Installation Instructions
6	1	000 024 608	Upper Retainer	56		610 900 711	Straight Shaft And Spacer Kit - Upper Includes 2 Bearings, Shaft, Spacers, and Installation Instructions
7	1	000 024 647	Roller	57		610 900 714	D-Bore Shaft & Bearing Kit, Upper Includes D-Bore Shaft, 2 Bearings, Spacers, And Installation Instructions
8	1	000 024 648	Pivot Pin	58		610 905 704	Straight Bore Bearing & Spacer Kit Includes Bearing, Spacer, and Installation Instructions
9	1	000 024 650	Roller Assembly - Includes Items 7 & 73	Ns	Ns-	700 107 146	Adhesive, Loctite TI242 (Not Shown) Apply On Item 61
10	1	000 024 651	Link Assy, Lower Includes Casting And Items 70 & 71	Ns	Ns-	700 107 170	Loctite #601 (Not Shown) - Apply On Item 35
11	1	000 024 659	Lower Yoke	59	1	710 501 007	Grease Fitting
12	2	000 024 661	Pulley	60	4	806 265 160BG	Setscrew, 3/8 - 16 X 1, Bag Of 10
13	1	000 024 716	Spring Holder	61	4	807 265 060	Setscrew, 3/8 - 16 X 3/8
14	1	000 024 720	Link Assy, Upper Includes Casting And Items 13, 70 & 72	62	1	808 849 565BG	Screw, Flat Head, 1/4 - 20 X 3-1/2 Bag Of 10
15	1	000 024 811	Pulley Assembly, R.H. (Even)	63	2	809 865 165BG	Screw, Hex, 3/8 - 16 X 1, Bag Of 10
16	1	000 024 812	Pulley Assembly, L.H. (Odd)	64	1	809 865 445BG	Screw, Hex, 3/8 - 16 X 2 1/4, Bag Of 10
17	6	000 027 642	Washer	65	1	831 566 002BG	Nut, Hex, 3/8 - 24, Bag Of 10
18	2	000 027 996	Rubber Cushion	66	1	839 549 002BG	Nut, Flex Lock, 3/8 - 20, Bag Of 10
19	2	000 027 998	Retainer	67	1	839 665 002BG	Nut, Flex Lock, 3/8 - 16 , Bag Of 10
20	2	000 028 057	Retainer	68	4	840 057 002BG	Nut, Stover Lock, 5/16, Bag Of 10
21	1	000 028 737	Shaft	69	4	856 070 002BG	Nut, Flanged, 7/16 - 20 , Bag Of 10
22	1	000 029 613	Rail	70	4	900 110 121BG	Sleeve Bearing, .628 X 3/4, Bag Of 5
23	1	000 029 660	Shaft	71	2	900 112 161BG	Sleeve Bearing, .753 X 1, Bag Of 5
24	1	000 029 661	Shock Absorber	72	2	900 112 203BG	Sleeve Bearing, .753 X 1-1/4, Bag Of 5
25	1	070 001 995	Upper Yoke W/ Nut	73	1	900 206 081BG	Flanged Bearing, .378 X .688 X 1/2 Bag Of 5
26	2	070 006 320	Shaft Assy. Adj. 9 1/2 " - 11 " Spacing	74	1	900 208 161BG	Flanged Bearing, .503 X .875 X 1 Bag Of 5
27	2	070 006 325	Shaft Assy. Fxd. 9 1/2 " - 11 " Spacing	75	2	900 212 161BG	Flanged Bearing, .753 X 1.003 X 1 Bag Of 5
28	2	070 006 328	Shaft Assy. Fxd. 11" - "12-5/8" Spacing	76	1	919 005 200BG	Retaining Ring, Bag Of 10
29	2	070 006 329	Shaft Assy Adj. 11" - "12-5/8" Spacing	77	2	919 005 600BG	Retaining Ring, Bag Of 10
30	2	070 006 330	Shaft Assy. Fxd. 12-5/8" - 14" Spacing	78	2	919 005 800BG	Retaining Ring, Bag Of 10
31	2	070 006 333	Shaft Assy. Adj. 12-5/8" - 14" Spacing	79	16	937 000 000BG	Rivet, Steel, 1/4 X 11/32, Bag Of 10
32	1	070 006 746	Shaft, Lower, Straight Bore	80	4	948 761 112BG	Washer, Flat, 11/32 X 11/16 X 1/16 Bag Of 10
33	4	070 006 748	Spacer	81	2	948 983 212BG	Washer, Flat, 1-5/16 X 21/32 X .093 Bag Of 10
34	1	070 007 192BG	Washer, Bag Of 10	82	4	951 164 002BG	Washer, Split Lock, 3/8, Bag Of 10
35	2	070 007 291	Clutch Bearing				
36	1	070 008 210	Sheave				
37	1	070 008 211	Sheave				
38	2	070 008 212	Spacer				
39	1	070 008 215	Belt Tightener Weldment				
40	1	070 008 217	Short Spacer				
41	1	070 008 218	Spacer, Long				
42	1	070 011 002	Lower Support				
43	1	070 011 004	Tube & Support Assy Includes Items 4, 5, 42 & 79				
44	1	070 011 040BG	Ratchet Roller, Bag Of 10				
45	1	070 011 041	Belt Tightener Weldment Assembly Includes Items 39 & 75				
46	1	070 011 042	Belt Tightener Assembly Includes 34, 39 40, 41, 44, 46, 53, 62, 66, 74, 75, and 76				
47	1	070 011 289	Shock Absorber Bracket				
48	1	070 011 323	Shock Absorber Assembly Includes 18, 19, 20, 23, 24, 38, 47, 65, 77, 81				
49	1	070 011 795	Upper Shaft, D-Bore				
50	1	070 011 796	Lower Shaft, D-Bore				

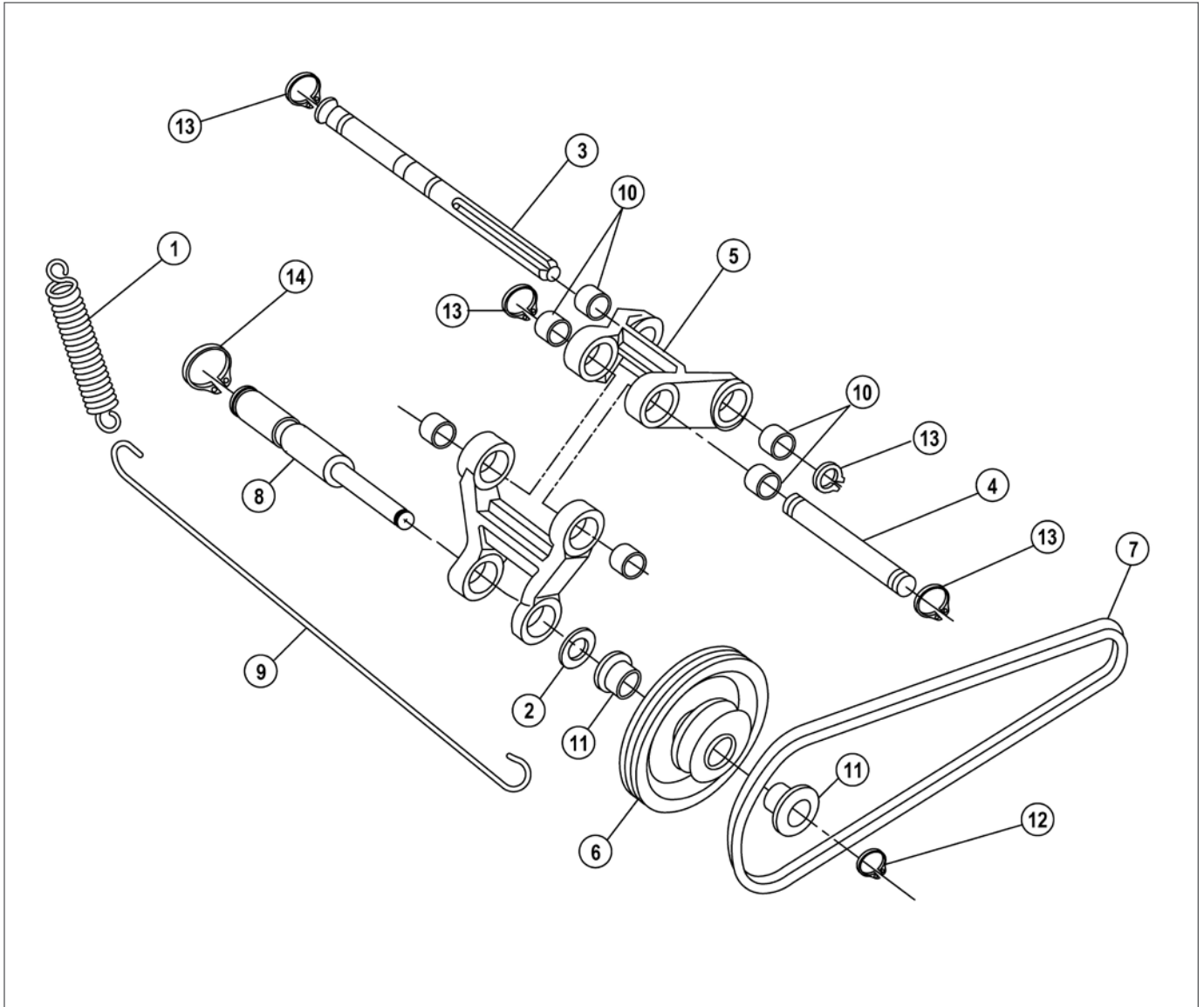
# PBL BELT TIGHTENER ASSEMBLY



## PBL BELT TIGHTENER ASSEMBLY

ITEM	QTY	PART NUMBER	DESCRIPTION	ITEM	QTY	PART NUMBER	DESCRIPTION
1	2	000 021 408	Idler Pulley Assy Includes Item 11 and The Pulley	8	1	070 011 530	Arm Assy, L.H. Machine (Even) Includes Weldment and Item 10
2	1	000 029 603	Shaft	9	2	701 316 041BG	Thrust Bearing, .51 X 1 X 1/16 Bag Of 10
3	1	070 011 523	Belt Tightener, R.H. Machine (Odd) Includes Items 1, 5, 7, 9, 13, and 14	10	4	900 112 121	Sleeve Bearing, .753 X .75
4	1	070 011 524	Belt Tightener, L.H. Machine (Even) Includes Items 1, 5, 8, 9, 13, and 14	11	4	900 208 161BG	Flanged Bearing, .503 X .875, Bag Of 5
5	2	070 011 525	Idler Sheave Assy - Includes Items 6 and 11	12	2	919 005 800BG	Retaining Ring, Bag Of 10
6	2	070 011 526	Idler Sheave	13	4	948 975 172BG	Washer, Flat, 1-1/16 X 17/32 X 3/32 Bag Of 10
7	1	070 011 527	Arm Assy, R.H. Machine (Odd) Includes Weldment And Item 10	14	4	963 600 002BG	X-Washer, 1/4, Bag Of 10

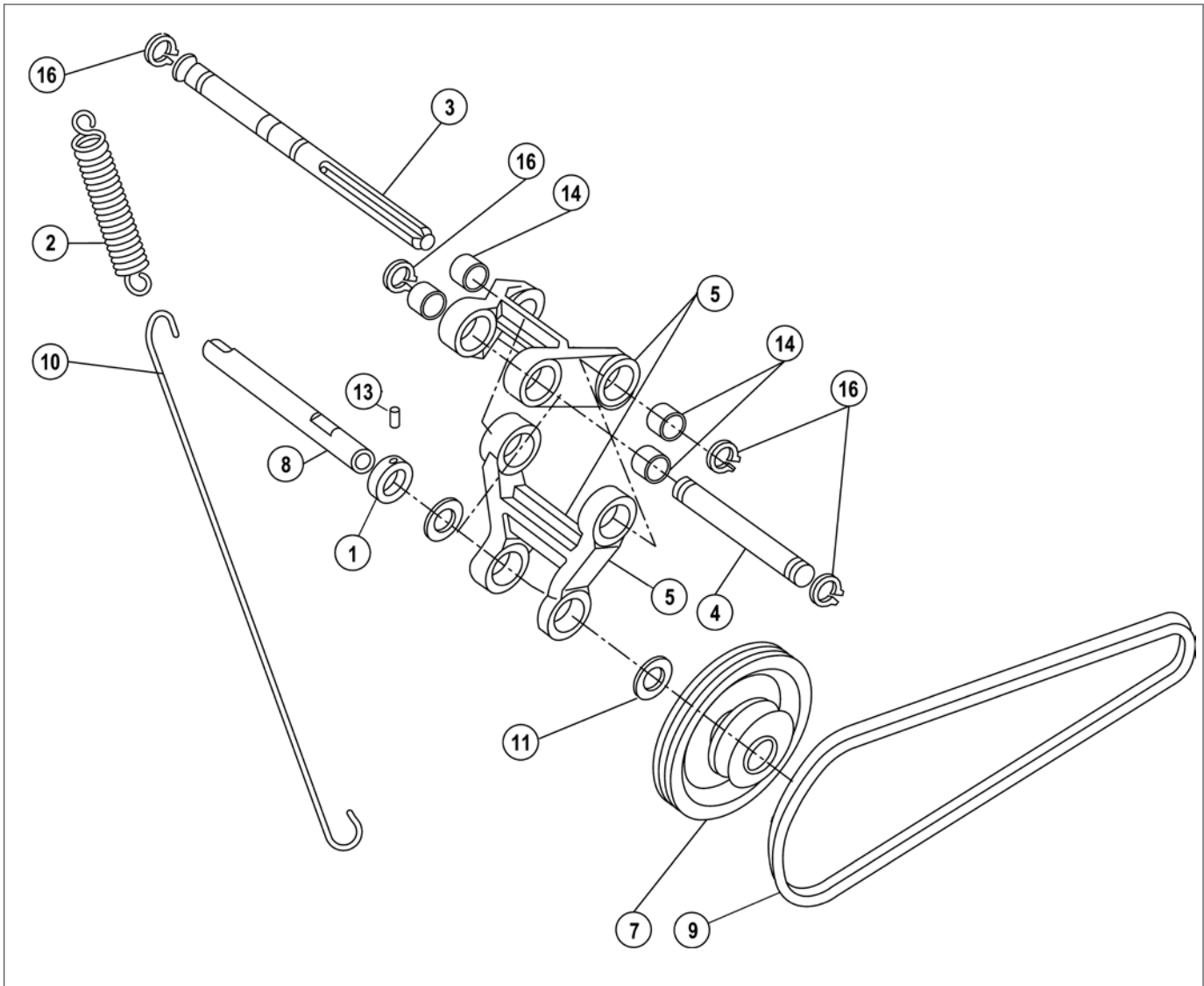
# PBL BELT TENSIONER ASSEMBLY



## PBL BELT TENSIONER ASSEMBLY

ITEM	QTY	PART NUMBER	DESCRIPTION
1	1	000 026 031	Spring
2	1	000 027 264	Spacer
3	1	000 029 605	Pivot Shaft
4	1	000 029 606	Pivot Shaft, Short
5	1	000 029 659	Hanger Arm Assy Includes Casting and Item 10
6	1	070 011 131	Pulley Weldment
7	1	070 011 147	V-Belt, Paddle Drive, Lower
8	1	090 002 014	Shaft
9	1	090 002 016	Spring Extension
10	6	900 110 081BG	Sleeve Bearing, .628 X .878 X .5, Bag Of 5
11	2	900 208 120	Bearing
12	1	919 005 500BG	Retaining Ring, Bag Of 10
13	4	919 005 600BG	Retaining Ring, Bag Of 10
14	1	919 005 900BG	Retaining Ring, Bag Of 10

# PBL BELT TENSIONER ASSEMBLY - OLD STYLE

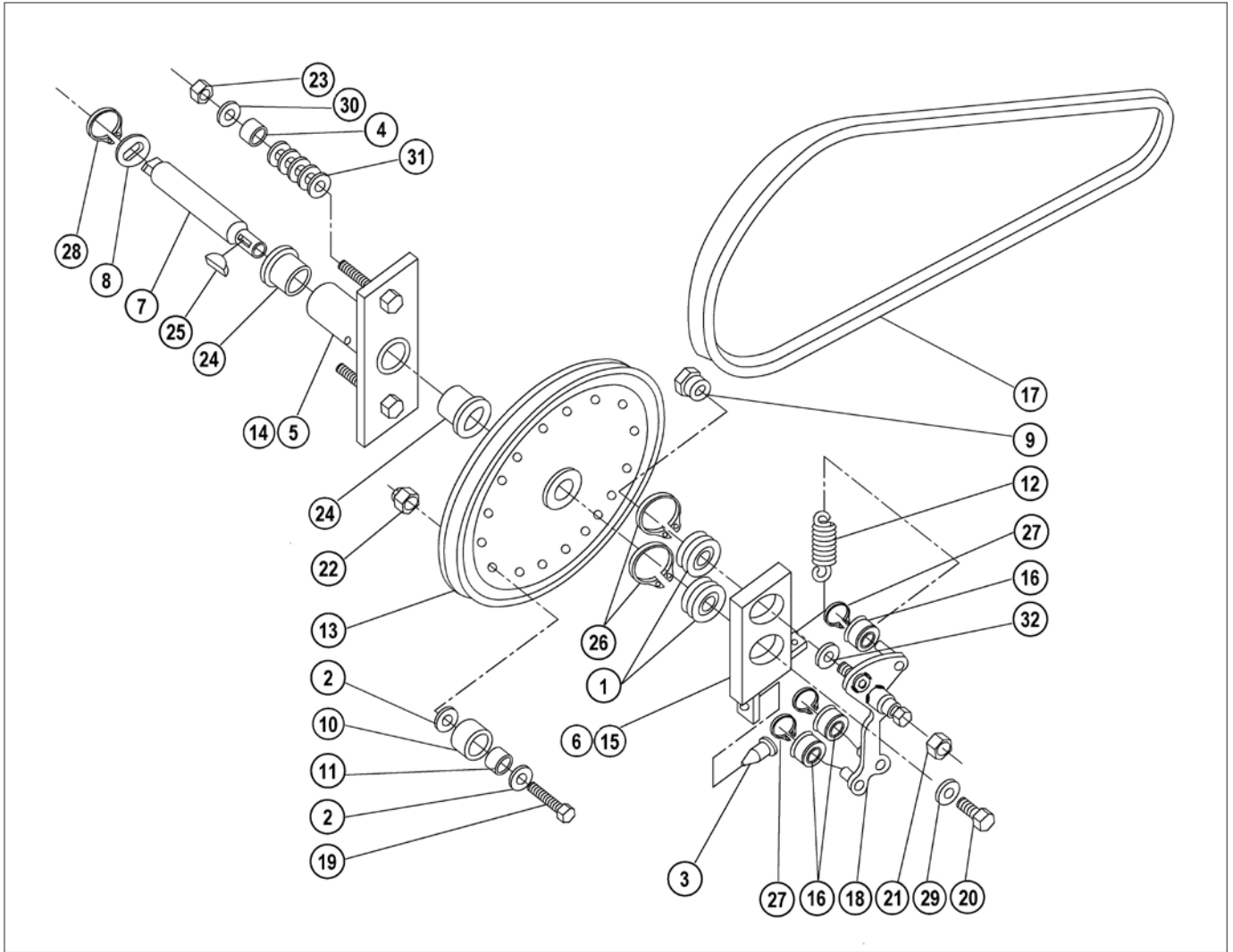


## PBL BELT TENSIONER ASSEMBLY - OLD STYLE

ITEM	PART NUMBER	DESCRIPTION
1	000 021 423	Collar
2	000 026 031	Spring
3	000 029 605	Shaft
4	000 029 606	Shaft
5	000 029 659	Hanger Arm Assembly Includes Casting And #14 Sleeve Bearings
6	070 011 109	Spring Clip (Not Shown)
7	070 011 131	Pulley-Weldment
8	070 011 133	Shaft
9	070 011 148	V-Belt
10	070 011 530	Spring Extension
11	701 320 045BG	Thrust Washer, Bag Of 10
12	807 257 060BG	Scr Stop 5/16 - 18 X 3/8 (Bag 10)
13	807 357 040BG	Soc.Set Screw Knurled Cup Pt. 5/16 18 X 1/4 Lg. (Bag of 10)
14	900 110 081BG	Bearing-Sleeve (Bag of 5)
15	900 210 101BG	Flange Bearing (Bag of 5) (Not Shown)
16	919 005 600BG	Tru-Arc Ring (Bag of 10)



# PBL RATCHET DRIVE ASSEMBLY



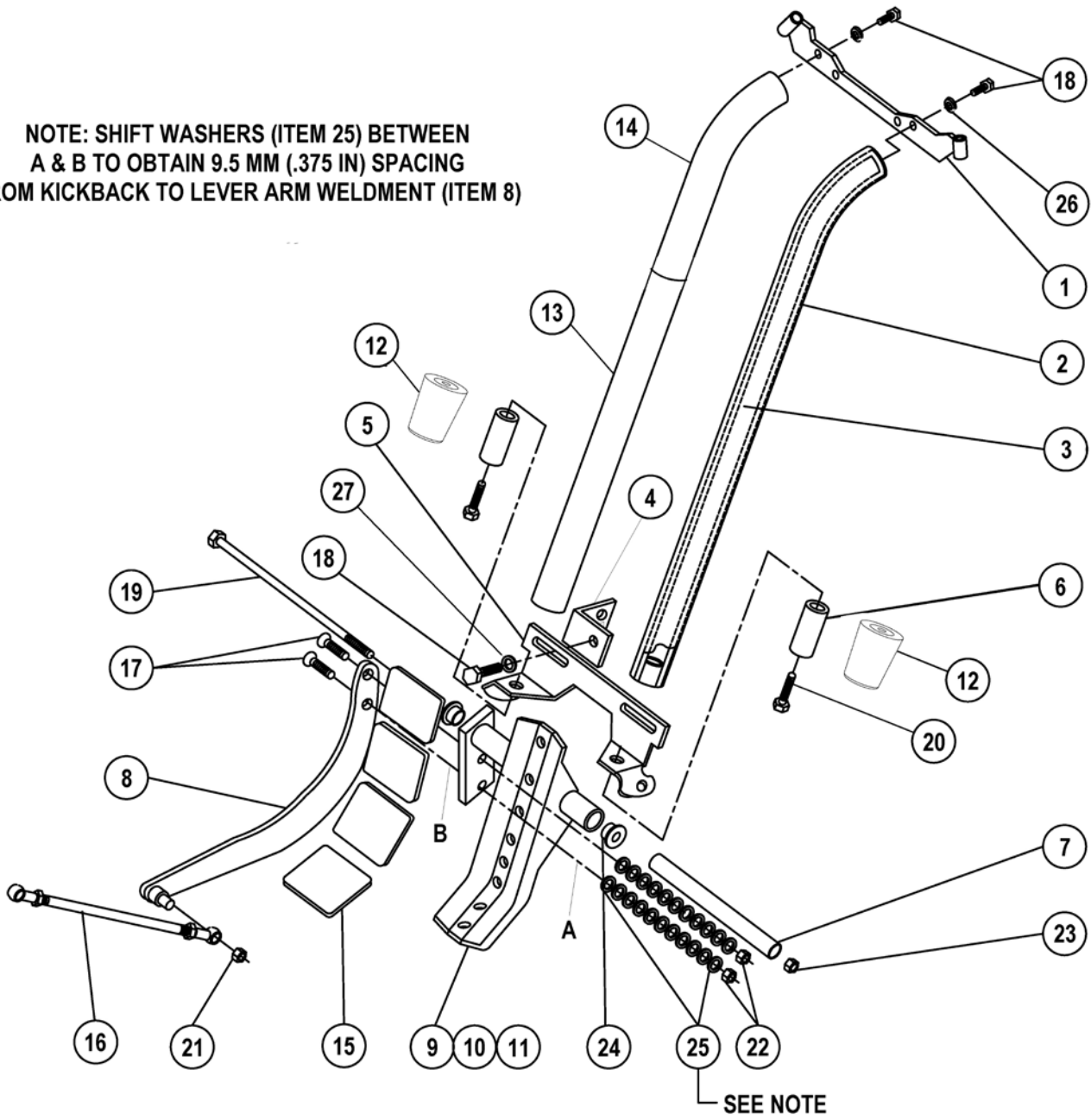
## PBL RATCHET DRIVE ASSEMBLY

ITEM	QTY	PART NUMBER	DESCRIPTION	ITEM	QTY	PART NUMBER	DESCRIPTION
1	2	000 024 679	Ball Bearing, .625 X 1.375	19	16	809 849 205BG	Screw, Hex, 1/4 - 20 X 1 1/4 , Bag Of 10
2	32	000 026 865BG	Washer, Bag Of 10	20	1	809 965 125BG	Screw, Hex, 3/8 - 16 X 3/4, Bag Of 10
3	1	070 006 142BG	Bumper, Bag Of 10	21	1	838 866 002BG	Nut, Hex Lock, 3/8 - 24, Thin, Bag Of 10
4	2	070 008 212	Spacer	22	16	839 549 002BG	Nut, Flex Lock, 1/4 - 20, Bag Of 10
5	1	070 011 009	Bearing Housing Weldment	23	2	844 057 002BG	Nut, Stover Lock, 5/16 - 18, Bag Of 10
6	1	070 011 013	Crank Weldment	24	2	900 212 161BG	Flanged Bearing, .753 X 1.003 X 1, Bag Of 5
7	1	070 011 027	Shaft	25	1	907 000 200BG	Key, Bag Of 10
8	1	070 011 028BG	Washer, Bag Of 10	26	2	919 000 600BG	Retaining Ring, Bag Of 10
9	1	070 011 029	Nut	27	3	919 005 200BG	Retaining Ring, Bag Of 10
10	16	070 011 030BG	Roller, Bag Of 10	28	1	919 005 600BG	Retaining Ring, Bag Of 10
11	16	070 011 031BG	Roller Spacer, Bag Of 10	29	1	947 356 617	Washer, 5/16
12	1	070 011 032	Spring	30	2	948 761 112BG	Washer, Flat, 11/32 X 11/16 X 1/16, Bag Of 10
13	1	070 011 033	Pulley	31	0-26*	948 767 132BG	Washer, Flat, 13/32 X 13/16 X 1/16, Bag Of 10
14	1	070 011 036	Bearing & Housing Assy Includes Items 5 and 24	32	1	948 964 142BG	Washer, Flat, .375 X .875 X .094, Bag Of 10
15	1	070 011 037	Crank Assy Includes Items 1, 3, 6, and 26				
16	3	070 011 040BG	Ratchet Roller, Bag Of 10				
17	1	070 011 064	V-Belt, Ratchet Drive				
18	1	070 011 217	Ratchet Arm Weldment				

\* The number of washers is dependent on the width of the kickbacks. Refer to installation manual to determine correct number of washers needed.

# PBL TRACK ASSEMBLY

NOTE: SHIFT WASHERS (ITEM 25) BETWEEN  
A & B TO OBTAIN 9.5 MM (.375 IN) SPACING  
FROM KICKBACK TO LEVER ARM WELDMENT (ITEM 8)



## PBL TRACK ASSEMBLY

ITEM	QTY	PART NUMBER	DESCRIPTION
1	1	000 021 813	Wiper Support
2	2	000 024 663	Track Cover, Black Rubber
3	2	000 024 666	Track Rail Weldment
4	1	000 024 668	Track Support Bracket Weldment
5	1	070 008 191	Ball Lift Bracket
6	2	070 011 018	Ball Guide, Steel
7	1	070 011 063	Shaft
8	1	070 011 218	Lever Arm Weldment
9	1	070 011 411	Lift Arm Weldment
10	1	070 011 412	Lift Arm Assembly Includes Items 9 And 24
11	1	070 011 413	Lift Assembly Includes Items 5, 7, 9, 15, 19, 23 & 24
12		088 001 230	Thimble, Urethane (For Use With Gripper Track Cover Only)
13		088 001 231	Gripper Rail Cover
14		088 001 232	Upper Rail Cover, Black Rubber
15	4	090 002 024	Cradle Liner
16	1	090 005 259	Rod Assembly
17	2	808 857 280BG	Screw, Flat Head, 5/16 - 18 X 1-3/4 Bag Of 10
18	2	809 865 165BG	Screw, Hex, 3/8 - 16 X 1 Bag Of 10


ITEM	QTY	PART NUMBER	DESCRIPTION
19	1	809 865 992BG	Screw, Hex, 3/8 - 16 X 9 Bag Of 10
20	2	810 365 401BG	Screw, Socket Head Cap, 3/8 - 16 X 2-1/2, Bag Of 10
21	1	838 866 002BG	Nut, Hex, 3/8 - 24 Bag Of 10
22	2	844 057 002BG	Nut, Stover Lock, 5/16 - 18 Bag Of 10
23	2	844 065 002BG	Nut, Stover Lock, 3/8 - 16 Bag Of 10
24	2	900 210 161BG	Flanged Bearing, .628 X 1 Bag Of 5
25	0-22	948 767 132BG	Washer, Flat, 13/32 X 13/16 X 1/16 Bag Of 10
26	2	951 164 002BG	Washer, Split Lock, 3/8 Bag Of 10
27	1	958 584 002	Washer, Lock, 3/8

## GRIPPER PBL KIT

ITEM	PART NUMBER	DESCRIPTION
1	610 049 510	Gripper Pbl Kit
2	088 001 230	Thimbles
2	088 001 231	Gripper Rail Cover (Lower)
2	088 001 232	Upper Rail Cover, Black Rubber
1	088 001 233	Ball Lift Belt
1	000 024 606	New Style Support Bracket



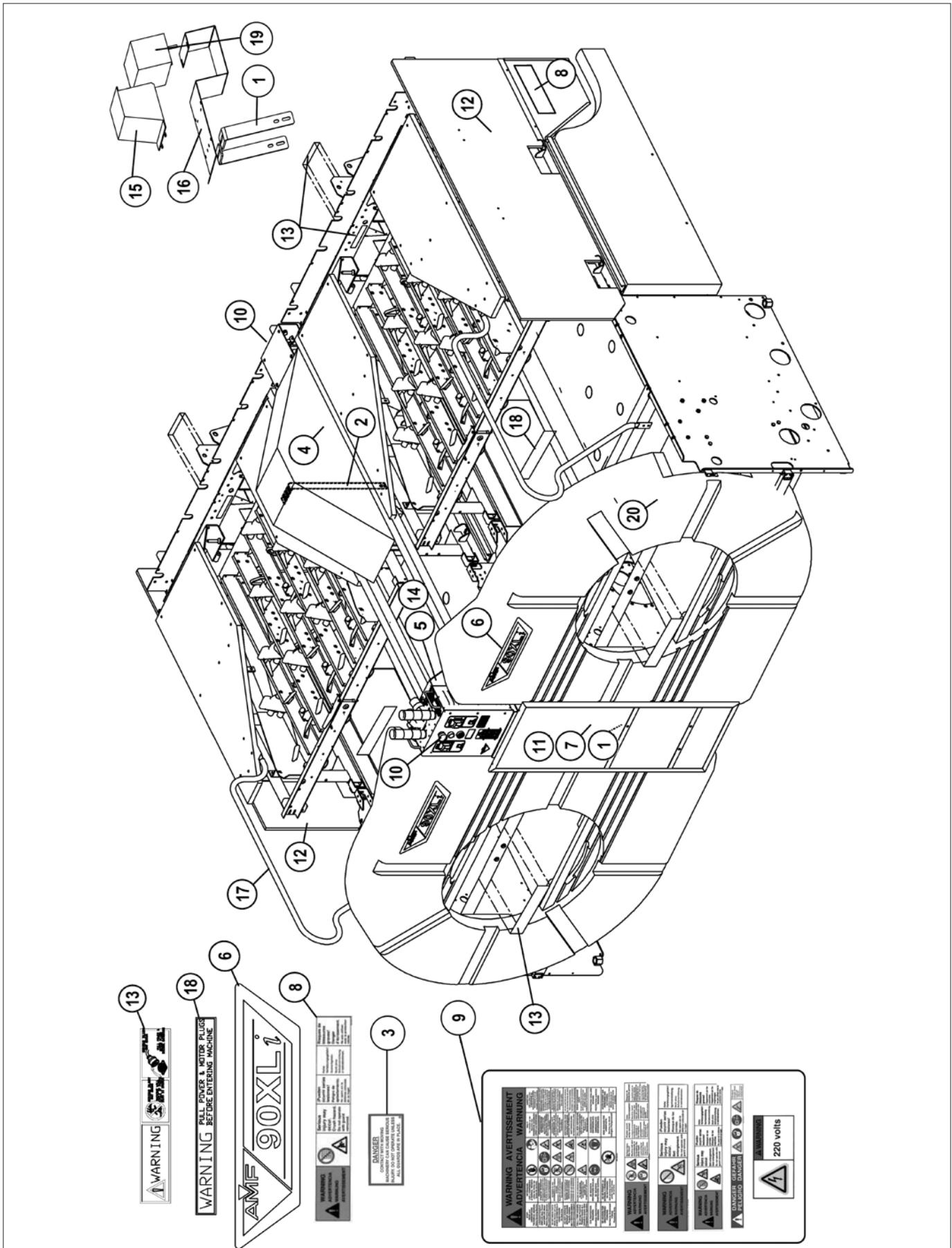




**QUBICAAMF**  
**GUARDS & SAFETY LABELS**





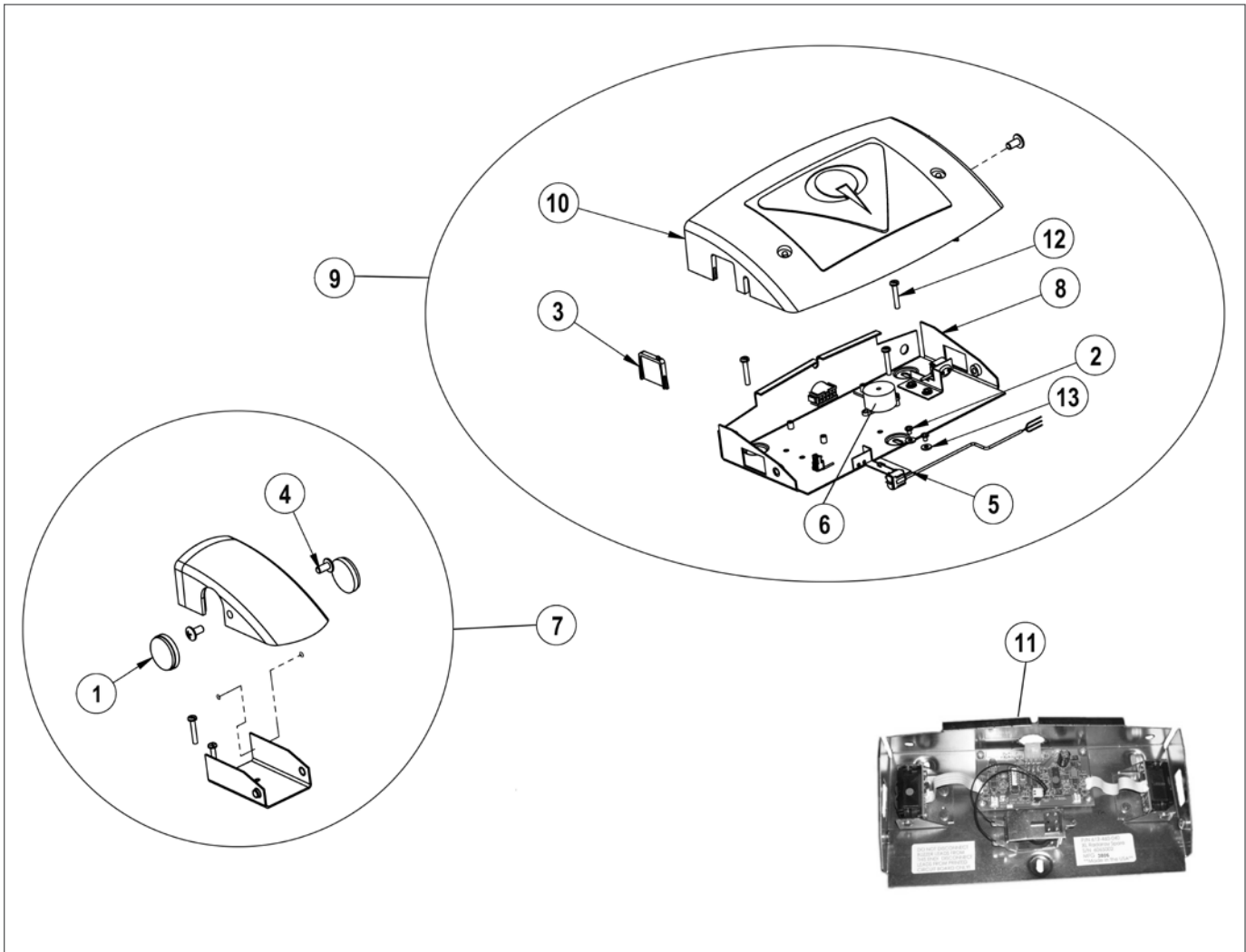


## GUARDS & SAFETY LABELS

ITEM	QTY	PART NUMBER	DESCRIPTION
1	4	070 004 691	Rear Guard Bracket
2	2	070 010 238	Front Guard Assembly Bracket
3	3	070 011 211	Danger Decal
4	1	070 011 401	Ball Lift Guard Weldment
5	1	088 000 004	Chassis Cover (XLI)
6	2	088 001 083	90XLI Wheel Guard Decal
7	1	088 001 115	Ball Lift Guard, Rear
8	3	088 001 154	End Guard Safety Label
9		088 001 156	Ce Label Kit For Pinspotter Pair
10	2 Button	088 001 160	E-Stop Button & Switch Assembly (XLI)
11	1	088 001 169	Ball Lift Guard, Rear, Kit - Includes Item 7 Plus Mounting Hardware

ITEM	QTY	PART NUMBER	DESCRIPTION
12	2	088 001 174	End Machine Guard Kit, LH
13	6	090 004 028	Warning Label
14	1	090 004 707	Chassis Cover (XL)
15	1	090 004 708	Front End Box Cover
16	1	090 004 709	Front End Cover Guard
17	2	090 005 118	Handrail
18	2	090 005 642	Warning Decal (On Yoke)
19		090 005 827	Universal Front End Box (XL)
20	2	090 007 145	Pinspotter Wheel Guard

# FOUL LIGHTS



## FOUL LIGHTS

ITEM	QTY	PART NUMBER	DESCRIPTION
1	2	088 000 076	Foul Detector Reflector
2	5	088 000 077	6-32 X 3/16 Screw, Pan Head Phillips Not Available (OBS)
3	2	088 000 079	Lens, Foul Detector
4	4	088 000 087	Screw, Ph, Trs Hd, 1/4-20 X .5", Black
5	1	612 088 208	Internal Wire Harness
6	1	088 000 099	XLi Foul Buzzer
7		088 000 128	Reflector Housing Kit Includes Cover, Base, Refelctors, and Screws.
8		088 000 165	Base Plate With Electronics
9		088 000 222	XLi Foul Detector - Includes Base, All Electronics, Cover, and Lens (Shown In Exploded View)
10	1	090 005 892	Radaray Cover XL/XLi (No Led's)
11		612 460 040	Radaray XL Base and Electronics
12	5	824 538 162	Screw, #10 X 1", Slotted Hex Head
13	4	948 631 062	Washer, #6, Flat



# PARTS INDEX

ITEM#	PART#	DESCRIPTION	ASSEMBLY	PAGE#
1	000 021 204	Spring	Kickback Plate Assembly - Ball Side Exit	53
1	000 021 204	Spring	Kickback Plate Assembly Opposite Ball Exit Side	55
1	000 021 224	Vibration Dampener	Bounce Plate and Roller Assembly	56
1	000 021 408	Idler Pulley Assy - Includes Pulley and Bearing #74	Pbl Positive Ball Lift Assembly	71
1	000 021 408	Idler Pulley Assy - Includes Item 11 and The Pulley	Pbl Belt Tightener Assembly	72
1	000 021 423	Shaft Collar	Tie Rod Bracket Assembly - Steel	28
1	000 021 423	Collar With Setscrew	Pbl Light Sensor Assembly	69
1	000 021 423	Collar	Pbl Belt Tensioner Assembly (Old Style)	74
2	000 021 427	Flanged Bearing, .629 X .878 X 1/8	Pbl Light Sensor Assembly	69
1	000 021 528	Saddle	Front End Frame & Platform Assembly, Right Hand Machine	7
1	000 021 528	Saddle	Front End Frame & Platform Assembly - Even Machine	9
1	000 021 575	Insulator	Sweep & Table Cam Switch Assembly	19
1	000 021 575	Insulator	Steel Bin Assembly	39
2	000 021 714	Adjusting Screw	Sweep & Table Cam Switch Assembly	19
2	000 021 786	Frame Adjustment Plate	Front End Frame & Platform Assembly, Right Hand Machine	7
2	000 021 786	Frame Adjustment Plate	Front End Frame & Platform Assembly - Even Machine	9
3	000 021 787	Washer, 9/16 X 1-5/8 X 1/4, Black	Front End Frame & Platform Assembly, Right Hand Machine	7
3	000 021 787	Washer, 9/16 X 1-5/8 X 1/4	Front End Frame & Platform Assembly - Even Machine	9
1	000 021 792	Washer, Flat, 7/8 X 13/32 X 1/8	Back End Drive Motor & Bracket Assembly	63
1	000 021 813	Wiper Support	Positive Ball Lift (Pbl)	67
1	000 021 813	Wiper Support	Pbl Track Rail Assembly	77
2	000 021 814	Wiper Cloth Ring	Positive Ball Lift (Pbl)	67
1	000 021 878	Spacer	Table Drive Assembly	16
2	000 021 880	Rod End Purchase As Part 000 021 880	Table Drive Assembly	16
3	000 021 880	Rod End Assy Includes Items 1, 2, 4, and 44	Table Drive Assembly	16
4	000 021 881	Ball Bearing, .625 X 1.375	Table Drive Assembly	16
2	000 021 914	Bounce Board Channel	Bounce Plate and Roller Assembly	56
1	000 021 992BG	Bumper, Bag of 10	Pin Elevator & Hoop Assembly	61
2	000 022 168	Spring	Steel Bin Assembly	39
2	000 022 172	Drive Sheave	Back End Drive Motor & Bracket Assembly	63
1	000 022 173	Nut, Special	Distributor Assembly Sheet 1	45
1	000 022 173	Nut, Special	Distributor Assembly Sheet 2	47
2	000 022 248	Bracket Weldment L.H. Side, L.H. Machine (Even 7 PS)	Kickback Plate Assembly - Ball Side Exit	53
3	000 022 249	Bearing Bracket Assembly, L.H. Side, L.H. Machine (Even 7 PS) Includes Items 2, 9, 29, and 42	Kickback Plate Assembly - Ball Side Exit	53
1	000 022 286	Cushion Strut Collar	Cushion, Shock Absorber & Curtain Assemblies	59
2	000 022 287	Spring Seating Washer	Cushion, Shock Absorber & Curtain Assemblies	59
3	000 022 288	Spring	Cushion, Shock Absorber & Curtain Assemblies	59
2	000 022 300	Shield	Kickback Plate Assembly Opposite Ball Exit Side	55
4	000 022 300	Shield	Kickback Plate Assembly - Ball Side Exit	53
6	000 022 369	Shaft, L.H. Machine (Even)	Distributor Drive Shaft - Early	42
1	855 349 010	Pin Stop No Longer Available	Table Assembly - Aluminum	23
9	000 022 717	Pin Dist Drive	Distributor Drive Shaft - Early	42
2	000 022 737	1/4 Rod End LH Thread	Table Assembly - Aluminum	23
3	000 022 738	1/4 Rod End RH Thread	Table Assembly - Aluminum	23
4	000 022 770	Sponge Rubber Cushion Pad	Cushion, Shock Absorber & Curtain Assemblies	59
1	000 022 782	Counterbalance Spring	Table To Crossbeam Assembly - Steel	24
1	000 022 782	Spring	Table Torque Tube Assembly - Aluminum	26
3	000 022 788	Box Support	Kickback Plate Assembly Opposite Ball Exit Side	55
5	000 022 788	Box Support	Kickback Plate Assembly - Ball Side Exit	53
4	000 022 794	Block Support, R.H. Side (10 PS)	Kickback Plate Assembly Opposite Ball Exit Side	55
6	000 022 794	Block Support, R.H. Side (10 PS)	Kickback Plate Assembly - Ball Side Exit	53
5	000 022 795	Block Support, L.H. Side (7 PS)	Kickback Plate Assembly Opposite Ball Exit Side	55
7	000 022 795	Block Support, L.H. Side (7 PS)	Kickback Plate Assembly - Ball Side Exit	53
3	000 022 821	Pin	Back End Drive Motor & Bracket Assembly	63
5	000 022 821	Pin	Cushion, Shock Absorber & Curtain Assemblies	59
6	000 022 822	Sleeve	Cushion, Shock Absorber & Curtain Assemblies	59
7	000 022 823	Shock Absorber W/Upper Collar	Cushion, Shock Absorber & Curtain Assemblies	59
8	000 022 824	Shock Assy - Includes Items 1, 2, 3, 6, 7, 37, and 45	Cushion, Shock Absorber & Curtain Assemblies	59
3	000 022 869BG	Washer, 3/8", Bag of 10	Pbl Light Sensor Assembly	69
6	000 022 878	Angle	Kickback Plate Assembly Opposite Ball Exit Side	55
8	000 022 878	Angle	Kickback Plate Assembly - Ball Side Exit	53
7	000 022 924BG	Support Bearing, Bag of 10	Kickback Plate Assembly Opposite Ball Exit Side	55
9	000 022 924BG	Support Bearing, Bag of 10	Kickback Plate Assembly - Ball Side Exit	53
10	000 022 926	Retainer Support	Kickback Plate Assembly - Ball Side Exit	53
1	000 023 104	Flanged Bearing, 1.25 X 1.5 X .953	Sweep Arm Assembly	20
1	000 023 114BG	Flanged Bearing, .628 X .815 X .06, Bag of 10	X Frame To Table Connections	36
2	000 023 114BG	Flanged Bearing, .628 X .81 X .06, Bag of 10	Sweep Arm Assembly	20
1	000 023 139	Crank Arm	Front End Drive	14
8	000 023 431	Clip, Bottom, R.H. Machine (Odd)	Kickback Plate Assembly Opposite Ball Exit Side	55
9	000 023 432	Clip, Bottom, L.H. Machine (Even)	Kickback Plate Assembly Opposite Ball Exit Side	55
10	000 023 464	Support Weldment, R.H. Machine (Odd)	Kickback Plate Assembly Opposite Ball Exit Side	55
11	000 023 465	Support Weldment, L.H. Machine (Even)	Kickback Plate Assembly Opposite Ball Exit Side	55
12	000 023 467	Flanged Bearing, .314 X .434 X .310	Kickback Plate Assembly Opposite Ball Exit Side	55
13	000 023 468	Bracket	Kickback Plate Assembly Opposite Ball Exit Side	55
4	000 023 673	Pin Elevator Drive Sheave	Back End Drive Motor & Bracket Assembly	63
5	000 023 758BG	Gasket Washer, 7/8 X 3/8 X 1/32, Bag of 10	Back End Drive Motor & Bracket Assembly	63



ITEM#	PART#	DESCRIPTION	ASSEMBLY	PAGE#
14	000 023 821	Side Clip Weldment	Kickback Plate Assembly Opposite Ball Exit Side	55
15	000 024 507	Pin Ejector Assembly, L.H. Machine (Even) Includes Items 19, 21, 22, 24, 25, 33, 50, 57, and The Bracket Weldment	Kickback Plate Assembly Opposite Ball Exit Side	55
16	000 024 508	Pin Ejector Assembly, R.H. Machine (Odd) Includes Items 20, 21, 22, 24, 25, 33, 50, 57, and The Bracket Weldment	Kickback Plate Assembly Opposite Ball Exit Side	55
17	000 024 510	Bracket Assembly, L.H. Machine (Even) Includes Items 21, 22 and The Bracket Weldment	Kickback Plate Assembly Opposite Ball Exit Side	55
18	000 024 511	Bracket Assembly, R.H. Machine (Even) Includes Items 21, 22, and The Bracket Weldment	Kickback Plate Assembly Opposite Ball Exit Side	55
19	000 024 512	Pin Ejector Spring, L.H. Machine (Even)	Kickback Plate Assembly Opposite Ball Exit Side	55
20	000 024 513	Pin Ejector Spring, R.H. Machine (Odd)	Kickback Plate Assembly Opposite Ball Exit Side	55
21	000 024 515	Sleeve Bearing, .44 X .56 X 3/4	Kickback Plate Assembly Opposite Ball Exit Side	55
22	000 024 516	Sleeve Bearing, .44 X .56 X 3/8	Kickback Plate Assembly Opposite Ball Exit Side	55
9	000 024 534	Hanger Ear	Cushion, Shock Absorber & Curtain Assemblies	59
3	000 024 576	Front Roller Assy - Includes Items 4, 9, and 13	Bounce Plate and Roller Assembly	56
4	000 024 578	Roller Body	Bounce Plate and Roller Assembly	56
5	000 024 579	Roller Hinge	Bounce Plate and Roller Assembly	56
6	000 024 580	Shaft Hinge	Bounce Plate and Roller Assembly	56
7	000 024 582BG	Pin, Bag of 2	Bounce Plate and Roller Assembly	56
8	000 024 590	Bearing	Bounce Plate and Roller Assembly	56
9	000 024 592	Hinge Assy - Includes Items 5, 6, 7, 8, 9, and 32	Bounce Plate and Roller Assembly	56
10	000 024 597	Link Assembly, Brass W/ Grease Fitting	Bounce Plate and Roller Assembly	56
2	000 024 603	Spring	Pbl Positive Ball Lift Assembly	71
3	000 024 605	Lower Retainer	Pbl Positive Ball Lift Assembly	71
4	000 024 606	Upper Support	Pbl Positive Ball Lift Assembly	71
	000 024 606	New Style Support Bracket & Hardware	Gripper Kit	77
5	000 024 607	Tube	Pbl Positive Ball Lift Assembly	71
6	000 024 608	Upper Retainer	Pbl Positive Ball Lift Assembly	71
3	000 024 610	Clamp Stud	Positive Ball Lift (Pbl)	67
4	000 024 615	Shaft	Pbl Light Sensor Assembly	69
5	000 024 616	Clamp Stud	Pbl Light Sensor Assembly	69
11	000 024 641	Stop Bumper	Kickback Plate Assembly - Ball Side Exit	53
7	000 024 647	Roller	Pbl Positive Ball Lift Assembly	71
8	000 024 648	Pivot Pin	Pbl Positive Ball Lift Assembly	71
9	000 024 650	Roller Assembly - Includes Items 7 & 73	Pbl Positive Ball Lift Assembly	71
10	000 024 651	Link Assy, Lower - Includes Casting and Items 70 & 71	Pbl Positive Ball Lift Assembly	71
3	000 024 657	Spring	Sweep & Table Cam Switch Assembly	19
11	000 024 659	Lower Yoke	Pbl Positive Ball Lift Assembly	71
12	000 024 661	Pulley	Pbl Positive Ball Lift Assembly	71
2	000 024 663	Track Cover, Black Rubber	Pbl Track Rail Assembly	77
3	000 024 666	Track Rail Weldment	Pbl Track Rail Assembly	77
4	000 024 668	Track Support Bracket Weldment	Pbl Track Rail Assembly	77
12	000 024 668	Track Support Bracket	Kickback Plate Assembly - Ball Side Exit	53
4	000 024 673	Spring	Positive Ball Lift (Pbl)	67
1	000 024 679	Ball Bearing, .625 X 1.375	Pbl Ratchet Drive Assembly	75
2	000 024 679	Bearing	Distributor Assembly Sheet 1	45
2	000 024 679	Bearing	Distributor Assembly Sheet 2	47
13	000 024 716	Spring Holder	Pbl Positive Ball Lift Assembly	71
14	000 024 720	Link Assy, Upper - Includes Casting and Items 13, 70 & 72	Pbl Positive Ball Lift Assembly	71
11	000 024 760	Link, Nyloil Plastic	Bounce Plate and Roller Assembly	56
10	000 024 795	Plank, L.H. Machine (Even)	Cushion, Shock Absorber & Curtain Assemblies	59
11	000 024 796	Plank, R.H. Machine (Odd)	Cushion, Shock Absorber & Curtain Assemblies	59
12	000 024 801BG	Washer, Bag of 2	Cushion, Shock Absorber & Curtain Assemblies	59
13	000 024 807	Rubber Cushion, R.H. Machine (Odd)	Cushion, Shock Absorber & Curtain Assemblies	59
14	000 024 808	Rubber Cushion, L.H. Machine (Even)	Cushion, Shock Absorber & Curtain Assemblies	59
15	000 024 811	Pulley Assembly, R.H. (Even)	Pbl Positive Ball Lift Assembly	71
16	000 024 812	Pulley Assembly, L.H. (Odd)	Pbl Positive Ball Lift Assembly	71
13	000 024 890	Setscrew	Kickback Plate Assembly - Ball Side Exit	53
23	000 024 890	Setscrew	Kickback Plate Assembly Opposite Ball Exit Side	55
8	000 024 892	Ball Bearing Retainer	Distributor Drive Shaft - Early	42
1	000 024 893	Drive Shaft Asm LH (Even Machine)	Distributor Drive Shaft - Early	42
1	000 025 004	7/16 RH Rod End W/ Grease Fitting	Tie Rod Assemblies	29
2	000 025 005	7/16 LH Rod End W/ Grease Fitting	Tie Rod Assemblies	29
1	000 025 079	Block Male 14 Pin	Table Wireway Assembly - Aluminum & Steel	27
1	000 025 549	Lock Collar With Setscrew	Yoke & Spotting Cup Assembly	37
2	000 025 556BG	Locking Spring Catch, Bag of 2	Table Wireway Assembly - Aluminum & Steel	27
12	000 025 622	Bonding Strap	Bounce Plate and Roller Assembly	56
13	000 025 662BG	Screw, Nylon Locking, Bag of 10	Bounce Plate and Roller Assembly	56
24	000 025 803	Roller, Pin Ejector Assembly	Kickback Plate Assembly Opposite Ball Exit Side	55
25	000 025 804	Shaft, Pin Ejector Assembly	Kickback Plate Assembly Opposite Ball Exit Side	55
1	000 026 031	Spring	Pbl Belt Tensioner Assembly	73
2	000 026 031	Spring	Pbl Belt Tensioner Assembly (Old Style)	74
3	000 026 031	Belt Tightener Spring	Distributor Assembly Sheet 2	47
5	000 026 031	Spring	Positive Ball Lift (Pbl)	67
6	000 026 031	Spring	Pbl Light Sensor Assembly	69
2	000 026 032	Spring	Yoke & Spotting Cup Assembly	37
2	000 026 032	Distributor Lateral Drive Spring	Pin Elevator & Hoop Assembly	61

# PARTS INDEX

ITEM#	PART#	DESCRIPTION	ASSEMBLY	PAGE#
2	000 026 042	Microswitch	Table To Crossbeam Assembly - Steel	24
2	000 026 042	Microswitch	Table Torque Tube Assembly - Aluminum	26
4	000 026 042	Microswitch	Sweep & Table Cam Switch Assembly	19
1	000 026 043	Switch	Durabin	40
3	000 026 043	Microswitch	Steel Bin Assembly	39
3	000 026 081	Spring Post Sleeve	Distributor Assembly Sheet 1	45
4	000 026 251BG	Bearing Roller, Threaded, Field Replacement, Bag of 10	Steel Bin Assembly	39
4	000 026 251BG	Roller Bearing, Threaded, Bag of 10	Distributor Assembly Sheet 2	47
5	000 026 401	Shaft	Sweep & Table Cam Switch Assembly	19
6	000 026 419	Housing Weldment	Sweep & Table Cam Switch Assembly	19
15	000 026 450	Curtain Assembly	Cushion, Shock Absorber & Curtain Assemblies	59
7	000 026 461BG	Bearing Uniball	Distributor Drive Shaft - Early	42
26	000 026 464	Kickback Bracket	Kickback Plate Assembly Opposite Ball Exit Side	55
2	000 026 865BG	Washer, Bag of 10	Pbl Ratchet Drive Assembly	75
4	000 026 865BG	Washer, Bag of 10	Distributor Assembly Sheet 1	45
7	000 027 016	Roller	Sweep & Table Cam Switch Assembly	19
1	000 027 099	Apron & Mat Assembly, RH (Even)	Back End Assembly	51
2	000 027 100	Apron & Mat Assembly, LH (Odd)	Back End Assembly	51
2	000 027 264	Spacer	Pbl Belt Tensioner Assembly	73
7	000 027 264	Spacer	Pbl Light Sensor Assembly	69
3	000 027 368	Plow & Mat Assembly, LH (Even)	Back End Assembly	51
4	000 027 372	Plow & Mat Assembly, RH (Odd)	Back End Assembly	51
14	000 027 641	Thrust Bearing	Kickback Plate Assembly - Ball Side Exit	53
27	000 027 641	Thrust Bearing	Kickback Plate Assembly Opposite Ball Exit Side	55
15	000 027 642	Front Roller Support Washer	Kickback Plate Assembly - Ball Side Exit	53
17	000 027 642	Washer	Pbl Positive Ball Lift Assembly	71
28	000 027 642	Washer	Kickback Plate Assembly Opposite Ball Exit Side	55
29	000 027 645	Bearing Assy., L.H. Side, R.H. Machine (Odd 7 PS) Includes Items 7, 39, 49, and The Bracket Weldment	Kickback Plate Assembly Opposite Ball Exit Side	55
30	000 027 646	Bearing Assy., R.H. Side, L.H. Machine (Even 10 PS) Includes Items 7, 39, 49, and The Bracket Weldment	Kickback Plate Assembly Opposite Ball Exit Side	55
18	000 027 996	Rubber Cushion	Pbl Positive Ball Lift Assembly	71
19	000 027 998	Retainer	Pbl Positive Ball Lift Assembly	71
20	000 028 057	Retainer	Pbl Positive Ball Lift Assembly	71
31	000 028 334BG	Washer, Bag of 10	Kickback Plate Assembly Opposite Ball Exit Side	55
16	000 028 362BG	Bumper, Urethane, Bag of 10	Kickback Plate Assembly - Ball Side Exit	53
3	000 028 441BG	Guide Socket, Bag of 10	Table Wireway Assembly - Aluminum & Steel	27
4	000 028 442BG	Guide Pin, Bag of 10	Table Wireway Assembly - Aluminum & Steel	27
16	000 028 519	Rivet, Rubber	Cushion, Shock Absorber & Curtain Assemblies	59
17	000 028 529	Rivet, Urethane	Cushion, Shock Absorber & Curtain Assemblies	59
21	000 028 737	Shaft	Pbl Positive Ball Lift Assembly	71
17	000 029 015	Pivot Stud	Kickback Plate Assembly - Ball Side Exit	53
32	000 029 015	Pivot Stud	Kickback Plate Assembly Opposite Ball Exit Side	55
3	000 029 068	Rubber Mounting	Pin Elevator & Hoop Assembly	61
5	000 029 068	Rubber Mounting	Back End Assembly	51
1	000 029 073BG	Washer, Bag of 10	Distributor Drive Shaft - Later	43
2	000 029 073BG	Washer, Bag of 10	Distributor Drive Shaft - Early	42
33	000 029 317	Stop Pin	Kickback Plate Assembly Opposite Ball Exit Side	55
2	000 029 603	Shaft	Pbl Belt Tightener Assembly	72
3	000 029 605	Pivot Shaft	Pbl Belt Tensioner Assembly	73
3	000 029 605	Shaft	Pbl Belt Tensioner Assembly (Old Style)	74
4	000 029 606	Pivot Shaft, Short	Pbl Belt Tensioner Assembly	73
4	000 029 606	Shaft	Pbl Belt Tensioner Assembly (Old Style)	74
8	000 029 611BG	Washer, Uniball Bearing, Bag of 10	Pbl Light Sensor Assembly	69
22	000 029 613	Rail	Pbl Positive Ball Lift Assembly	71
5	000 029 614	Uniball Bearing	Steel Bin Assembly	39
14	000 029 626	Angle Support	Bounce Plate and Roller Assembly	56
6	000 029 629	Down Sweep Weldment	Positive Ball Lift (Pbl)	67
18	000 029 640	Kickback Panel	Kickback Plate Assembly - Ball Side Exit	53
5	000 029 659	Hanger Arm Assy - Includes Casting and Item 10	Pbl Belt Tensioner Assembly	73
5	000 029 659	Hanger Arm Assembly - Includes Casting and #14 Sleeve Bearings	Pbl Belt Tensioner Assembly (Old Style)	74
23	000 029 660	Shaft	Pbl Positive Ball Lift Assembly	71
24	000 029 661	Shock Absorber	Pbl Positive Ball Lift Assembly	71
19	000 029 672	Bearing Bracket Assembly, R.H. Side, R.H. Machine Includes Items 9, 29, 42, and The Bracket Weldment	Kickback Plate Assembly - Ball Side Exit	53
9	000 029 696	Adjustment Tube Assy - Includes Items 2 and 10	Pbl Light Sensor Assembly	69
10	000 029 697	Adjustment Tube	Pbl Light Sensor Assembly	69
7	000 029 910	Shim	Positive Ball Lift (Pbl)	67
	051 000 0043	Shock Mount	Xli Chassis Components, 90XL Chassis & XL Chassis	65
6	070 001 184	Strap Weldment	Back End Assembly	51
7	070 001 185	Brace	Back End Assembly	51
8	070 001 195	Pin Seating Rod	Back End Assembly	51
18	070 001 389	Curtain Latch Spring	Cushion, Shock Absorber & Curtain Assemblies	59
19	070 001 396	Curtain Latch Pin	Cushion, Shock Absorber & Curtain Assemblies	59
9	070 001 412	Plow & Mat Assembly, Small, RH (Odd)	Back End Assembly	51
4	070 001 415	Rail Stop Bracket	Pin Elevator & Hoop Assembly	61
20	070 001 421	Strap	Cushion, Shock Absorber & Curtain Assemblies	59

ITEM#	PART#	DESCRIPTION	ASSEMBLY	PAGE#
21	070 001 422	U-Bolt	Cushion, Shock Absorber & Curtain Assemblies	59
22	070 001 432	Pad	Cushion, Shock Absorber & Curtain Assemblies	59
3	070 001 557	Table Tie Rod	Tie Rod Assemblies	29
1	070 001 585	Spot Link Pin	Spot & Respot Linkages	18
2	070 001 587	Spring Hanger Pin	Spot & Respot Linkages	18
3	070 001 591	Pin	Table To Crossbeam Assembly - Steel	24
3	070 001 591	Pin For Table Arm Over-Travel Lever Assembly	Table Torque Tube Assembly - Aluminum	26
4	070 001 596	Angle Bracket	Front End Frame & Platform Assembly, Right Hand Machine	7
4	070 001 596	Angle Bracket	Front End Frame & Platform Assembly - Even Machine	9
5	070 001 601	Respot Rod Assy - Aluminum Table	Tie Rod Assemblies	29
6	070 001 602	Spot Rod Assy - Aluminum Table	Tie Rod Assemblies	29
3	070 001 605	Upper Spotting Link Assy - Includes Upper Spotting Link and Flange Bearings (#7)	Spot & Respot Linkages	18
4	070 001 606	Respot Tie Rod (Rod Only)	Spot & Respot Linkages	18
7	070 001 606	Respot Tie Rod - Rod Only	Tie Rod Assemblies	29
8	070 001 607	Spot Rod Only - Aluminum Table	Tie Rod Assemblies	29
8	070 001 644	Lever	Sweep & Table Cam Switch Assembly	19
2	070 001 664	Clamp Stud	Front End Drive	14
4	070 001 668	Spring Roller	Table Torque Tube Assembly - Aluminum	26
5	070 001 698	Pit Light Bracket	Front End Frame & Platform Assembly, Right Hand Machine	7
5	070 001 698	Pit Light Bracket	Front End Frame & Platform Assembly - Even Machine	9
3	070 001 699	Sweep Shaft	Front End Drive	14
4	070 001 707	Extension Spring	Front End Drive	14
1	070 001 777	Link Pin	Solenoid Operated Shuttle Assembly	15
4	070 001 804	Pivot Weldment	Table Assembly - Aluminum	23
2	070 001 807	Respot Lever Spring	Tie Rod Bracket Assembly - Steel	28
5	070 001 807	Spring	Table Assembly - Aluminum	23
6	070 001 817	Platform Angle Weldment	Front End Frame & Platform Assembly, Right Hand Machine	7
6	070 001 817	Platform Angle Weldment	Front End Frame & Platform Assembly - Even Machine	9
7	070 001 819	Platform Support Weldment	Front End Frame & Platform Assembly, Right Hand Machine	7
7	070 001 819	Platform Support Weldment	Front End Frame & Platform Assembly - Even Machine	9
	070 001 840	Table Drive Assembly	Table Drive Assembly	16
5	070 001 849	Washer, 1 X 5/8 X 1/8	Table Drive Assembly	16
4	070 001 852	off-Spot Lever	Table To Crossbeam Assembly - Steel	24
5	070 001 852	Table Arm Over-Travel Lever	Table Torque Tube Assembly - Aluminum	26
5	070 001 853	Spring	Table To Crossbeam Assembly - Steel	24
6	070 001 853	Spring	Table Torque Tube Assembly - Aluminum	26
6	070 001 854	Adjustment Screw	Table To Crossbeam Assembly - Steel	24
7	070 001 854	Table Arm Over-Travel Lever Special Screw	Table Torque Tube Assembly - Aluminum	26
5	070 001 857BG	Nylon Roller, Bag of 2	Distributor Assembly Sheet 2	47
6	070 001 857BG	Nylon Roller, Bag of 2	Table Drive Assembly	16
6	070 001 871	Screw Hex Hd Cap	Table Assembly - Aluminum	23
14	070 001 877	Eccentric, Table Drive	Table Drive Assembly	16
9	070 001 893	Cam Ball Assembly	Table Drive Assembly	16
10	070 001 894	Pivot Pin	Table Drive Assembly	16
12	070 001 898	Latch Assembly	Table Drive Assembly	16
1	070 001 907	Pit Light Support Bracket, R.H. (10 PS)	Front End Electrical Installation, XL	10
1	070 001 907	Pit Light Support Bracket, R.H. (10 PS)	Front End Electrical Installation, XLI	11
1	070 001 907	Bracket	Dual Pit Light XL	12
1	070 001 907	Pit Light Mounting Bracket, RH (10 Pin Side)	Dual Pit Light XLI	13
2	070 001 908	Pit Light Support Bracket, L.H. (7 PS)	Front End Electrical Installation, XL	10
2	070 001 908	Pit Light Support Bracket, L.H. (7 PS)	Front End Electrical Installation, XLI	11
2	070 001 908	Bracket	Dual Pit Light XL	12
2	070 001 908	Pit Light Mounting Bracket, LH (7 Pin Side)	Dual Pit Light XLI	13
11	070 001 917BG	Compression Spring, Bag of 5	Table Drive Assembly	16
5	070 001 919BG	Flanged Bearing, .627 X .814 X .870, Bag of 10	Spot & Respot Linkages	18
13	070 001 931	Spring	Table Drive Assembly	16
14	070 001 932	Pin	Table Drive Assembly	16
25	070 001 995	Upper Yoke W/ Nut	Pbl Positive Ball Lift Assembly	71
6	070 001 996	Spotting Arm Latch	Spot & Respot Linkages	18
34	070 002 027	Kickback Panel	Kickback Plate Assembly Opposite Ball Exit Side	55
15	070 002 034	Rear Roller Assy - Includes Item 8 and Roller	Bounce Plate and Roller Assembly	56
23	070 002 050	Tube Weldment, R.H. Machine (Odd)	Cushion, Shock Absorber & Curtain Assemblies	59
10	070 002 169	Plow & Mat Assembly, Small, LH (Even)	Back End Assembly	51
24	070 002 252	Tube Weldment, L.H. Machine (Even)	Cushion, Shock Absorber & Curtain Assemblies	59
7	070 002 577	Stud	Table Assembly - Aluminum	23
3	070 002 578	Spot Lever Assembly - Includes Items 7 and 11	Tie Rod Bracket Assembly - Steel	28
8	070 002 578	Lever Spot Assembly	Table Assembly - Aluminum	23
9	070 002 578	Spot Lever Assembly	Tie Rod Assemblies	29
4	070 002 579	Finger Lever Assy - Includes Items 5 and 11	Tie Rod Bracket Assembly - Steel	28
9	070 002 579	Finger Lever Assembly	Table Assembly - Aluminum	23
10	070 002 581	Tie Rod	Table Assembly - Aluminum	23
11	070 002 583	Link Assembly	Table Assembly - Aluminum	23
12	070 002 584	Pin Bell Crank	Table Assembly - Aluminum	23
13	070 002 585	Shaft	Table Assembly - Aluminum	23
5	070 002 589	Finger Lever - Not Available Separately	Tie Rod Bracket Assembly - Steel	28
6	070 002 590	Finger Link	Tie Rod Bracket Assembly - Steel	28
14	070 002 590	Finger Link	Table Assembly - Aluminum	23

# PARTS INDEX

ITEM#	PART#	DESCRIPTION	ASSEMBLY	PAGE#
15	070 002 592	Pin Purchase As Part 090 005 629	Table Assembly - Aluminum	23
16	070 002 594	Tie Rod Assembly	Table Assembly - Aluminum	23
17	070 002 596	Spring Yoke Return (Not Shown)	Table Assembly - Aluminum	23
7	070 002 599	Spot Lever - Not Available Separately	Tie Rod Bracket Assembly - Steel	28
3	070 002 602	Inner Lever	Yoke & Spotting Cup Assembly	37
4	070 002 603	Outer Lever	Yoke & Spotting Cup Assembly	37
5	070 002 609	Pin	Yoke & Spotting Cup Assembly	37
6	070 002 612	Link Order Part 070 002 612	Yoke & Spotting Cup Assembly	37
7	070 002 612	Link Assembly - Includes Items 6 and 37	Yoke & Spotting Cup Assembly	37
8	070 002 616	Shaft #2	Yoke & Spotting Cup Assembly	37
9	070 002 617	Shaft #3	Yoke & Spotting Cup Assembly	37
10	070 002 620	Spacer	Yoke & Spotting Cup Assembly	37
1	070 002 629	Yoke, Arm Assy - Includes Items 2 and Yoke Casting	Respot Cell Assembly	33
1	070 002 630BG	Flanged Bearing, .252 X .315 X .218, Bag of 20	Front Actuator & Connector Assemblies	30
1	070 002 630BG	Flange Bearing, .252 X .315 X .218, Bag of 20	Respot Cell Assembly, Cells 1 Through 6	34
1	070 002 630BG	Flanged Bearing, .252 X .315 X .218, Bag of 20	Respot Cell Assembly, Cells 7 Through 10	35
2	070 002 630BG	Bushing, Yoke, Bag of 20	Respot Cell Assembly	33
3	070 002 644	Yoke Plate Assy - Includes Item 2 and Yoke Plate	Respot Cell Assembly	33
2	070 002 645	Lever Assembly Shaft	Respot Cell Assembly, Cells 1 Through 6	34
2	070 002 645	Lever Assembly Shaft	Respot Cell Assembly, Cells 7 Through 10	35
4	070 002 645	Shaft	Respot Cell Assembly	33
3	070 002 651	Respot Lever	Respot Cell Assembly, Cells 1 Through 6	34
3	070 002 651	Respot Lever	Respot Cell Assembly, Cells 7 Through 10	35
5	070 002 651	Lever Respot Yoke Pivot	Respot Cell Assembly	33
5	070 002 652BG	Bushing Sleeve (Used In Item 8), Bag of 20	Table Wireway Assembly - Aluminum & Steel	27
15	070 002 652BG	Bushing .252 X .315 X .5, Bag of 20	Table Drive Assembly	16
1	070 002 653BG	Flanged Bearing, .252 X .315 X .38, Bag of 20	Table & Respot Links	31
2	070 002 653BG	Flanged Bearing, .252 X .315 X .33, Bag of 20	Solenoid Operated Shuttle Assembly	15
4	070 002 653BG	Flanged Bearing, .252 X .315 X .38, Bag of 20	Respot Cell Assembly, Cells 1 Through 6	34
4	070 002 653BG	Flanged Bearing, .252 X .315 X .38, Bag of 20	Respot Cell Assembly, Cells 7 Through 10	35
6	070 002 653BG	Bushing Flanged Respot Lever, Bag of 20	Table Wireway Assembly - Aluminum & Steel	27
6	070 002 653BG	Bushing, Flange, Bag of 20	Respot Cell Assembly	33
18	070 002 653BG	Bushing, Bag of 20	Table Assembly - Aluminum	23
2	070 002 671	Respot Link	Table & Respot Links	31
7	070 002 671	Link Respot Connector	Table Wireway Assembly - Aluminum & Steel	27
8	070 002 678*	Lever Respot Ass'y (Lever. With Items 5 & 6)*	Table Wireway Assembly - Aluminum & Steel	27
19	070 002 681BG	Pin 1/4, Respot Lever Pivot, Bag of 10	Table Assembly - Aluminum	23
11	070 002 683	Yoke, Casting Only *	Yoke & Spotting Cup Assembly	37
12	070 002 688	Spring, R.H. Wound, (7 PS & #3 Shaft)	Yoke & Spotting Cup Assembly	37
13	070 002 689	Spring, L.H. Wound, R.H. Side (10 PS)	Yoke & Spotting Cup Assembly	37
7	070 002 691BG	Flanged Bearing, .627 X .752 X 1/2, Bag of 10	Spot & Respot Linkages	18
5	070 002 695	Yoke Plate, Not Available Separately, Purchase As 070002644 Yoke Plate Assembly	Respot Cell Assembly, Cells 1 Through 6	34
5	070 002 695	Yoke Plate, Not Available Separately, Purchase As 070002644 Yoke Plate Assembly	Respot Cell Assembly, Cells 7 Through 10	35
8	070 002 698	Spherical Bushing	Table Torque Tube Assembly - Aluminum	26
20	070 002 702	Stop Respot	Table Assembly - Aluminum	23
21	070 002 715	Bushing	Table Assembly - Aluminum	23
14	070 002 719	Spring Sleeve	Yoke & Spotting Cup Assembly	37
15	070 002 723BG	Pin, Actuator Shaft, Bag of 10	Yoke & Spotting Cup Assembly	37
8	070 002 724	Shifter Link - Not Available Separately	Tie Rod Bracket Assembly - Steel	28
9	070 002 725	Cam Link	Tie Rod Bracket Assembly - Steel	28
22	070 002 726	Shaft	Table Assembly - Aluminum	23
10	070 002 727	Shifter Link & Bearing Assy - Includes Items 8 and 12	Tie Rod Bracket Assembly - Steel	28
10	070 002 727	Shifter Link Assembly	Tie Rod Assemblies	29
23	070 002 727	Link and Bearing Assembly	Table Assembly - Aluminum	23
11	070 002 728	Cam Link Assembly	Tie Rod Assemblies	29
24	070 002 728	Cam Link Assembly	Table Assembly - Aluminum	23
25	070 002 732BG	Spring, Bag of 2	Table Assembly - Aluminum	23
26	070 002 733	Screw	Table Assembly - Aluminum	23
27	070 002 734	Bracket	Table Assembly - Aluminum	23
11	070 002 745BG	Flanged Bearing, .6265 X .814 X 1/2, Bag of 10	Tie Rod Bracket Assembly - Steel	28
28	070 002 745BG	Bushing, Bag of 10	Table Assembly - Aluminum	23
6	070 002 750BG	Screw, Flat Head, Bag of 10	Respot Cell Assembly, Cells 1 Through 6	34
6	070 002 750BG	Screw, Flat Head, Bag of 10	Respot Cell Assembly, Cells 7 Through 10	35
7	070 002 750BG	Screw, Bag of 10	Respot Cell Assembly	33
8	070 002 752BG	Bumper Extrusion, Bag of 2	Respot Cell Assembly	33
9	070 002 766	Link Wireway	Table Wireway Assembly - Aluminum & Steel	27
10	070 002 768	Link 8 Pin	Table Wireway Assembly - Aluminum & Steel	27
11	070 002 769	Link 9 Pin	Table Wireway Assembly - Aluminum & Steel	27
12	070 002 770	Link 10 Pin	Table Wireway Assembly - Aluminum & Steel	27
13	070 002 771	Plate	Table Wireway Assembly - Aluminum & Steel	27
14	070 002 772BG	Pin, Bag of 10	Table Wireway Assembly - Aluminum & Steel	27
15	070 002 773BG	Grommet, Bag of 10	Table Wireway Assembly - Aluminum & Steel	27
16	070 002 774BG	Pin, Bag of 2	Table Wireway Assembly - Aluminum & Steel	27
16	070 002 776	Cone Style Roller Bearing	Table Drive Assembly	16
17	070 002 777	Bearing Cup	Table Drive Assembly	16

ITEM#	PART#	DESCRIPTION	ASSEMBLY	PAGE#
8	070 002 778	Housing & Cup Assembly	Table Drive Assembly	16
18	070 002 778	Crank Housing & Cup Assembly		
	070 002 779	Includes Items 17, 19, 31, 40, and Housing (Not Available Separately) Eccentric & Cone Assembly	Table Drive Assembly	16
		Includes Aluminum Table Eccentric and Item 16	Table Drive Assembly	16
19	070 002 780	Roller Bearing Cup	Table Drive Assembly	16
12	070 002 781	Needle Bearing	Tie Rod Bracket Assembly - Steel	28
29	070 002 781	Needle Bearing	Table Assembly - Aluminum	23
16	070 002 784	Spotting Cup Liner	Yoke & Spotting Cup Assembly	37
17	070 002 787BG	U-Bolt, Bag of 2	Yoke & Spotting Cup Assembly	37
18	070 002 788	Cap	Yoke & Spotting Cup Assembly	37
9	070 002 792	Frame Respot Weld	Respot Cell Assembly	33
19	070 002 809	Spotting Cup Casting Only **	Yoke & Spotting Cup Assembly	37
17, 18	070 002 814	Link Assembly	Table Wireway Assembly - Aluminum & Steel	27
3	070 002 815BG	Spacer Bushing, Bag of 10	Table & Respot Links	31
19	070 002 815BG	Spacer Bushing, Bag of 10	Table Wireway Assembly - Aluminum & Steel	27
13	070 002 816	Cam Follower	Tie Rod Bracket Assembly - Steel	28
30	070 002 816	Cam Follower W/ Grease Fitting	Table Assembly - Aluminum	23
20	070 002 824	Cone & Seal Bearing Assembly	Table Drive Assembly	16
3	070 003 106	Main Pivot Shaft	Sweep Arm Assembly	20
4	070 003 117	Drive Link Spacer	Sweep Arm Assembly	20
5	070 003 221	Screw, Sweep Link Assembly	Sweep Arm Assembly	20
6	070 003 221	Screw, Hex, 3/8 - 16 X 3-1/2	Back End Drive Motor & Bracket Assembly	63
6	070 003 232	Main Pivot Spacer, Long	Sweep Arm Assembly	20
7	070 003 233	Main Pivot Spacer, Short	Sweep Arm Assembly	20
8	070 003 238	Link Assembly, Sweep Stabilizer, With Bumper	Sweep Arm Assembly	20
5	070 003 243	Crank Arm Screw	Front End Drive	14
9	070 003 243	Screw, Hex, 1/2 13 X 2 1/2	Sweep Arm Assembly	20
20	070 004 642	Ball Lift Stop Bracket	Kickback Plate Assembly - Ball Side Exit	53
8	070 004 654	Track Support Bracket	Front End Frame & Platform Assembly, Right Hand Machine	7
8	070 004 654	Track Support Bracket	Front End Frame & Platform Assembly - Even Machine	9
8	070 004 654	Track Support Bracket	Positive Ball Lift (Pbl)	67
9	070 004 669	Ball Wiper Cloth	Positive Ball Lift (Pbl)	67
10	070 004 670	Dust Trap	Positive Ball Lift (Pbl)	67
1	070 004 691	Rear Guard Bracket	Guards and Safety Labels	81
25	070 004 738	Guard	Cushion, Shock Absorber & Curtain Assemblies	59
20	070 005 602	Cable	Table Wireway Assembly - Aluminum & Steel	27
26	070 005 610	Curtain Link	Cushion, Shock Absorber & Curtain Assemblies	59
6	070 006 004	Tube	Distributor Assembly Sheet 2	47
7	070 006 007	Support Weldment	Distributor Assembly Sheet 2	47
8	070 006 009	Belt Runner Support Assy - Includes Item 7	Distributor Assembly Sheet 2	47
9	070 006 011	Pulley Assembly - Includes Item 2 and Pulley	Distributor Assembly Sheet 2	47
10	070 006 013	Pin Guide	Distributor Assembly Sheet 2	47
11	070 006 014	Shaft	Distributor Assembly Sheet 2	47
12	070 006 015	Trip Arm Assy, RH, Includes Casting With Factory Rollers (10 PS)	Distributor Assembly Sheet 2	47
13	070 006 016	Trip Arm Assy, LH, Includes Casting With Factory Rollers (7 PS)	Distributor Assembly Sheet 2	47
14	070 006 019	Spring Collar	Distributor Assembly Sheet 2	47
15	070 006 021	Tube Assembly, Front - Includes Item 67 and Tube	Distributor Assembly Sheet 2	47
16	070 006 029	Connecting Link	Distributor Assembly Sheet 2	47
5	070 006 030	Safety Link Spring	Pin Elevator & Hoop Assembly	61
5	070 006 034	Spring, Linear	Distributor Assembly Sheet 1	45
17	070 006 035	Spring	Distributor Assembly Sheet 2	47
18	070 006 036BG	Belt Lacing, Bag of 10	Distributor Assembly Sheet 2	47
19	070 006 037BG	Belt Pin, Bag of 10	Distributor Assembly Sheet 2	47
20	070 006 042	Belt Runner, Rear	Distributor Assembly Sheet 2	47
6	070 006 043	Spacer	Pin Elevator & Hoop Assembly	61
7	070 006 044	Spring Post Nut, 3/8 - 16	Pin Elevator & Hoop Assembly	61
8	070 006 045	Distributor Support Post	Pin Elevator & Hoop Assembly	61
9	070 006 047	Safety Link Tube	Pin Elevator & Hoop Assembly	61
6	070 006 048	Bolt, Special	Distributor Assembly Sheet 1	45
7	070 006 048	Bolt, Special	Table To Crossbeam Assembly - Steel	24
7	070 006 049	Shaft, Arm	Distributor Assembly Sheet 1	45
8	070 006 051	Arm	Distributor Assembly Sheet 1	45
9	070 006 052	Drive Arm	Distributor Assembly Sheet 1	45
21	070 006 055	Carriage, Front	Distributor Assembly Sheet 2	47
10	070 006 061	Cam Support Shaft	Distributor Assembly Sheet 1	45
11	070 006 064	Bearing Spacer	Distributor Assembly Sheet 1	45
12	070 006 065	Race Clamp	Distributor Assembly Sheet 1	45
13	070 006 069	Nut, Special	Distributor Assembly Sheet 1	45
14	070 006 071	Cam Follower	Distributor Assembly Sheet 1	45
15	070 006 073	Thrust Washer	Distributor Assembly Sheet 1	45
16	070 006 074	Bearing, Needle Thrust, 1.252 X 1.917	Distributor Assembly Sheet 1	45
17	070 006 075	Needle Bearing, Closed End	Distributor Assembly Sheet 1	45
18	070 006 076	Needle Bearing, Open End	Distributor Assembly Sheet 1	45
19	070 006 077	Shaft	Distributor Assembly Sheet 1	45
20	070 006 082	Spring Post Pin	Distributor Assembly Sheet 1	45
21	070 006 084	Trip Stop Support Bracket	Distributor Assembly Sheet 1	45



# PARTS INDEX

ITEM#	PART#	DESCRIPTION	ASSEMBLY	PAGE#
10	070 006 098	Rail, R.H. Machine (Odd - Not Shown)	Pin Elevator & Hoop Assembly	61
11	070 006 099	Rail, L.H. Machine (Even)	Pin Elevator & Hoop Assembly	61
5	070 006 101	Shaft R.H. Machine (Odd)	Distributor Drive Shaft - Early	42
3	070 006 102	Drive Shaft Asm RH (Odd Machine)	Distributor Drive Shaft - Early	42
22	070 006 103	Support Guide, L.H. (7 PS)	Distributor Assembly Sheet 2	47
23	070 006 104	Support Guide R.H. (10 PS)	Distributor Assembly Sheet 2	47
24	070 006 105	Tube Assembly - Includes Items 26, 27, and 67	Distributor Assembly Sheet 2	47
25	070 006 106	Tracking Bracket	Distributor Assembly Sheet 2	47
26	070 006 107	Belt Tightener Tube	Distributor Assembly Sheet 2	47
6	070 006 108	Spacer	Steel Bin Assembly	39
27	070 006 108	Spacer	Distributor Assembly Sheet 2	47
28	070 006 109	Roller Assembly Link	Distributor Assembly Sheet 2	47
22	070 006 111	Sleeve	Distributor Assembly Sheet 1	45
29	070 006 111	Spring Post Sleeve	Distributor Assembly Sheet 2	47
3	070 006 116	Clamp Stud, 1/4 X 1 1/8	Solenoid Operated Shuttle Assembly	15
30	070 006 116	Clamp Stud	Distributor Assembly Sheet 2	47
31	070 006 117	Bearing, Grooved, Concentric	Distributor Assembly Sheet 2	47
32	070 006 118	Bearing, Grooved, Eccentric	Distributor Assembly Sheet 2	47
33	070 006 120	Carriage Support Tube	Distributor Assembly Sheet 2	47
10	070 006 121BG	Washer, Bag of 10	Sweep Arm Assembly	20
23, 24	070 006 121BG	Washer, Distributor Clutch, Bag of 10	Distributor Assembly Sheet 1	45
25	070 006 125	Worm	Distributor Assembly Sheet 1	45
26	070 006 126	Friction Disc	Distributor Assembly Sheet 1	45
27	070 006 128	Spring Assembly	Distributor Assembly Sheet 1	45
28	070 006 130	Clutch Plate	Distributor Assembly Sheet 1	45
29	070 006 136	Casting & Bearing Assy	Distributor Assembly Sheet 1	45
34	070 006 137	Belt Guard	Distributor Assembly Sheet 2	47
35	070 006 139	Inner Spacer	Distributor Assembly Sheet 2	47
36	070 006 140	Outer Spacer	Distributor Assembly Sheet 2	47
2	070 006 142BG	Bumper, Bag of 10	Durabin	40
3	070 006 142BG	Bumper, Bag of 10	Pbl Ratchet Drive Assembly	75
8	070 006 142BG	Bumper, Bag of 10	Steel Bin Assembly	39
30	070 006 142BG	Bumper, Bag of 10	Distributor Assembly Sheet 1	45
37	070 006 142BG	Bumper, Bag of 10	Distributor Assembly Sheet 2	47
31	070 006 149	Indexing Cam	Distributor Assembly Sheet 1	45
1	070 006 254	Side Tube, Short	Shuttle Assembly	41
2	070 006 256	Outside Tube	Shuttle Assembly	41
3	070 006 259	Shuttle Arm Bracket	Shuttle Assembly	41
4	070 006 266	Bin Spring Strap	Shuttle Assembly	41
5	070 006 268	Strap	Shuttle Assembly	41
4	070 006 276	Shuttle Drive Spring	Solenoid Operated Shuttle Assembly	15
5	070 006 277	Spring Washer	Solenoid Operated Shuttle Assembly	15
6	070 006 278	Cam Link	Solenoid Operated Shuttle Assembly	15
7	070 006 280	Spring Clip	Solenoid Operated Shuttle Assembly	15
8	070 006 282	Link, Spotting Solenoid	Solenoid Operated Shuttle Assembly	15
9	070 006 283	Shuttle Drive Link Spring	Solenoid Operated Shuttle Assembly	15
10	070 006 284	Clamp Stud 5/16 X 1 3/4	Solenoid Operated Shuttle Assembly	15
11	070 006 287	Pin, Long	Solenoid Operated Shuttle Assembly	15
13	070 006 295	Shuttle Operating Rod Lever	Solenoid Operated Shuttle Assembly	15
12	070 006 307	Link Assembly	Solenoid Operated Shuttle Assembly	15
26	070 006 320	Shaft Assy. Adj. 9 1/2" - 11" Spacing	Pbl Positive Ball Lift Assembly	71
27	070 006 325	Shaft Assy. Fxd. 9 1/2" - 11" Spacing	Pbl Positive Ball Lift Assembly	71
28	070 006 328	Shaft Assy. Fxd. 11" - "12-5/8" Spacing	Pbl Positive Ball Lift Assembly	71
29	070 006 329	Shaft Assy Adj. 11" - "12-5/8" Spacing	Pbl Positive Ball Lift Assembly	71
30	070 006 330	Shaft Assy. Fxd. 12-5/8" - 14" Spacing	Pbl Positive Ball Lift Assembly	71
31	070 006 333	Shaft Assy. Adj. 12-5/8" - 14" Spacing	Pbl Positive Ball Lift Assembly	71
9	070 006 351	Rod, Bin Assembly	Steel Bin Assembly	39
10	070 006 353	Pin Guide	Steel Bin Assembly	39
11	070 006 354BG	Shock Mount, Bin Assembly, Bag of 10	Steel Bin Assembly	39
12	070 006 356	Switch Actuator	Steel Bin Assembly	39
12	070 006 358	Bracket Asy For Bin	Tie Rod Assemblies	29
13	070 006 358	Bracket Assembly	Steel Bin Assembly	39
14	070 006 359	Bracket, Bin Assembly	Steel Bin Assembly	39
15	070 006 360	Channel Weldment, Long	Steel Bin Assembly	39
16	070 006 363	Channel, Short	Steel Bin Assembly	39
17	070 006 364	Spacer, Pin Butt Guide	Steel Bin Assembly	39
18	070 006 365	Spacer/Head Guide, Pins 2 & 3	Steel Bin Assembly	39
19	070 006 366	Spacer/Head Guide, Pins 4, 5, & 6	Steel Bin Assembly	39
20	070 006 369	Pin Guide, R.H. (10 PS)	Steel Bin Assembly	39
21	070 006 370	Pin Guide, L.H. (7 PS)	Steel Bin Assembly	39
3	070 006 371	Support Bracket	Durabin	40
22	070 006 371	Bin Assembly Support Bracket	Steel Bin Assembly	39
23	070 006 372	Stringer, Center, R.H. (7 PS)	Steel Bin Assembly	39
24	070 006 373	Stringer, Center, L.H. (10 PS)	Steel Bin Assembly	39
25	070 006 376	Stringer, Outside, R.H. (10 PS)	Steel Bin Assembly	39
26	070 006 377	Stringer, Outside, L.H. (7 PS)	Steel Bin Assembly	39
27	070 006 380	Pin Guide (10 PS of Pins 2-6)	Steel Bin Assembly	39

ITEM#	PART#	DESCRIPTION	ASSEMBLY	PAGE#
28	070 006 381	Pin Guide (7 PS of Pins 2-6)	Steel Bin Assembly	39
29	070 006 384	Bracket, #5 Pin Only	Steel Bin Assembly	39
30	070 006 386	Track Assembly, L.H. (7 PS)	Steel Bin Assembly	39
31	070 006 388	Track Assembly, R.H. (10 PS)	Steel Bin Assembly	39
32	070 006 389	Pin Guide, #1 Pin	Steel Bin Assembly	39
33	070 006 390	Spacer	Steel Bin Assembly	39
34	070 006 402	Shaft, Bin Assembly	Steel Bin Assembly	39
35	070 006 403	Clamp Stud	Steel Bin Assembly	39
9	070 006 405	Angle Weldment	Front End Frame & Platform Assembly, Right Hand Machine	7
9	070 006 405	Angle Weldment	Front End Frame & Platform Assembly - Even Machine	9
36	070 006 408	Lever	Steel Bin Assembly	39
10	070 006 411	Bracket Weldment Bin Assembly, R.H. (10 PS)	Front End Frame & Platform Assembly, Right Hand Machine	7
10	070 006 411	Bracket Weldment, Bin Assembly, R.H. (10 PS)	Front End Frame & Platform Assembly - Even Machine	9
11	070 006 413	Bracket Weldment Bin Assembly, L.H. (7 PS)	Front End Frame & Platform Assembly, Right Hand Machine	7
11	070 006 413	Bracket Weldment, Bin Assembly, L.H. (7 PS)	Front End Frame & Platform Assembly - Even Machine	9
12	070 006 414	Platform Support Bracket	Front End Frame & Platform Assembly, Right Hand Machine	7
12	070 006 414	Platform Support Bracket	Front End Frame & Platform Assembly - Even Machine	9
6	070 006 417	Table Cam Weldment	Front End Drive	14
3	070 006 420	Table & Sweep Cam Switch Assembly	Front End Electrical Installation, XL	10
7	070 006 420	Table Cam Switch & Lever Assembly	Front End Drive	14
13	070 006 425	Platform, R.H. (Odd 10 PS)	Front End Frame & Platform Assembly, Right Hand Machine	7
13	070 006 425	Platform, L.H. (Even 7 PS)	Front End Frame & Platform Assembly - Even Machine	9
14	070 006 426	Platform, L.H. (Even 7 PS)	Front End Frame & Platform Assembly, Right Hand Machine	7
14	070 006 426	Platform, R.H. (Even 10 PS)	Front End Frame & Platform Assembly - Even Machine	9
8	070 006 427	Shuttle Cam	Front End Drive	14
37	070 006 429	Arm Assembly - Includes Items 5, 41, and Casting	Steel Bin Assembly	39
6	070 006 447	Spring, Shuttle Assembly	Shuttle Assembly	41
9	070 006 449	Sb & Sc Sweep Cam Weldment	Front End Drive	14
10	070 006 450	Sa Sweep Cam Weldment	Front End Drive	14
14	070 006 456	Stop Lever	Solenoid Operated Shuttle Assembly	15
8	070 006 481	Spotting Arm Link Assy - Includes Arm and Items 5 & 19	Spot & Respot Linkages	18
13	070 006 481	Spot Link Assembly	Tie Rod Assemblies	29
15	070 006 490	Platform Support Bracket	Front End Frame & Platform Assembly, Right Hand Machine	7
15	070 006 490	Platform Support Bracket	Front End Frame & Platform Assembly - Even Machine	9
9	070 006 492	Respot Arm Link Assy - Includes Items Arm and Items 5 & 19	Spot & Respot Linkages	18
11	070 006 492	Respot Arm Link Assembly	Front End Drive	14
14	070 006 492	Respot Arm Link Assembly	Tie Rod Assemblies	29
10	070 006 493	Ball Joint Assembly	Spot & Respot Linkages	18
12	070 006 493	Ball Joint Assembly	Front End Drive	14
38	070 006 659	Shaft	Distributor Assembly Sheet 2	47
39	070 006 661	Trip Rocker Arm Weldment	Distributor Assembly Sheet 2	47
32	070 006 666	Pulley, Distributor Drive Belt	Distributor Assembly Sheet 1	45
21	070 006 669	Link 7 Pin	Table Wireway Assembly - Aluminum & Steel	27
40	070 006 671	Tube, Middle	Distributor Assembly Sheet 2	47
41	070 006 672	Carriage Casting, Rear	Distributor Assembly Sheet 2	47
10	070 006 674	Respot Cell Assy. (For #7 Cell Only) - Not Shown	Respot Cell Assembly	33
33	070 006 676	Sleeve	Distributor Assembly Sheet 1	45
42	070 006 683	Tube Assembly, Middle - Includes Items 40 and 67	Distributor Assembly Sheet 2	47
34	070 006 685	Pivot	Distributor Assembly Sheet 1	45
35	070 006 686	Pinion Gear Assembly	Distributor Assembly Sheet 1	45
43	070 006 688	Carriage Support Casting Assy - Includes Casting and Item 52	Distributor Assembly Sheet 2	47
36	070 006 691	Stop Blade	Distributor Assembly Sheet 1	45
37	070 006 692	Clutch Plate Assembly	Distributor Assembly Sheet 1	45
15	070 006 724	Link, Shuttle Spring	Solenoid Operated Shuttle Assembly	15
11	070 006 728	Cam Follower Bearing Assembly	Spot & Respot Linkages	18
11	070 006 728	Cam Follower	Pbl Light Sensor Assembly	69
16	070 006 728	Cam Follower	Solenoid Operated Shuttle Assembly	15
21	070 006 729	Spring Disc	Table Drive Assembly	16
32	070 006 746	Shaft, Lower, Straight Bore	Pbl Positive Ball Lift Assembly	71
33	070 006 748	Spacer	Pbl Positive Ball Lift Assembly	71
13	070 006 765	Shaft Plate	Front End Drive	14
38	070 007 119	Drive Arm Assy - Includes Items 2, 9, 11, 14, and 60	Distributor Assembly Sheet 1	45
4	070 007 192BG	Washer, 1/4X1.00x.05, Bag of 10	Durabin	40
7	070 007 192BG	Washer, Respot Cell, Bag of 10	Respot Cell Assembly, Cells 1 Through 6	34
7	070 007 192BG	Washer, Respot Cell, Bag of 10	Respot Cell Assembly, Cells 7 Through 10	35
11	070 007 192BG	Washer, Respot Cell, Bag of 10	Respot Cell Assembly	33
34	070 007 192BG	Washer, Bag of 10	Pbl Positive Ball Lift Assembly	71
8	070 007 193BG	Respot Cell Spacer, Bag of 10	Respot Cell Assembly, Cells 1 Through 6	34
8	070 007 193BG	Respot Cell Spacer, Bag of 10	Respot Cell Assembly, Cells 7 Through 10	35
12	070 007 193BG	Spacer, Respot Cell, Bag of 10	Respot Cell Assembly	33
13	070 007 194BG	Stud, Long, Bag of 5	Respot Cell Assembly	33
9	070 007 195BG	Stud, Short, Bag of 5	Respot Cell Assembly, Cells 1 Through 6	34
9	070 007 195BG	Stud, Short, Bag of 5	Respot Cell Assembly, Cells 7 Through 10	35
14	070 007 195BG	Stud, Short, Bag of 5	Respot Cell Assembly	33
15	070 007 196BG	Bushing, Flange, Bag of 5	Respot Cell Assembly	33
16	070 007 200	Respot Cell Assy. (For Cells 1 Thru 6 and 8 Thru 10) - Not Shown	Respot Cell Assembly	33
7	070 007 250	Link & Hub Assembly	Table Drive Assembly	16

# PARTS INDEX

ITEM#	PART#	DESCRIPTION	ASSEMBLY	PAGE#
22	070 007 250	Link Assembly Includes Items 7 and 15	Table Drive Assembly	16
11	070 007 276	Rod	Sweep Arm Assembly	20
12	070 007 278	Tube Weldment	Sweep Arm Assembly	20
13	070 007 283	Bumper	Sweep Arm Assembly	20
35	070 007 291	Clutch Bearing	Pbl Positive Ball Lift Assembly	71
9	070 007 295	Table Support Weldment, R.H. (10 PS)	Table Torque Tube Assembly - Aluminum	26
15	070 007 295	Table Support Weldment R.H.	Tie Rod Assemblies	29
10	070 007 296	Table Support Weldment, L.H. (7 PS)	Table Torque Tube Assembly - Aluminum	26
16	070 007 296	Table Support Weldment L.H. (Not Shown)	Tie Rod Assemblies	29
11	070 007 302	Spacer	Table Torque Tube Assembly - Aluminum	26
8	070 007 303	Leveling Rod Spacer	Table To Crossbeam Assembly - Steel	24
17	070 007 303	Spacer, 7/16 I.D.	Tie Rod Assemblies	29
23	070 007 310	Flanged Bearing, .502 X .871 X 1.20	Table Drive Assembly	16
24	070 007 311	Sleeve, Table Drive Assembly	Table Drive Assembly	16
11	070 007 359	Support Bracket	Back End Assembly	51
27	070 007 360	Support Bracket Weldment	Cushion, Shock Absorber & Curtain Assemblies	59
39	070 007 376BG	Thrust Washer, Bag of 5	Distributor Assembly Sheet 1	45
16	070 007 509	Elevating Nut	Front End Frame & Platform Assembly, Right Hand Machine	7
16	070 007 509	Elevating Nut	Front End Frame & Platform Assembly - Even Machine	9
17	070 007 510	Elevating Setscrew	Front End Frame & Platform Assembly, Right Hand Machine	7
17	070 007 510	Elevating Setscrew	Front End Frame & Platform Assembly - Even Machine	9
2	070 007 586	Universal Joint, Steel	Distributor Drive Shaft - Later	43
31	070 007 616BG	Pin 5/16, Bag of 10	Table Assembly - Aluminum	23
18	070 007 617BG	Stud, Pivot, 5/16 Dia. Shaft, Bag of 10	Respot Cell Assembly	33
19	070 007 618	Lever Assy - Includes Items 4, 6 and Lever Casting**	Respot Cell Assembly	33
20	070 007 620	Lever Assy, #7 Cell - Includes Items 4, 6 and Lever Casting***	Respot Cell Assembly	33
32	070 007 622	Lever Respot W Flange Bushing	Table Assembly - Aluminum	23
4	070 007 623	Lever, Respot Assembly - Includes Item 1 and Lever Casting	Table & Respot Links	31
22	070 007 623**	Lever Respot Ass'y (Lever. With Item 6)**	Table Wireway Assembly - Aluminum & Steel	27
10	070 007 651BG	Washer-Nylon-Dist Bag of 10	Respot Cell Assembly, Cells 1 Through 6	34
3	070 007 747	Wireway Cover	Front End Electrical Installation, XLI	11
4	070 007 747	Wireway Cover	Front End Electrical Installation, XL	10
4	070 007 748	Front Wireway	Front End Electrical Installation, XLI	11
5	070 007 748	Front Wireway	Front End Electrical Installation, XL	10
9	070 007 752	Spacer	Table To Crossbeam Assembly - Steel	24
12	070 007 752	Spacer	Table Torque Tube Assembly - Aluminum	26
25	070 007 755	Yoke Weldment	Table Drive Assembly	16
16	070 007 769	Ball Idling Bracket Weldment	Bounce Plate and Roller Assembly	56
18	070 007 843	Unistrut, Long	Front End Frame & Platform Assembly, Right Hand Machine	7
18	070 007 843	Unistrut, Long	Front End Frame & Platform Assembly - Even Machine	9
19	070 007 844	Unistrut, Short	Front End Frame & Platform Assembly, Right Hand Machine	7
19	070 007 844	Unistrut, Short	Front End Frame & Platform Assembly - Even Machine	9
4	070 008 004	Universal Joint, Plastic	Distributor Drive Shaft - Early	42
20	070 008 126	Clamp Bar	Front End Frame & Platform Assembly, Right Hand Machine	7
20	070 008 126	Clamp Bar	Front End Frame & Platform Assembly - Even Machine	9
17	070 008 132	Link Assembly	Solenoid Operated Shuttle Assembly	15
18	070 008 133BG	Link Assembly Spacer, Bag of 2	Solenoid Operated Shuttle Assembly	15
19	070 008 135	Link Assembly	Solenoid Operated Shuttle Assembly	15
5	070 008 191	Ball Lift Bracket	Pbl Track Rail Assembly	77
11	070 008 207	Rail Weldment	Positive Ball Lift (Pbl)	67
36	070 008 210	Sheave	Pbl Positive Ball Lift Assembly	71
37	070 008 211	Sheave	Pbl Positive Ball Lift Assembly	71
4	070 008 212	Spacer	Pbl Ratchet Drive Assembly	75
12	070 008 212	Spacer	Positive Ball Lift (Pbl)	67
38	070 008 212	Spacer	Pbl Positive Ball Lift Assembly	71
39	070 008 215	Belt Tightener Weldment	Pbl Positive Ball Lift Assembly	71
40	070 008 217	Short Spacer	Pbl Positive Ball Lift Assembly	71
41	070 008 218	Spacer, Long	Pbl Positive Ball Lift Assembly	71
26	070 008 321	Latch Arm Assy (1/8" Spring Pin Hole)	Table Drive Assembly	16
27	070 008 322	Link Actuator Assembly	Table Drive Assembly	16
28	070 008 325	Pin Actuator Assembly	Table Drive Assembly	16
12	070 008 449	Spacer	Pin Elevator & Hoop Assembly	61
2	070 010 238	Front Guard Assembly Bracket	Guards and Safety Labels	81
42	070 011 002	Lower Support	Pbl Positive Ball Lift Assembly	71
43	070 011 004	Tube & Support Assy - Includes Items 4, 5, 42 & 79	Pbl Positive Ball Lift Assembly	71
21	070 011 005	Door Weldment, L.H. Machine (Even)	Kickback Plate Assembly - Ball Side Exit	53
22	070 011 006	Door Weldment, R.H. Machine (Odd)	Kickback Plate Assembly - Ball Side Exit	53
5	070 011 009	Bearing Housing Weldment	Pbl Ratchet Drive Assembly	75
6	070 011 013	Crank Weldment	Pbl Ratchet Drive Assembly	75
6	070 011 018	Ball Guide, Steel	Pbl Track Rail Assembly	77
7	070 011 027	Shaft	Pbl Ratchet Drive Assembly	75
8	070 011 028BG	Washer, Bag of 10	Pbl Ratchet Drive Assembly	75
9	070 011 029	Nut	Pbl Ratchet Drive Assembly	75
10	070 011 030BG	Roller, Bag of 10	Pbl Ratchet Drive Assembly	75
11	070 011 031BG	Roller Spacer, Bag of 10	Pbl Ratchet Drive Assembly	75
12	070 011 032	Spring	Pbl Ratchet Drive Assembly	75
13	070 011 033	Pulley	Pbl Ratchet Drive Assembly	75

ITEM#	PART#	DESCRIPTION	ASSEMBLY	PAGE#
13	070 011 034	Extension Rod	Positive Ball Lift (Pbl)	67
14	070 011 035	Strap	Positive Ball Lift (Pbl)	67
14	070 011 036	Bearing & Housing Assy - Includes Items 5 and 24	Pbl Ratchet Drive Assembly	75
15	070 011 037	Crank Assy - Includes Items 1, 3, 6, and 26	Pbl Ratchet Drive Assembly	75
15	070 011 039	Ratchet Assembly	Positive Ball Lift (Pbl)	67
12	070 011 040BG	Ratchet Roller, Bag of 10	Pbl Light Sensor Assembly	69
16	070 011 040BG	Ratchet Roller, Bag of 10	Pbl Ratchet Drive Assembly	75
44	070 011 040BG	Ratchet Roller, Bag of 10	Pbl Positive Ball Lift Assembly	71
45	070 011 041	Belt Tightener Weldment Assembly - Includes Items 39 & 75	Pbl Positive Ball Lift Assembly	71
46	070 011 042	Belt Tightener Assembly		
		Includes 34, 39 40, 41, 44, 46, 53, 62, 66, 74, 75, and 76	Pbl Positive Ball Lift Assembly	71
23	070 011 050	Washer, Special	Kickback Plate Assembly - Ball Side Exit	53
16	070 011 052	Ball Lift Assembly - See Later Page For Full Assembly	Positive Ball Lift (Pbl)	67
7	070 011 063	Shaft	Pbl Track Rail Assembly	77
17	070 011 064	V- Belt, Ratchet Drive	Positive Ball Lift (Pbl)	67
17	070 011 064	V-Belt, Ratchet Drive	Pbl Ratchet Drive Assembly	75
13	070 011 066	Rudder Arm Support Assy - Includes Items 14 & 63	Pbl Light Sensor Assembly	69
14	070 011 067	Rudder Arm Support	Pbl Light Sensor Assembly	69
15	070 011 068	Link Weldment	Pbl Light Sensor Assembly	69
16	070 011 077	Trip Finger	Pbl Light Sensor Assembly	69
17	070 011 079	Rudder Drive Weldment	Pbl Light Sensor Assembly	69
18	070 011 080	Rudder Drive Assy - Includes Items 17, 61 & 63	Pbl Light Sensor Assembly	69
19	070 011 092	Crank Shaft Weldment	Pbl Light Sensor Assembly	69
20	070 011 096	Roller	Pbl Light Sensor Assembly	69
21	070 011 097	Crank Pulley	Pbl Light Sensor Assembly	69
22	070 011 098	Sleeve	Pbl Light Sensor Assembly	69
23	070 011 099P	Cam	Pbl Light Sensor Assembly	69
24	070 011 100	Cam Sensor Weldment	Pbl Light Sensor Assembly	69
25	070 011 105	Roller Assembly - Includes Items 20 & 60	Pbl Light Sensor Assembly	69
26	070 011 107	Trip Arm (Reset Cam)	Pbl Light Sensor Assembly	69
27	070 011 108	Washer	Pbl Light Sensor Assembly	69
6	070 011 109	Spring Clip (Not Shown)	Pbl Belt Tensioner Assembly (Old Style)	74
28	070 011 110	Cam Sensor Assy - Includes Items 24 and 61	Pbl Light Sensor Assembly	69
18	070 011 120	Light Ball Sensor Assembly	Positive Ball Lift (Pbl)	67
29	070 011 121	Plug	Pbl Light Sensor Assembly	69
30	070 011 122	Rudder Arm	Pbl Light Sensor Assembly	69
6	070 011 131	Pulley Weldment	Pbl Belt Tensioner Assembly	73
7	070 011 131	Pulley-Weldment	Pbl Belt Tensioner Assembly (Old Style)	74
8	070 011 133	Shaft	Pbl Belt Tensioner Assembly (Old Style)	74
31	070 011 146	Paddle	Pbl Light Sensor Assembly	69
7	070 011 147	V-Belt, Paddle Drive, Lower	Pbl Belt Tensioner Assembly	73
19	070 011 147	V- Belt, Paddle Drive, Lower	Positive Ball Lift (Pbl)	67
9	070 011 148	V-Belt	Pbl Belt Tensioner Assembly (Old Style)	74
20	070 011 148	V- Belt, Paddle Drive, Upper	Positive Ball Lift (Pbl)	67
32	070 011 148	V-Belt, Paddle Drive, Upper	Pbl Light Sensor Assembly	69
33	070 011 151	Spacer	Pbl Light Sensor Assembly	69
44	070 011 170	Distributor Cable Assembly - Includes Items 45, 49, 50, 51, & 63	Distributor Assembly Sheet 2	47
45	070 011 171	Cable	Distributor Assembly Sheet 2	47
46	070 011 172	Ball Joint Assembly - Includes Items 49 and 51	Distributor Assembly Sheet 2	47
47	070 011 173	Ball Joint Assembly - Includes Items 50 and 51	Distributor Assembly Sheet 2	47
21	070 011 178	Crank Assembly	Positive Ball Lift (Pbl)	67
34	070 011 178	Rudder Drive Crank Assy - Includes Items 19, 21, 35, 54, 57 & 68	Pbl Light Sensor Assembly	69
3	070 011 211	Danger Decal	Guards and Safety Labels	81
18	070 011 217	Ratchet Arm Weldment	Pbl Ratchet Drive Assembly	75
8	070 011 218	Lever Arm Weldment	Pbl Track Rail Assembly	77
35	070 011 225	Crank Adjustment Plate Weldment	Pbl Light Sensor Assembly	69
36	070 011 273	Tab	Pbl Light Sensor Assembly	69
24	070 011 286	Curtain Rod Bushing	Kickback Plate Assembly - Ball Side Exit	53
28	070 011 286	Curtain Rod Bushing	Cushion, Shock Absorber & Curtain Assemblies	59
29	070 011 288	Curtain Rod	Cushion, Shock Absorber & Curtain Assemblies	59
47	070 011 289	Shock Absorber Bracket	Pbl Positive Ball Lift Assembly	71
37	070 011 299	Sensor Brace	Pbl Light Sensor Assembly	69
48	070 011 323	Shock Absorber Assembly		
		Includes 18, 19, 20, 23, 24, 38, 47, 65, 77, 81	Pbl Positive Ball Lift Assembly	71
4	070 011 401	Ball Lift Guard Weldment	Guards and Safety Labels	81
38	070 011 406	Rudder Cam Assy, R.H. (Even) - Includes Rudder Cam and Items 62 & 65	Pbl Light Sensor Assembly	69
39	070 011 407	Rudder Cam Assy, L.H. (Odd) - Includes Cam and Items 62 & 65	Pbl Light Sensor Assembly	69
9	070 011 411	Lift Arm Weldment	Pbl Track Rail Assembly	77
10	070 011 412	Lift Arm Assembly - Includes Items 9 and 24	Pbl Track Rail Assembly	77
11	070 011 413	Lift Assembly - Includes Items 5, 7, 9, 15, 19, 23 & 24	Pbl Track Rail Assembly	77
22	070 011 414	Track Rail Assembly	Positive Ball Lift (Pbl)	67
40	070 011 418	Trip Cam	Pbl Light Sensor Assembly	69
3	070 011 523	Belt Tightener, R.H. Machine (Odd)		
		Includes Items 1, 5, 7, 9, 13, and 14	Pbl Belt Tightener Assembly	72
4	070 011 524	Belt Tightener, L.H. Machine (Even)		
		Includes Items 1, 5, 8, 9, 13, and 14	Pbl Belt Tightener Assembly	72
5	070 011 525	Idler Sheave Assy - Includes Items 6 and 11	Pbl Belt Tightener Assembly	72

# PARTS INDEX

ITEM#	PART#	DESCRIPTION	ASSEMBLY	PAGE#
6	070 011 526	Idler Sheave	Pbl Belt Tightener Assembly	72
7	070 011 527	Arm Assy, R.H. Machine (Odd) - Includes Weldment and Item 10	Pbl Belt Tightener Assembly	72
8	070 011 530	Arm Assy, L.H. Machine (Even) - Includes Weldment and Item 10	Pbl Belt Tightener Assembly	72
10	070 011 530	Spring Extension	Pbl Belt Tensioner Assembly (Old Style)	74
41	070 011 626	Trip Arm Assembly	Pbl Light Sensor Assembly	69
25	070 011 641	Urethane Ball Door Ring, Even Lane	Kickback Plate Assembly - Ball Side Exit	53
26	070 011 642	Urethane Ball Door Ring, Odd Lane	Kickback Plate Assembly - Ball Side Exit	53
49	070 011 795	Upper Shaft, D-Bore	Pbl Positive Ball Lift Assembly	71
50	070 011 796	Lower Shaft, D-Bore	Pbl Positive Ball Lift Assembly	71
23	070 011 810	Belt Tightener	Positive Ball Lift (Pbl)	67
14	070 011 819	Shim, Table & Sweep	Sweep Arm Assembly	20
48	070 011 909	Poly-V Distributor Belt	Distributor Assembly Sheet 2	47
1	088 000 001 02	90XLI Pinspotter Controller (220V 50/60Hz), W/O T2	Chassis and Mounting Bracket Assembly	65
19	088 000 001 02Ce	XLI Ce Chassis W/O T2	Chassis and Mounting Bracket Assembly	65
5	088 000 004	Chassis Cover (XLI)	Guards and Safety Labels	81
5	088 000 005	Even Logic Cable	Front End Electrical Installation, XLI	11
6	088 000 006	Even Power Cable	Front End Electrical Installation, XLI	11
Not Shown	088 000 007	Odd Logic Cable - Not Shown	Front End Electrical Installation, XLI	11
Not Shown	088 000 008	Odd Power Cable - Not Shown	Front End Electrical Installation, XLI	11
20	088 000 019	Switch Membrane, Keypad	Chassis and Mounting Bracket Assembly	65
1	088 000 022	Encoder/Home Sensor Assembly	XLI Motor Replacement Parts	17
9	088 000 024	Dual Pit Light Assembly, Dual Input	Front End Electrical Installation, XLI	11
2	088 000 028	Encoder Disc	XLI Motor Replacement Parts	17
3	088 000 029	Encoder Disc Spacer	XLI Motor Replacement Parts	17
4	088 000 030	Brake Hub 5/8	XLI Motor Replacement Parts	17
5	088 000 032	Encoder Enclosure	XLI Motor Replacement Parts	17
2	088 000 068	Chassis Support Bracket	Chassis and Mounting Bracket Assembly	65
1	088 000 076	Foul Detector Reflector	Foul Lights	82
2	088 000 077	6-32 X 3/16 Screw, Pan Head Phillips - Not Available (OBS)	Foul Lights	82
3	088 000 079	Lens, Foul Detector	Foul Lights	82
10	088 000 080	Ball Detector Assembly	Front End Electrical Installation, XLI	11
4	088 000 087	Screw, Ph, Trs Hd, 1/4-20 X .5", Black	Foul Lights	82
5	612 088 208	Internal Wire Harness	Foul Lights	82
6	088 000 099	XLI Foul Buzzer	Foul Lights	82
Not Shown	088 000 104	Home Run Cable, Mcu	Chassis and Mounting Bracket Assembly	65
13	088 000 107	Home Assembly	Front End Electrical Installation, XLI	11
6	088 000 115	50 Hertz Motor (Motor Only)	XLI Motor Replacement Parts	17
7	088 000 116	60 Hertz Motor (Motor Only)	XLI Motor Replacement Parts	17
7	088 000 128	Reflector Housing Kit - Includes Cover, Base, Refelctors, and Screws.	Foul Lights	82
14	088 000 145	Front End Motor Assy, 50 Hz	Front End Electrical Installation, XLI	11
15	088 000 146	Front End Motor Assy, 60 Hz	Front End Electrical Installation, XLI	11
Not Shown	088 000 151	Stacklight Bulb, Push-In Pin Lock Base	Chassis and Mounting Bracket Assembly	65
Not Shown	088 000 152	Logic Power Fuse, 1A, 250V	Chassis and Mounting Bracket Assembly	65
Not Shown	088 000 153	Solenoid & Pit Light Fuse, 1A, 250V	Chassis and Mounting Bracket Assembly	65
8	088 000 165	Base Plate With Electronics	Foul Lights	82
16	088 000 189	Reflector, XLI Ball Detector	Front End Electrical Installation, XLI	11
Not Shown	088 000 213	Stacklight Bulb, Screw Base	Chassis and Mounting Bracket Assembly	65
9	088 000 222	XLI Foul Detector - Includes Base, All Electronics, Cover, and Lens (Shown In Exploded View)	Foul Lights	82
21	088 000 225	Led Stacklight Assembly	Chassis and Mounting Bracket Assembly	65
4	088 001 089	Decal, Sweep, Qamf, XLI	Sweep Bar Mounting Assembly	21
5	088 001 094	Switch Actuator Weldmnt, Durabin I	Durabin	40
7	088 001 115	Ball Lift Guard, Rear	Guards and Safety Labels	81
12	088 001 120	Even Machine Tread Plate	Back End Assembly	51
13	088 001 121	Odd Machine Tread Plate	Back End Assembly	51
8	088 001 154	End Guard Safety Label	Guards and Safety Labels	81
9	088 001 156	Ce Label Kit For Pinspotter Pair	Guards and Safety Labels	81
10	088 001 160	E-Stop Button & Switch Assembly (XLI)	Guards and Safety Labels	81
11	088 001 169	Ball Lift Guard, Rear, Kit - Includes Item 7 Plus Mounting Hardware	Guards and Safety Labels	81
12	088 001 174	End Machine Guard Kit, LH	Guards and Safety Labels	81
6	088 001 083	90XLI Wheel Guard Decal	Guards and Safety Labels	81
6	088 001 200	Durabin Switch Spring	Durabin	40
7	088 001 211	Pin Holder	Shuttle Assembly	41
12	088 001 230	Thimble, Urethane (For Use With Gripper Track Cover Only)	Pbl Track Rail Assembly	77
	088 001 230	Thimbles	Gripper Kit	77
13	088 001 231	Gripper Rail Cover	Pbl Track Rail Assembly	77
	088 001 231	Gripper Rail Cover (Lower)	Gripper Kit	77
14	088 001 232	Upper Rail Cover, Black Rubber	Pbl Track Rail Assembly	77
	088 001 232	Upper Rail Cover, Black Rubber	Gripper Kit	77
51	088 001 233	Ball Lift Belt	Pbl Positive Ball Lift Assembly	71
	088 001 233	Ball Lift Belt	Gripper Kit	77
7	088 001 264	Bin Frame Edge Trim	Durabin	40
8	088 001 286	Brake & Splined Hub	XLI Motor Replacement Parts	17
17	088 001 292	Reflector Kit - Includes 2 Reflectors and Bracket	Front End Electrical Installation, XLI	11
15	088 001 353	Tie Rod Assembly	Sweep Arm Assembly	20
8	088 001 600	Durabin li	Durabin	40
9	088 001 601	Durabin li Frame Weldment	Durabin	40



ITEM#	PART#	DESCRIPTION	ASSEMBLY	PAGE#
10	088 001 602	Durabin li Bin Switch Assembly	Durabin	40
11	088 001 603	Shuttle Rear Support Guide	Durabin	40
12	088 001 604	Spacer, .25X.375X.375, Steel	Spacer	40
13	088 001 605	Hat Replacement Spacer	Durabin	40
14	088 001 606	Durabin li Switch Bracket	Durabin	40
15	088 001 607	Durabin li Shuttle Support, 7-Side	Durabin	40
16	088 001 608	Durabin li Switch Actuator	Durabin	40
17	088 001 610	Durabin li Shuttle Support, 10-Side	Durabin	40
18	088 001 617	Durabin li Shuttle Assy - Not Shown	Durabin	40
19	612088204S	Durabin li Assy and Frame - Includes All Durabin li Parts Shown.	Durabin	40
7	088 004 501-02	Gearbox, R.H. Machine, 60 Hz (Odd)	Back End Drive Motor & Bracket Assembly	63
8	088 004 502-02	Gearbox, L.H. Machine, 60 Hz (Even)	Back End Drive Motor & Bracket Assembly	63
6	088 004 504	Front End Gearbox, 60Hz	Front End Electrical Installation, XL	10
12	088 004 504	Front End Gearbox, 60Hz	Front End Electrical Installation, XLi	11
9	088 004 506-02	Gearbox, R.H. Machine, 50 Hz (Odd)	Back End Drive Motor & Bracket Assembly	63
10	088 004 507-02	Gearbox, L.H. Machine, 50 Hz (Even)	Back End Drive Motor & Bracket Assembly	63
7	088 004 509	Front End Gearbox, 50Hz	Front End Electrical Installation, XL	10
11	088 004 509	Front End Gearbox, 50Hz	Front End Electrical Installation, XLi	11
1	088 005 500	Respot Tie Rod Assembly	Table & Bracket Assembly	25
4	088 005 500	Respot Tie Rod Assy - Steel Table, Black Tie Rod Bracket	Tie Rod Assemblies	29
2	088 005 501	Spot Tie Rod Assembly	Table & Bracket Assembly	25
12	088 005 501	Spot Tie Rod Assembly	Spot & Respot Linkages	18
18	088 005 501	Spot Tie Rod Assy - Steel Table, Black Tie Rod Bracket	Tie Rod Assemblies	29
1	088 005 502	Table	Table & Respot Cells	32
3	088 200 180	Chassis Rear Cover Strap	Chassis and Mounting Bracket Assembly	65
4	088 200 486	Controller Mounting Weldment	Chassis and Mounting Bracket Assembly	65
21	088 200 566	Cross Beam Weldment	Front End Frame & Platform Assembly, Right Hand Machine	7
21	088 200 566	Crossbeam Weldment	Front End Frame & Platform Assembly - Even Machine	9
5	088 200 568	Chassis Cover Assembly, Wide	Chassis and Mounting Bracket Assembly	65
8	088 500 153	Cross Tube, Long	Shuttle Assembly	41
9	088 500 155	Side Tube, Long	Shuttle Assembly	41
10	088 500 157	Tube, Center	Shuttle Assembly	41
11	088 500 158	Cross Tube, Short	Shuttle Assembly	41
12	088 500 161	End Clamp, Front and Rear of Steel Bin Pinspotters,		
		Front Only On Durabin Equipped Pinspotters	Shuttle Assembly	41
13	088 500 163	Shuttle Rear End Clamp For Durabin	Shuttle Assembly	41
13	088 500 163BG	Shuttle Rear End Clamp For Durabin, Bag of 16	Shuttle Assembly	41
17	088 500 505BX	Black Carpet Belt	Bounce Plate and Roller Assembly	56
14	088-005-503	Tie Rod Bracket	Tie Rod Bracket Assembly - Steel	28
11	090 001 130	Distributor Drive Housing	Back End Drive Motor & Bracket Assembly	63
8	090 002 014	Shaft	Pbl Belt Tensioner Assembly	73
24	090 002 015	Belt Tensioner Assembly	Positive Ball Lift (Pbl)	67
9	090 002 016	Spring Extension	Pbl Belt Tensioner Assembly	73
25	090 002 016	Spring Extension	Positive Ball Lift (Pbl)	67
3	090 002 017	Shaft, LH Machine (Even)	Distributor Drive Shaft - Later	43
4	090 002 018	Shaft, RH Machine (Odd)	Distributor Drive Shaft - Later	43
5	090 002 019	Ball Bearing	Distributor Drive Shaft - Later	43
5	090 002 020	Link Body	Table & Respot Links	31
23	090 002 020	Link Body	Table Wireway Assembly - Aluminum & Steel	27
15	090 002 024	Cradle Liner	Pbl Track Rail Assembly	77
10	090 002 028	Spring Roller Pin	Table To Crossbeam Assembly - Steel	24
22	090 002 028	Pin Spring Roller	Front End Frame & Platform Assembly, Right Hand Machine	7
22	090 002 028	Pin Spring Roller	Front End Frame & Platform Assembly - Even Machine	9
6	090 002 034	Ball Bearing Retainer	Distributor Drive Shaft - Later	43
13	090 002 065	Pin Wheel Belt	Pin Elevator & Hoop Assembly	61
24	090 002 538	Table Connector Bracket	Table Wireway Assembly - Aluminum & Steel	27
Not Shown	090 002 775	Solenoid & Pit Light Fuse, 1A, 250V	Chassis and Mounting Bracket Assembly	65
Not Shown	090 002 776	Fuse, Logic Power, 1A, Fast Blow	Chassis and Mounting Bracket Assembly	65
40	090 003 077	Orienter Pan	Distributor Assembly Sheet 1	45
14	090 003 102	Hoop Weldment	Pin Elevator & Hoop Assembly	61
15	090 003 111	Upper Guard Support	Pin Elevator & Hoop Assembly	61
16	090 003 112	Distributor Mount	Pin Elevator & Hoop Assembly	61
17	090 003 116	Spacer	Pin Elevator & Hoop Assembly	61
52	090 003 401	Clutch Race, Long	Pbl Positive Ball Lift Assembly	71
20	090 003 459	Damper Base	Solenoid Operated Shuttle Assembly	15
12	090 003 508	Tensioner Assembly	Back End Drive Motor & Bracket Assembly	63
6	090 003 509	Motor Mount Weldment	Chassis and Mounting Bracket Assembly	65
13	090 003 509	Motor Mount Weldment	Back End Drive Motor & Bracket Assembly	63
14	090 003 516	50Hz Gearmotor Assembly	Front End Drive	14
15	090 003 517	60Hz Gearmotor Assembly	Front End Drive	14
8	090 003 703	Dual Pit Light Cable - Used On Items 10, 11, and 13	Front End Electrical Installation, XL	10
9	090 003 714	Motor Cable Large Plug	Front End Electrical Installation, XL	10
Not Shown	090 003 748	Brake Capacitor, 110V	Chassis and Mounting Bracket Assembly	65
14	090 003 766	Motor, 60 Hz	Back End Drive Motor & Bracket Assembly	63
11	090 003 795	Counterbalance Spring Roller	Table To Crossbeam Assembly - Steel	24
23	090 003 795	Counterbalance Spring Roller	Front End Frame & Platform Assembly, Right Hand Machine	7
23	090 003 795	Counterbalance Spring Roller	Front End Frame & Platform Assembly - Even Machine	9

# PARTS INDEX

ITEM#	PART#	DESCRIPTION	ASSEMBLY	PAGE#
10	090 003 800	Pit Light Assembly, 120V, 60 Hz	Front End Electrical Installation, XL	10
11	090 003 801	Pit Light Assembly, 240V, 50 Hz	Front End Electrical Installation, XL	10
13	090 003 803	Pit Light Assembly, 240V, 60 Hz	Front End Electrical Installation, XL	10
17	088 200 566	Crossbeam Weldment	Front End Drive	14
20	088 200 566	Crossbeam Weldment	Tie Rod Assemblies	29
24	090 004 002	Side Frame, R.H. (Odd 10 PS)	Front End Frame & Platform Assembly, Right Hand Machine	7
24	090 004 003	Side Frame, R.H. (Even 10 PS)	Front End Frame & Platform Assembly - Even Machine	9
25	090 004 006	Side Frame, L.H. (Odd 7 PS)	Front End Frame & Platform Assembly, Right Hand Machine	7
25	090 004 006	Side Frame, L.H. (Odd 7 PS)	Front End Frame & Platform Assembly - Even Machine	9
12	090 004 007	Tube Hanger Bracket	Table To Crossbeam Assembly - Steel	24
13	090 004 007	Torque Tube Hanger Assembly	Table Torque Tube Assembly - Aluminum	26
16	090 004 007	Torque Tube Hanger	Sweep Arm Assembly	20
14	090 004 008	Table Torque Tube Weldment - New Part Number 090-005-645	Table Torque Tube Assembly - Aluminum	26
17	090 004 010	Sweep Rocker Arm	Sweep Arm Assembly	20
21	090 004 017	Respot Lever Shaft	Solenoid Operated Shuttle Assembly	15
13	090 004 028	Warning Label	Guards and Safety Labels	81
20	090 004 033	Clamp	Yoke & Spotting Cup Assembly	37
18	090 004 055	Washer	Pin Elevator & Hoop Assembly	61
15	090 004 060	Front End Motor, 50Hz	Front End Electrical Installation, XL	10
16	090 004 062	Front End Motor, 60Hz	Front End Electrical Installation, XL	10
49	090 004 110	Ball Head Stud	Distributor Assembly Sheet 2	47
50	090 004 111	Ball Head Stud	Distributor Assembly Sheet 2	47
51	090 004 112	Shell & Clip Assembly	Distributor Assembly Sheet 2	47
10	090 004 113	Respot Yoke Arm	Respot Cell Assembly, Cells 7 Through 10	35
11	090 004 113	Respot Yoke Arm	Respot Cell Assembly, Cells 1 Through 6	34
21	090 004 113	Arm Yoke Respot	Respot Cell Assembly	33
19	090 004 042	Pin Wheel Weldment, R.H. Machine (Odd - Not Shown)	Pin Elevator & Hoop Assembly	61
20	090 004 041	Pin Wheel Weldment, L.H. Machine (Even)	Pin Elevator & Hoop Assembly	61
11	090 004 118	Respot Yoke	Respot Cell Assembly, Cells 7 Through 10	35
12	090 004 118	Respot Yoke	Respot Cell Assembly, Cells 1 Through 6	34
12	070 004 123	Respot Finger	Respot Cell Assembly, Cells 7 Through 10	35
13	070 004 123	Respot Finger	Respot Cell Assembly, Cells 1 Through 6	34
22	070 004 123	Finger, Respot (Only For Use With Inserts 792-506-033 and 090-005-617)	Respot Cell Assembly	33
17	090 004 123	Finger Assy - Includes Items 22 and 24	Respot Cell Assembly	33
27	090 004 126	Kickplate, R.H. Side, R.H. Machine (Odd Bds)	Kickback Plate Assembly - Ball Side Exit	53
35	090 004 127	Kickback Weldment L.H. Side, R.H. Machine (Odd 7 PS - Not Shown)	Kickback Plate Assembly Opposite Ball Exit Side	55
36	090 004 128	Kickback Weldment R.H. Side, L.H. Machine (Even 10 PS)	Kickback Plate Assembly Opposite Ball Exit Side	55
28	090 004 129	Kickplate, L.H. Side, L.H. Machine (Even Bds - Not Shown)	Kickback Plate Assembly - Ball Side Exit	53
29	090 004 131	Pit Support Bracket	Kickback Plate Assembly - Ball Side Exit	53
37	090 004 131	Pit Support Bracket	Kickback Plate Assembly Opposite Ball Exit Side	55
30	090 004 136	Spacer	Kickback Plate Assembly - Ball Side Exit	53
18	090 004 203	82-90 Carpet Drive Sheave	Bounce Plate and Roller Assembly	56
7	090 004 513	Tie Plate	Chassis and Mounting Bracket Assembly	65
15	090 004 517	Back End Motor Drip Pan	Back End Drive Motor & Bracket Assembly	63
16	090 004 519	Spacer	Back End Drive Motor & Bracket Assembly	63
26	090 004 520	V- Belt, Carpet Drive	Positive Ball Lift (Pbl)	67
14	090 004 707	Chassis Cover (XL)	Guards and Safety Labels	81
15	090 004 708	Front End Box Cover	Guards and Safety Labels	81
16	090 004 709	Front End Cover Guard	Guards and Safety Labels	81
13	090 005 015	Torque Tube Bearing	Table To Crossbeam Assembly - Steel	24
15	090 005 015	Torque Tube Bearing	Table Torque Tube Assembly - Aluminum	26
18	090 005 015	Torque Tube Bearing	Sweep Arm Assembly	20
22	090 005 017	Solenoid Pivot Shaft	Solenoid Operated Shuttle Assembly	15
23	090 005 018	Solenoid Bracket	Solenoid Operated Shuttle Assembly	15
13	090 005 025	Pivot Shaft, 5/8 X 8-5/8	Spot & Respot Linkages	18
24	090 005 028	Solenoid Pivot Stud	Solenoid Operated Shuttle Assembly	15
25	090 005 029	Solenoid Guard	Solenoid Operated Shuttle Assembly	15
26	090 005 034	End Plate	Front End Frame & Platform Assembly, Right Hand Machine	7
26	090 005 034	End Plate	Front End Frame & Platform Assembly - Even Machine	9
17	090 005 053	Crossbeam Cover	Front End Electrical Installation, XL	10
18	090 005 053	Crossbeam Cover	Front End Electrical Installation, XLi	11
21	090 005 106	Hinge/Spacer	Pin Elevator & Hoop Assembly	61
22	090 005 108	Pin Wheel Strip	Pin Elevator & Hoop Assembly	61
17	090 005 118	Handrail	Guards and Safety Labels	81
23	090 005 120	Rail Standoff Bracket	Pin Elevator & Hoop Assembly	61
24	090 005 123	Nut Plate	Pin Elevator & Hoop Assembly	61
25	090 005 144	Static Brush	Pin Elevator & Hoop Assembly	61
30	090 005 230	Cushion Cover	Cushion, Shock Absorber & Curtain Assemblies	59
38	090 005 250	Rod End	Steel Bin Assembly	39
21	090 005 251	Tie Rod Assy Respot	Tie Rod Assemblies	29
14	090 005 253	Tie Rod Assembly	Table To Crossbeam Assembly - Steel	24
22	090 005 253	Tie Rod Assy	Tie Rod Assemblies	29
19	090 005 254	Drive Link Connecting Rod	Sweep Arm Assembly	20
26	090 005 256	Rod End	Pin Elevator & Hoop Assembly	61
20	090 005 257	Rod End	Sweep Arm Assembly	20
42	090 005 258	Rod Assembly	Pbl Light Sensor Assembly	69
16	090 005 259	Rod Assembly	Pbl Track Rail Assembly	77

ITEM#	PART#	DESCRIPTION	ASSEMBLY	PAGE#
41	090 005 262	Rod Link Assembly	Distributor Assembly Sheet 1	45
26	090 005 263	Shuttle Connecting Rod	Solenoid Operated Shuttle Assembly	15
14	090 005 264	End Fitting, 7/16-20, L.H. Threads	Spot & Respot Linkages	18
23	090 005 264	End Fitting, R.H. (Grease-Less)	Tie Rod Assemblies	29
15	090 005 265	End Fitting, 7/16-20, R.H. Threads	Spot & Respot Linkages	18
24	090 005 265	End Fitting L.H. (Grease-Less)	Tie Rod Assemblies	29
19	090 005 270	Bounce Board, Front, R.H. Machine (Odd)	Bounce Plate and Roller Assembly	56
20	090 005 271	Bounce Board, Front, L.H. Machine (Even)	Bounce Plate and Roller Assembly	56
21	090 005 272	Bounce Board, Rear, R.H. Machine (Odd)	Bounce Plate and Roller Assembly	56
22	090 005 273	Bounce Board, Rear, L.H. Machine (Even)	Bounce Plate and Roller Assembly	56
23	090 005 274	Support Channel	Bounce Plate and Roller Assembly	56
2	090 005 503	Link Connector Pivot	Table & Respot Cells	32
3	090 005 504	Respot Pivot	Table & Respot Cells	32
3	090 005 505	Front Table Bracket	Table & Bracket Assembly	25
15	090 005 509	Table Support Weldment, (7 PS)	Table To Crossbeam Assembly - Steel	24
16	090 005 514	Table Support Weldment, (10 PS)	Table To Crossbeam Assembly - Steel	24
15	090 005 520	Spacer	Tie Rod Bracket Assembly - Steel	28
16	090 005 521	Shaft, Short Side	Tie Rod Bracket Assembly - Steel	28
13	090 005 522	Respot Finger Bushing	Respot Cell Assembly, Cells 7 Through 10	35
14	090 005 522	Respot Finger Bushing	Respot Cell Assembly, Cells 1 Through 6	34
17	090 005 532	Spacer	Tie Rod Bracket Assembly - Steel	28
18	090 005 533	Spacer	Tie Rod Bracket Assembly - Steel	28
16	090 005 534	Spacer	Spot & Respot Linkages	18
4	090 005 536	Rear Mounting Bracket	Table & Bracket Assembly	25
4	090 005 540	Respot Cell Assy Cells 7 Through 10	Table & Respot Cells	32
14	090 005 540	Respot Cell Assembly, Cells 7 - 10	Respot Cell Assembly, Cells 7 Through 10	35
5	090 005 544	Respot Cell Assy Cells 1 Through 6	Table & Respot Cells	32
15	090 005 544	Respot Cell Assembly, Cells 1 Through 6	Respot Cell Assembly, Cells 1 Through 6	34
21	090 005 545	Front Leg Assembly - See [B33] For Parts Breakdown	Yoke & Spotting Cup Assembly	37
2	090 005 547	Rear Leg	X Frame To Table Connections	36
22	090 005 548	Rear Leg Assembly - See [B33] For Parts Breakdown	Yoke & Spotting Cup Assembly	37
29	090 005 549	Table Drive Eccentric	Table Drive Assembly	16
18	090 005 550	Table Drive Assembly	Front End Drive	14
23	090 005 553	Shaft #1	Yoke & Spotting Cup Assembly	37
24	090 005 554	Arm Actuator	Yoke & Spotting Cup Assembly	37
6	090 005 555	7-Pin Link	Table & Respot Links	31
7	090 005 556	8-Pin Link	Table & Respot Links	31
8	090 005 557	9-Pin Link	Table & Respot Links	31
9	090 005 558	10-Pin Link	Table & Respot Links	31
3	090 005 564	Front Leg	X Frame To Table Connections	36
17	090 005 564	Spacer, Long	Spot & Respot Linkages	18
19	090 005 565	Table Drive Shaft	Front End Drive	14
10	090 005 571	Pin, 8, 9, & 10 Links	Table & Respot Links	31
15	090 005 571	Pin, 8-9-10 Links	Respot Cell Assembly, Cells 7 Through 10	35
18	090 005 576	Spring Hanger	Spot & Respot Linkages	18
25	090 005 577	Spring Hook	Yoke & Spotting Cup Assembly	37
26	090 005 578	Shaft #4	Yoke & Spotting Cup Assembly	37
20	090 005 589	Spot & Respot Cam	Front End Drive	14
4	090 005 593	Axle Tube (Sleeve)	X Frame To Table Connections	36
17	090 005 597	Leveling Spacer	Table To Crossbeam Assembly - Steel	24
2	090 005 600	Actuator Lever Weldment	Front Actuator & Connector Assemblies	30
3	090 005 603	Actuator Base Weldment	Front Actuator & Connector Assemblies	30
5	090 005 603	Base Plate Weldment Actuator	Table & Bracket Assembly	25
4	090 005 607	Front Connecting Link	Front Actuator & Connector Assemblies	30
5	090 005 612	Front Connecting Link Pin, 7 Pin	Front Actuator & Connector Assemblies	30
6	090 005 613	Rod Assembly, Long	Table & Bracket Assembly	25
7	090 005 615	Rod Assembly, Short	Table & Bracket Assembly	25
16	090 005 617	Finger Insert	Respot Cell Assembly, Cells 1 Through 6	34
16	090 005 617	Finger Insert	Respot Cell Assembly, Cells 7 Through 10	35
19	090 005 629	Pin	Tie Rod Bracket Assembly - Steel	28
20	090 005 631	Pivot Weldment	Tie Rod Bracket Assembly - Steel	28
17	090 005 632	Finger Pivot Wing	Respot Cell Assembly, Cells 1 Through 6	34
17	090 005 632	Finger Pivot Wing	Respot Cell Assembly, Cells 7 Through 10	35
8	090 005 637	Pivot Support Bracket	Table & Bracket Assembly	25
18	090 005 640	Stud, Long	Respot Cell Assembly, Cells 1 Through 6	34
18	090 005 640	Stud, Long	Respot Cell Assembly, Cells 7 Through 10	35
18	090 005 642	Warning Decal (On Yoke)	Guards and Safety Labels	81
18	090 005 645	Torque Tube Weldment	Table To Crossbeam Assembly - Steel	24
19	090 005 646	Side Brace, L.H. (7 PS)	Table To Crossbeam Assembly - Steel	24
27	090 005 646	Inner Side Brace L.H. (7 PS)	Front End Frame & Platform Assembly, Right Hand Machine	7
27	090 005 646	Inner Side Brace, L.H. (7 PS)	Front End Frame & Platform Assembly - Even Machine	9
20	090 005 647	Side Brace, R.H. (10 PS)	Table To Crossbeam Assembly - Steel	24
28	090 005 647	Inner Side Brace R.H. (10 PS)	Front End Frame & Platform Assembly, Right Hand Machine	7
28	090 005 647	Inner Side Brace, R.H. (10 PS)	Front End Frame & Platform Assembly - Even Machine	9
19	090 005 651	Spot Tie Rod Assy - Steel Table, Silver Tie Rod Bracket	Tie Rod Assemblies	29
21	090 005 654	Sleeve, Upright	Table To Crossbeam Assembly - Steel	24
21	090 005 655	Shaft	Tie Rod Bracket Assembly - Steel	28

# PARTS INDEX

ITEM#	PART#	DESCRIPTION	ASSEMBLY	PAGE#
9	090 005 656	Rear Bracket Shim	Table & Bracket Assembly	25
22	090 005 662	Counterbalance Spring, Small	Table To Crossbeam Assembly - Steel	24
Not Shown	090 005 706	Logic Power Cable	Chassis and Mounting Bracket Assembly	65
Not Shown	090 005 706	Logic Power Cable	Chassis and Mounting Bracket Assembly	65
Not Shown	090 005 714	Front End Box Power Cable	Chassis and Mounting Bracket Assembly	65
Not Shown	090 005 714	Front End Box Power Cable	Chassis and Mounting Bracket Assembly	65
27	090 005 723	Solenoid, 50/60 Hz, 230V	Solenoid Operated Shuttle Assembly	15
18	090 005 733	Front End Cable	Front End Electrical Installation, XL	10
Not Shown	090 005 733	Front End Box Communication Cable	Chassis and Mounting Bracket Assembly	65
Not Shown	090 005 733	Front End Box Communication Cable	Chassis and Mounting Bracket Assembly	65
19	090 005 734	Strike/Foul Cable	Front End Electrical Installation, XL	10
Not Shown	090 005 748	Home Run Cable, Mcu	Chassis and Mounting Bracket Assembly	65
Not Shown	090 005 748	Home Run Cable, Mcu	Chassis and Mounting Bracket Assembly	65
Not Shown	090 005 749	Daisy Chain Cable	Chassis and Mounting Bracket Assembly	65
Not Shown	090 005 749	Daisy Chain Cable	Chassis and Mounting Bracket Assembly	65
Not Shown	090 005 749	Daisy Chain Cable	Chassis and Mounting Bracket Assembly	65
Not Shown	090 005 758	Even Logic Cable - Not Shown	Front End Electrical Installation, XL	10
22	090 005 759	Odd Logic Cable	Front End Electrical Installation, XL	10
Not Shown	090 005 762	Even Power Cable - Not Shown	Front End Electrical Installation, XL	10
24	090 005 763	Odd Power Cable	Front End Electrical Installation, XL	10
Not Shown	090 005 794	Terminator Cable	Chassis and Mounting Bracket Assembly	65
Not Shown	090 005 794	Terminator Cable	Chassis and Mounting Bracket Assembly	65
19	090 005 827	Universal Front End Box (XL)	Guards and Safety Labels	81
25	090 005 827	Front End Control Box (Universal)	Front End Electrical Installation, XL	10
Not Shown	090 005 855	Ac Power Cable	Chassis and Mounting Bracket Assembly	65
Not Shown	090 005 855	Ac Power Cable	Chassis and Mounting Bracket Assembly	65
19	090 005 876	Motor Cable	Front End Electrical Installation, XLi	11
26	090 005 876	Motor Cable Small Plug	Front End Electrical Installation, XL	10
10	090 005 892	Radaray Cover XL/XLi (No Led's)	Foul Lights	82
7	090 006 102	Distributor Drive Shaft Assy, RH (Odd)	Distributor Drive Shaft - Later	43
8	090 006 103	Distributor Drive Shaft Assy, LH (Even)	Distributor Drive Shaft - Later	43
24	090 006 124	Carpet Belt, Pumpkin/Tan	Bounce Plate and Roller Assembly	56
21	090 006 125	Lower Steel Sweep Spacer	Sweep Arm Assembly	20
22	090 006 126	Pin, Steel Sweep Linkage	Sweep Arm Assembly	20
23	090 006 127	Steel Sweep Link Sleeve	Sweep Arm Assembly	20
24	090 006 128	Sweep Link Bracket	Sweep Arm Assembly	20
1	090 006 129	Sweep Mounting Bracket L.H. (7 PS)	Sweep Bar Mounting Assembly	21
2	090 006 130	Sweep Mounting Bracket R.H. (10 PS)	Sweep Bar Mounting Assembly	21
25	090 006 131	Sweep Shock Mount Plate	Sweep Arm Assembly	20
26	090 006 132	Steel Sweep Link, Upper & Lower	Sweep Arm Assembly	20
27	090 006 133	Middle Link, Steel	Sweep Arm Assembly	20
28	090 006 134	Drive Link Pin	Sweep Arm Assembly	20
29	090 006 135	Drive Link Bushing/Spacer	Sweep Arm Assembly	20
30	090 006 136	Shock Mount	Sweep Arm Assembly	20
31	090 006 137	Bumper	Sweep Arm Assembly	20
32	090 006 138	Rod End, 7/16 20 X .5	Sweep Arm Assembly	20
33	090 006 139	Stablizer Link Assy Includes Items 1, 2, and 8	Sweep Arm Assembly	20
34	090 006 140	Drive Link Assy Includes Items 1, 2, 5, 45, and Link Assy 070003158	Sweep Arm Assembly	20
35	090 006 145	Sweep Link Slide Assy Includes Items 11, 12, 13, 20, 32, and 51	Sweep Arm Assembly	20
3	090 006 166	Insert Sweep Logo, Glow - White Letters, Black Background	Sweep Bar Mounting Assembly	21
42	090 006 663	Trip Stop Rod Assembly	Distributor Assembly Sheet 1	45
43	090 006 665	Trip Support Casting Assembly	Distributor Assembly Sheet 1	45
44	090 006 668	Trip Stop Rod & Support Casting Assy - Includes Items 42, 43, 45, 50	Distributor Assembly Sheet 1	45
26	090 006 810	Switch Overlay, Keypad	Chassis and Mounting Bracket Assembly	65
20	090 007 145	Pinspotter Wheel Guard	Guards and Safety Labels	81
27	090 007 145	Wheel Guard, Reversible	Pin Elevator & Hoop Assembly	61
28	090 007 241	Spacer	Pin Elevator & Hoop Assembly	61
43	090 007 276	Bracket	Pbl Light Sensor Assembly	69
17	090 007 310	Motor, 50 Hz	Back End Drive Motor & Bracket Assembly	63
29	090 007 327	Pin Elevator Roller	Pin Elevator & Hoop Assembly	61
27	090 008 017	Dual Pit Light Assembly 36", 120V, 60Hz	Front End Electrical Installation, XL	10
	090 008 017	Dual Pitlight, 36", 110V, 60 Hz	Dual Pit Light XL	12
3	090 008 020	Infrared Pin Deck Lamp Assy	Dual Pit Light XLi	13
4	090 008 020	Infrared Pin Deck Assy Board, Pitlight	Dual Pit Light XL	12
28	090 008 032	Dual Pit Light Assembly 36", 240V, 60Hz	Front End Electrical Installation, XL	10
	090 008 032	Dual Pitlight, 36" 220V, 60 Hz	Dual Pit Light XL	12
29	090 008 034	Dual Pit Light Assembly 36", 120V, 50Hz	Front End Electrical Installation, XL	10
	090 008 034	Dual Pitlight, 36", 110V, 50 Hz	Dual Pit Light XL	12
30	090 008 065	Dual Pit Light Assembly 36", 240V, 50Hz	Front End Electrical Installation, XL	10
	090 008 065	Dual Pitlight, 36", 220V, 50 Hz	Dual Pit Light XL	12
8	090 008 095	Control Board Assy, Pitlight	Dual Pit Light XL	12
24	090 008 939	XL Chassis Circuit Breaker	Chassis and Mounting Bracket Assembly	65
53	146 005 277	Washer, Countersunk, 9/32 X 7/8 X 1/8	Pbl Positive Ball Lift Assembly	71
5	190 001 490	Ball Bearing, .875 X 1.875 X .5	X Frame To Table Connections	36
27	190 001 490	Ball Bearing, .875 X 1.875 X .5	Yoke & Spotting Cup Assembly	37
29	250 001 046	Grommet, Large	Front End Frame & Platform Assembly, Right Hand Machine	7
29	250 001 046	Grommet, Large	Front End Frame & Platform Assembly - Even Machine	9

ITEM#	PART#	DESCRIPTION	ASSEMBLY	PAGE#
21	250 001 544	Outlet Cover Spacers	Front End Drive	14
Not Shown	294 002 252	Power Supply Fuse, 2A, 250V	Chassis and Mounting Bracket Assembly	65
Not Shown	294 002 252	Power Supply Fuse, 2A, 250V	Chassis and Mounting Bracket Assembly	65
5	090 006 166	Insert Sweep Logo - Black Letters, White Background	Sweep Bar Mounting Assembly	21
6	300 000 175	Cap- Sweep Bar	Sweep Bar Mounting Assembly	21
7	300 000 182	Sweep Bar and Cap Assembly	Sweep Bar Mounting Assembly	21
Not Shown	400 088 009	XLi Chassis Manual	Chassis and Mounting Bracket Assembly	65
Not Shown	400 090 005	XL Chassis Manual	Chassis and Mounting Bracket Assembly	65
Not Shown	610 009 040	XL Chassis Manual	Chassis and Mounting Bracket Assembly	65
	610 049 510	Gripper Pbl Kit	Gripper Kit	77
8	610 700 150	Sweep Assembly - Contains Complete Kit For Two Lanes - Not Shown	Sweep Bar Mounting Assembly	21
54	610 900 708	D-Bore Shaft & Bearing Kit, Lower		
		Includes D-Bore Shaft, 2 Bearings, 2 Spacers, and Installation Instructions	Pbl Positive Ball Lift Assembly	71
55	610 900 709	Straight Shaft and Spacer Kit - Lower		
		Includes 2 Bearings, Shaft, Spacers, and Installation Instructions	Pbl Positive Ball Lift Assembly	71
56	610 900 711	Straight Shaft and Spacer Kit - Upper		
		Includes 2 Bearings, Shaft, Spacers, and Installation Instructions	Pbl Positive Ball Lift Assembly	71
57	610 900 714	D-Bore Shaft & Bearing Kit, Upper		
		Includes D-Bore Shaft, 2 Bearings, Spacers, and Installation Instructions	Pbl Positive Ball Lift Assembly	71
58	610 905 704	Straight Bore Bearing & Spacer Kit		
		Includes Bearing, Spacer, and Installation Instructions	Pbl Positive Ball Lift Assembly	71
11	612 460 040	Radaray XL Base and Electronics	Foul Lights	82
22	088000001-R	Rebuilt XLi Chassis	Chassis and Mounting Bracket Assembly	65
23	088 000 001-02-R	Rebuilt XLi Ce Chassis W/O T2	Chassis and Mounting Bracket Assembly	65
27	090005700-R	Rebuilt Chassis, 115V	Chassis and Mounting Bracket Assembly	65
28	090005769-R	Rebuilt Chassis, 220V, Ce	Chassis and Mounting Bracket Assembly	65
25	090008965CR-R	Rebuilt XL Pinspotter Chassis	Chassis and Mounting Bracket Assembly	65
Not Shown	700 107 146	Adhesive, Loctite TI242 (Not Shown) - Apply On Item 61	Pbl Positive Ball Lift Assembly	71
Not Shown	700 107 170	Loctite #601 (Not Shown) - Apply On Item 35	Pbl Positive Ball Lift Assembly	71
28	701 310 036BG	Thrust Bearing, Bag of 10	Yoke & Spotting Cup Assembly	37
9	701 316 041BG	Thrust Bearing, .51 X 1 X 1/16, Bag of 10	Pbl Belt Tightener Assembly	72
33	701 316 041BG	Thrust Bearing Oilite, Bag of 10	Table Assembly - Aluminum	23
11	701 320 045BG	Thrust Washer, Bag of 10	Pbl Belt Tensioner Assembly (Old Style)	74
39	701 329 050BG	Thrust Bearing, .8905 X 1.5 X 1/8, Bag of 10	Steel Bin Assembly	39
22	701 420 034	Bearing, 1 1/4 Bore, 3 Bolt Flange	Front End Drive	14
52	701 710 098	Bearing, Uniball	Distributor Assembly Sheet 2	47
45	701 712 097	Bearing, .375 Bore	Distributor Assembly Sheet 1	45
53	701 849 124	Ball Bearing, 1/4 - 20 Threaded Bore	Distributor Assembly Sheet 2	47
38	709 013 059	Screwbolt, Hex, 8 Mm X 75 Mm	Kickback Plate Assembly Opposite Ball Exit Side	55
40	709 013 063	Screw, Hex, M6 X 12 Mm	Steel Bin Assembly	39
23	710 501 004	Grease Fitting	Table To Crossbeam Assembly - Steel	24
41	710 501 007	Grease Fitting	Steel Bin Assembly	39
59	710 501 007	Grease Fitting	Pbl Positive Ball Lift Assembly	71
16	710 501 009	Grease Fitting, Alemite # 3006	Table Torque Tube Assembly - Aluminum	26
19	710 501 009	Grease Fitting	Spot & Respot Linkages	18
31	710 501 009	Grease Fitting	Kickback Plate Assembly - Ball Side Exit	53
34	710 501 009	Alemite Fitting	Table Assembly - Aluminum	23
39	710 501 009	Grease Fitting	Kickback Plate Assembly Opposite Ball Exit Side	55
20	710 501 012	Grease Fitting	Spot & Respot Linkages	18
28	710 501 012	Grease Fitting	Solenoid Operated Shuttle Assembly	15
25	710 501 013	Grease Fitting	Tie Rod Assemblies	29
26	710 501 014	Grease Fitting	Tie Rod Assemblies	29
20	711 512 040	Grommet, 3/8X7/8X1/4	Durabin	40
21	711 516 020	Grommet, 1-1/16X1/2X3/8	Durabin	40
42	711 516 020	Grommet	Steel Bin Assembly	39
8	711 520 012	Grommet, 5/8 X 7/8 X 1/16	Chassis and Mounting Bracket Assembly	65
30	711 520 017	Grommet, Small	Front End Frame & Platform Assembly, Right Hand Machine	7
30	711 520 017	Grommet, Small	Front End Frame & Platform Assembly - Even Machine	9
9	722 501 070	Spacer	Distributor Drive Shaft - Later	43
44	722 971 522	Compression Spring	Pbl Light Sensor Assembly	69
45	722 985 512	Compression Spring	Pbl Light Sensor Assembly	69
25	724 507 002BG	Tinnerman Nut, Bag of 10	Table Wireway Assembly - Aluminum & Steel	27
20	724 511 074	U-Nut, 10 - 32	Front End Electrical Installation, XLi	11
31	724 511 074	U-Nut, 10 - 32	Front End Electrical Installation, XL	10
26	730 023 015	Shell Cup Ass'y	Table Wireway Assembly - Aluminum & Steel	27
11	730 027 019	Stud, Ball Head	Table & Respot Links	31
19	730 027 019	Stud, Ball Head	Respot Cell Assembly, Cells 1 Through 6	34
23	730 027 019	Stud Ball Head	Respot Cell Assembly	33
27	730 027 019	Stud	Table Wireway Assembly - Aluminum & Steel	27
28	730 035 025	Clip (Brown)	Table Wireway Assembly - Aluminum & Steel	27
29	730 036 025	Clip (Silver)	Table Wireway Assembly - Aluminum & Steel	27
4	740 501 017	Ballast, 110-277V, 50/60 Hz	Dual Pit Light XLi	13
Not Shown	743 000 307	Braking Capacitor, 220V	Chassis and Mounting Bracket Assembly	65
Not Shown	743 000 307	Braking Capacitor, 220V	Chassis and Mounting Bracket Assembly	65
29	743 513 028	Breaker, 30A	Chassis and Mounting Bracket Assembly	65
9	744 107 013	Nylon Clamp, 1/8	Sweep & Table Cam Switch Assembly	19
22	744 107 013	Clamp, Nylon, 3/16	Durabin	40



# PARTS INDEX

ITEM#	PART#	DESCRIPTION	ASSEMBLY	PAGE#
43	744 107 013	Clamp, Nylon, 1/8"	Steel Bin Assembly	39
24	744 203 013	Cable Clamp	Table To Crossbeam Assembly - Steel	24
9	748 561 111	Fuse, 250V, 1A	Dual Pit Light XL	12
9	749 537 068	Washer-Backup 3/6 Pop Rivet	Sweep Bar Mounting Assembly	21
32	751 001 254	Lamp, Daylight, F30T 12/Dir	Front End Electrical Installation, XL	10
5	751 001 460	Bulb, Blacklight, 36", F30t8	Dual Pit Light XLi	13
10	751 001 460	Bulb, Black Light, 36", T8, 30W	Dual Pit Light XL	12
21	751 001 460	Lamp, Black Light T8 36", 30W	Front End Electrical Installation, XLi	11
33	751 001 460	Lamp, Black Light T8 36", 30W	Front End Electrical Installation, XL	10
11	751 001 466	Bulb, Daylight, 36", T8, 30W	Dual Pit Light XL	12
34	751 001 466	Lamp, Day Light T8 36", 30W	Front End Electrical Installation, XL	10
6	751 001 471	Bulb, Daylight, 36", F25t8 (OBS)	Dual Pit Light XLi	13
22	751 001 471	Lamp, Day Light T8 36", 25W (OBS)	Front End Electrical Installation, XLi	11
Not Shown	755 520 062	Relay, Sweep and Table	Chassis and Mounting Bracket Assembly	65
Not Shown	755 520 074	Relay, 1.5A, Solenoid & Pit Light	Chassis and Mounting Bracket Assembly	65
30	760 011 197BG	Pin Wire Terminal, Bag of 20	Table Wireway Assembly - Aluminum & Steel	27
31	770 008 009	Poly Spirap 5"	Table Wireway Assembly - Aluminum & Steel	27
Not Shown	770 046 227	Power Supply Pcb	Chassis and Mounting Bracket Assembly	65
Not Shown	770 046 227	Power Supply	Chassis and Mounting Bracket Assembly	65
44	785 502 207	Flat Washer, M6	Steel Bin Assembly	39
24	792 506 033	Insert, Respot, Circular Pad	Respot Cell Assembly	33
6	801 149 100	Carriage Bolt, 1/4 20 X 5/8	Table & Respot Cells	32
7	801 149 247	Carriage Bolt, 1/4 20 X 1 1/2	Table & Respot Cells	32
25	801 369 161	Carriage Bolt, 7/16 - 14 X 1	Table To Crossbeam Assembly - Steel	24
46	802 865 996BG	Screw, Hex, 3/8 - 16 X 9 1/2, Bag of 10	Pbl Light Sensor Assembly	69
31	804 557 731	U-Bolt, Sweep Mounting	Front End Frame & Platform Assembly, Right Hand Machine	7
31	804 557 731	U-Bolt, Sweep Mounting	Front End Frame & Platform Assembly - Even Machine	9
9	805 133 020	Setscrew, 8-32 X 1/8, 5/64 Hex Socket	XLi Motor Replacement Parts	17
54	806 249 060BG	Setscrew, Square Head, 1/4-20 X 3/8, Bag of 10	Distributor Assembly Sheet 2	47
35	806 249 160	Set Screw Square Head	Table Assembly - Aluminum	23
25	806 265 160BG	Setscrew, Square Head, 3/8 - 16 X 1, Bag of 10	Bounce Plate and Roller Assembly	56
60	806 265 160BG	Setscrew, 3/8 - 16 X 1, Bag of 10	Pbl Positive Ball Lift Assembly	71
6	806 265 240BG	Setscrew, 3/8 - 16 X 1.5, Bag of 10	X Frame To Table Connections	36
22	807 249 060BG	Setscrew, 1/4 - 20 X 3/8, Bag of 10	Tie Rod Bracket Assembly - Steel	28
55	807 249 160BG	Setscrew, Socket Head, 1/4 - 20 X 1, Bag of 10	Distributor Assembly Sheet 2	47
12	807 257 060BG	Scr Stcp 5/16 - 18 X 3/8 (Bag 10)	Pbl Belt Tensioner Assembly (Old Style)	74
61	807 265 060	Setscrew, 3/8 - 16 X 3/8	Pbl Positive Ball Lift Assembly	71
13	807 357 040BG	Soc.Set Screw Knurled Cup Pt. 5/16 - 18 X 1/4 Lg. (10 Per Bag)	Pbl Belt Tensioner Assembly (Old Style)	74
36	807 357 060BG	Set Screw, 5/16 18 X 3/8, Bag of 10	Table Assembly - Aluminum	23
18	807 358 060BG	Setscrew, 5/16 - 24 X 3/8, Bag of 10	Back End Drive Motor & Bracket Assembly	63
19	807 650 050	Setscrew, 1/4 - 28 X 5/16	Respot Cell Assembly, Cells 7 Through 10	35
20	807 650 050	Setscrew, 1/4 - 28 X 5/16	Respot Cell Assembly, Cells 1 Through 6	34
20	808 549 080BG	Screw, Button Head Cap, 1/4 - 20 X 1/2, Bag of 10	Respot Cell Assembly, Cells 7 Through 10	35
21	808 549 080BG	1/4-20 X 1/2 Screw Sobt	Respot Cell Assembly, Cells 1 Through 6	34
64	808 549 080BG	Socket Button Hd Screw, 1/4-20 X 1/2, Bag of 10	Steel Bin Assembly	39
10	808 549 120BG	Screw, Button Head Cap, 1/4 20 X 3/4, Bag of 10	Table & Bracket Assembly	25
23	808 549 160BG	Screw, Button Head, 1/4-20X1, Bag of 10	Durabin	40
32	808 549 160BG	Screw, Button Head, 1/4 - 20 X 1, Bag of 10	Kickback Plate Assembly - Ball Side Exit	53
6	808 549 200BG	Screw, Button Head Cap, 1/4 - 20 X 1-1/4, Bag of 10	Front Actuator & Connector Assemblies	30
11	808 549 200BG	Screw, Button Head Cap, 1/4 20 X 1 1/4, Bag of 10	Table & Bracket Assembly	25
46	808 549 200BG	Screw, Button Head, 1/4 - 20 X 1-1/2, Bag of 10	Distributor Assembly Sheet 1	45
56	808 549 200BG	Screw, Button Head, 1/4 - 20 X 1-1/4, Bag of 10	Distributor Assembly Sheet 2	47
24	808 549 285	Screw, Button Head, 1/4-20X1-3/4	Durabin	40
12	808 557 120BG	Screw, Button Head Cap, 5/16 18 X 3/4, Bag of 10	Table & Bracket Assembly	25
33	808 557 120BG	Screw, Button Head, 5/16 - 18 X 3/4, Bag of 10	Kickback Plate Assembly - Ball Side Exit	53
10	808 557 140BG	Screw, Soc. Butt Hd, 5/16 - 18 X 7/8 Lg, Bag of 10	Sweep Bar Mounting Assembly	21
13	808 557 140BG	Screw, Button Head Cap, 5/16 18 X 7/8, Bag of 10	Table & Bracket Assembly	25
14	808 566 160BG	Screw, Button Head, 3/8 - 24 X 1, Bag of 10	Back End Assembly	51
25	808 640 121BG	Screw, Soc. Hd. Cap, #10 - 32 X 3/4 Lg., Bag of 10	Respot Cell Assembly	33
26	808 640 141BG	Screw, Soc. Hd. Cap, #10 - 32 X 7/8 Lg., Bag of 10	Respot Cell Assembly	33
47	808 849 100BG	Screw, Flat Hd Hex Socket, 1/4 - 20 X 5/8, Bag of 10	Distributor Assembly Sheet 1	45
15	808 849 120BG	Screw, Flat Head, 1/4 - 20 X 3/4, Bag of 10	Back End Assembly	51
25	808 849 120BG	Screw, Socket Flat Head, 1/4-20X3/4, Bag of 10	Durabin	40
62	808 849 565BG	Screw, Flat Head, 1/4 - 20 X 3-1/2, Bag of 10	Pbl Positive Ball Lift Assembly	71
34	808 857 120	Screw, Flat Head, 5/16 - 18 X 3/4	Kickback Plate Assembly - Ball Side Exit	53
17	808 857 280BG	Screw, Flat Head, 5/16 - 18 X 1-3/4, Bag of 10	Pbl Track Rail Assembly	77
16	808 858 120BG	Screw, Flat Head, 5/16 - 24 X 3/4, Bag of 10	Back End Assembly	51
17	808 858 240BG	Screw, Flat Head, 5/16 - 24 X 1 1/2, Bag of 10	Back End Assembly	51
31	808 865 320BG	Screw, Flat Head, 3/8 - 16 X 2, Bag of 10	Cushion, Shock Absorber & Curtain Assemblies	59
32	808 865 400BG	Screw, Flat Head, 3/8 - 16 X 2-1/2, Bag of 10	Cushion, Shock Absorber & Curtain Assemblies	59
8	809 149 100	Screw, Button Head Cap, 1/4 20 X 5/8	Table & Respot Cells	32
21	809 149 100	Screw, Button Ho W/Patch. 1/4 - 20 X 5/8	Respot Cell Assembly, Cells 7 Through 10	35
22	809 149 100	Screw, Button Hd W/Patch 1/4 - 20 X 5/8	Respot Cell Assembly, Cells 1 Through 6	34
26	809 849 085	Screw, Hex, 1/4-20X1/2, Grade 8	Durabin	40
40	809 849 085	Hx Hd Screw, 1/4-20 X 3-3/4	Steel Bin Assembly	39
45	809 849 085	Screw, Hex, 1/4 - 20 X 1/2	Steel Bin Assembly	39
27	809 849 100BG	Screw, Hex, 1/4-20X5/8, Bag of 10	Durabin	40

ITEM#	PART#	DESCRIPTION	ASSEMBLY	PAGE#
9	809 849 125	Screw, Hex, ¼ - 20 X ¾	Chassis and Mounting Bracket Assembly	65
28	809 849 125	Screw, Hex, 1/4-20X3/4	Durabin	40
29	809 849 125	Screw, Hex, 1/4 - 20 X 3/4	Solenoid Operated Shuttle Assembly	15
32	809 849 125	Screw, Hex, 1/4 - 20 X 3/4	Front End Frame & Platform Assembly, Right Hand Machine	7
32	809 849 125	Screw, Hex, 1/4 - 20 X 3/4	Front End Frame & Platform Assembly - Even Machine	9
33	809 849 125	Screw, Hex, 1/4 - 20 X ¾	Cushion, Shock Absorber & Curtain Assemblies	59
40	809 849 125	Screw, Hex, ¼ - 20 X ¾	Kickback Plate Assembly Opposite Ball Exit Side	55
47	809 849 125	Screw, Hex, ¼ - 20 X ¾	Pbl Light Sensor Assembly	69
48	809 849 125	Screw, Hex, ¼ - 20 X ¾	Distributor Assembly Sheet 1	45
57	809 849 125	Screw, Hex, ¼ - 20 X ¾	Distributor Assembly Sheet 2	47
63	809 849 125	Hx Hd Screw, 1/4-20 X 3/4	Steel Bin Assembly	39
7	809 849 165BG	Screw, Hex Hd, 1/4-20 X 1, Bag of 10	Dual Pit Light XLi	13
12	809 849 165BG	Screw, 1/4-20 X 1, Hex Hd, Bag of 10	Dual Pit Light XL	12
14	809 849 165BG	Screw, Hex, 1/4 - 20 X 1, Bag of 10	Table & Bracket Assembly	25
26	809 849 165BG	Screw, Hex, 1/4 - 20 X 1, Bag of 10	Bounce Plate and Roller Assembly	56
29	809 849 165BG	Screw, Hex, 1/4 - 20 X 1, Bag of 10	Yoke & Spotting Cup Assembly	37
37	809 849 165BG	Screw Hex Hd, 1/4 - 20 X 1, Bag of 10	Table Assembly - Aluminum	23
49	809 849 165BG	Screw, Hex, ¼ - 20 X 1, Bag of 10	Distributor Assembly Sheet 1	45
58	809 849 165BG	Screw, Hex, ¼ - 20 X 1, Bag of 10	Distributor Assembly Sheet 2	47
19	809 849 205BG	Screw, Hex, ¼ - 20 X 1¼, Bag of 10	Pbl Ratchet Drive Assembly	75
27	809 849 205BG	Screw, Hex, 1/4 - 20 X 1-1/4, Bag of 10	Bounce Plate and Roller Assembly	56
50	809 849 205BG	Screw, Hex, ¼ - 20 X 1¼, Bag of 10	Distributor Assembly Sheet 1	45
14	809 849 245BG	Screw, Soc Bt Hd, 1/4-20 X 1-1/2, Bag of 10	Shuttle Assembly	41
15	809 849 285BG	Screw, Hex Hd, 1/4-20 X 1-3/4, Bag of 10	Shuttle Assembly	41
33	809 849 285BG	Screw, Hex, 1/4 - 20 X 1-3/4, Bag of 10	Front End Frame & Platform Assembly, Right Hand Machine	7
33	809 849 285BG	Screw, Hex, 1/4 - 20 X 1-3/4, Bag of 10	Front End Frame & Platform Assembly - Even Machine	9
46	809 849 285BG	Screw, Hex, 1/4 - 20 X 1-3/4, Bag of 10	Steel Bin Assembly	39
28	809 849 325BG	Screw, Hex, 1/4 - 20 X 2, Bag of 10	Bounce Plate and Roller Assembly	56
47	809 849 485BG	Screw, Hex, 1/4 - 20 X 3, Bag of 10	Steel Bin Assembly	39
29	809 849 605BG	Screw, Hex, 1/4-20X3-3/4, Bag of 10	Durabin	40
59	809 849 605BG	Screw, Hex, ¼ - 20 X ¾, Bag of 10	Distributor Assembly Sheet 2	47
65	809 849 605BG	Hx Hd Screw, 1/4-20 X3-3/4, Bag of 10	Steel Bin Assembly	39
30	809 849 885BG	Screw, Hex Hd, 1/4-20 X 5-1/2", Bag of 10	Durabin	40
60	809 849 885BG	Screw, Hex, ¼ - 20 X 5½, Bag of 10	Distributor Assembly Sheet 2	47
51	809 857 080BG	Screw, Hex, 5/16 - 18 X ½, Bag of 10	Distributor Assembly Sheet 1	45
10	809 857 125BG	Screw, Hex, 5/16 - 18 X ¾, Bag of 10	Chassis and Mounting Bracket Assembly	65
18	809 857 125BG	Screw, Hex, 5/16 - 18 X ¾, Bag of 10	Back End Assembly	51
19	809 857 125BG	Screw, Hex, 5/16 - 18 X ¾, Bag of 10	Back End Drive Motor & Bracket Assembly	63
23	809 857 125BG	Screw, Hex, 5/16 - 18 X ¾, Bag of 10	Front End Drive	14
34	809 857 125BG	Screw, Hex, 5/16 - 18 X ¾, Bag of 10	Cushion, Shock Absorber & Curtain Assemblies	59
35	809 857 125BG	Screw, Hex, 5/16 - 18 X ¾, Bag of 10	Kickback Plate Assembly - Ball Side Exit	53
41	809 857 125BG	Screw, Hex, 5/16 - 18 X ¾, Bag of 10	Kickback Plate Assembly Opposite Ball Exit Side	55
19	809 857 165BG	Screw, Hex, 5/16 - 18 X 1, Bag of 10	Back End Assembly	51
27	809 857 165BG	Screw, Hex, 5/16 - 18 X 1, Bag of 10	Positive Ball Lift (Pbl)	67
35	809 857 165BG	Screw, Hex, 5/16 - 18 X 1, Bag of 10	Cushion, Shock Absorber & Curtain Assemblies	59
42	809 857 165BG	Screw Hex, 5/16 - 18 X 1, Bag of 10	Kickback Plate Assembly Opposite Ball Exit Side	55
48	809 857 165BG	Screw, Hex, 5/16 - 18 X 1, Bag of 10	Pbl Light Sensor Assembly	69
20	809 857 205BG	Screw, Hex, 5/16 - 18 X 1-1/4, Bag of 10	Back End Assembly	51
29	809 857 205BG	Screw, Hex, 5/16 - 18 X 1-1/4, Bag of 10	Bounce Plate and Roller Assembly	56
36	809 857 205BG	Screw, Hex, 5/16 - 18 X 1-1/4, Bag of 10	Cushion, Shock Absorber & Curtain Assemblies	59
30	809 857 325BG	Screw, Hex, 5/16-18 X 2, Bag of 10	Pin Elevator & Hoop Assembly	61
31	809 857 365	Screw, Hex, 5/16 - 18 X 2-1/4	Pin Elevator & Hoop Assembly	61
36	809 857 365	Screw, Hex, 5/16 - 18 X 2 1/4	Sweep Arm Assembly	20
32	809 857 405BG	Screw, Hex, 5/16 - 18 X 2-1/2, Bag of 10	Pin Elevator & Hoop Assembly	61
33	809 857 445	Screw, Hex, 5/16 - 18 X 2-3/4	Pin Elevator & Hoop Assembly	61
49	809 857 880BG	Screw, Hex, 5/16 - 18 X 5-1/2, Bag of 10	Pbl Light Sensor Assembly	69
21	809 858 125BG	Screw, Hex, 5/16 - 24 X ¾, Bag of 10	Back End Assembly	51
21	809 865 125BG	Screw, Hex, 3/8 - 16 X ¾, Bag of 10	Spot & Respot Linkages	18
23	809 865 125BG	Screw, Hex, 3/8 - 16 X ¾, Bag of 10	Tie Rod Bracket Assembly - Steel	28
38	809 865 125BG	Bolt Hex Hd, 3/8 16 X 1, Bag of 10	Table Assembly - Aluminum	23
18	809 865 165BG	Screw, Hex, 3/8 - 16 X 1, Bag of 10	Pbl Track Rail Assembly	77
20	809 865 165BG	Screw, Hex, 3/8 - 16 X 1, Bag of 10	Back End Drive Motor & Bracket Assembly	63
24	809 865 165BG	Screw, Hex, 3/8 - 16 X 1, Bag of 10	Front End Drive	14
34	809 865 165BG	Screw, Hex, 3/8 - 16 X 1, Bag of 10	Front End Frame & Platform Assembly, Right Hand Machine	7
34	809 865 165BG	Screw, Hex, 3/8 - 16 X 1, Bag of 10	Front End Frame & Platform Assembly - Even Machine	9
36	809 865 165BG	Screw, Hex, 3/8 - 16 X 1, Bag of 10	Kickback Plate Assembly - Ball Side Exit	53
43	809 865 165BG	Screw, Hex, 3/8 - 16 X 1, Bag of 10	Kickback Plate Assembly Opposite Ball Exit Side	55
48	809 865 165BG	Screw, Hex, 3/8 - 16 X 1, Bag of 10	Steel Bin Assembly	39
50	809 865 165BG	Screw, Hex, 3/8 - 16 X 1, Bag of 10	Pbl Light Sensor Assembly	69
63	809 865 165BG	Screw, Hex, 3/8 - 16 X 1, Bag of 10	Pbl Positive Ball Lift Assembly	71
30	809 865 205BG	Screw, Hex, 3/8 - 16 X 1 1/4, Bag of 10	Solenoid Operated Shuttle Assembly	15
31	809 865 205BG	Screw, Hex, 3/8 - 16 X 1, Bag of 10	Solenoid Operated Shuttle Assembly	15
39	809 865 205BG	Hex Hd Cap Screw, 3/8 16 X 1 1/4, Bag of 10	Table Assembly - Aluminum	23
49	809 865 205BG	Screw, Hex, 3/8 - 16 X 1-1/4, Bag of 10	Steel Bin Assembly	39
51	809 865 205BG	Screw, Hex, 3/8 - 16 X 1¼, Bag of 10	Pbl Light Sensor Assembly	69
17	809 865 245BG	Hex Hd. Cap Screw, 3/8 - 16 X 1-1/2 Lg., Bag of 10	Table Torque Tube Assembly - Aluminum	26
21	809 865 245BG	Screw, Hex, 3/8 - 16 X 1-1/2, Bag of 10	Back End Drive Motor & Bracket Assembly	63

# PARTS INDEX

ITEM#	PART#	DESCRIPTION	ASSEMBLY	PAGE#
25	809 865 245BG	Screw, Socket Head, 3/8 16 X 1 1/2, Bag of 10	Front End Drive	14
26	809 865 245BG	Screw, Hex, 3/8 - 16 X 1-1/2, Bag of 10	Table To Crossbeam Assembly - Steel	24
27	809 865 245BG	Hex Hd. Cap Screw. 3/8 - 16 X 1-1/2 Lg, Bag of 10	Tie Rod Assemblies	29
30	809 865 245BG	Screw, Hex, 3/8 - 16 X 1-1/2, Bag of 10	Yoke & Spotting Cup Assembly	37
32	809 865 245BG	Screw, Hex, 3/8 16 X 1 1/2, Bag of 10	Solenoid Operated Shuttle Assembly	15
28	809 865 285	Screw, Hex, 3/8 - 16 X 1-3/4	Positive Ball Lift (Pbl)	67
35	809 865 285	Screw, Hex, 3/8 -16 X 1-3/4	Front End Frame & Platform Assembly, Right Hand Machine	7
35	809 865 285	Screw, Hex, 3/8 - 16 X 1-3/4	Front End Frame & Platform Assembly - Even Machine	9
37	809 865 285	Screw, Hex, 3/8 16 X 1 X 3/4	Sweep Arm Assembly	20
7	809 865 325BG	Screw, Hex, 3/8 - 16 X 2, Bag of 10	X Frame To Table Connections	36
22	809 865 325BG	Screw, Hex, 3/8 - 16 X 2, Bag of 10	Back End Drive Motor & Bracket Assembly	63
24	809 865 325BG	Screw, Hex, 3/8 16 X 2, Bag of 10	Tie Rod Bracket Assembly - Steel	28
36	809 865 325BG	Screw, Hex, 3/8 -16 X 2, Bag of 10	Front End Frame & Platform Assembly, Right Hand Machine	7
36	809 865 325BG	Screw, Hex, 3/8 - 16 X 2, Bag of 10	Front End Frame & Platform Assembly - Even Machine	9
31	809 865 365BG	Screw, Hex, 3/8 - 16 X 1-1/2, Bag of 10	Yoke & Spotting Cup Assembly	37
52	809 865 405BG	Screw, Hex, 3/8 - 16 X 2 1/2, Bag of 10	Pbl Light Sensor Assembly	69
38	809 865 445BG	Screw, Hex, 3/8 16 X 2.75, Bag of 10	Sweep Arm Assembly	20
64	809 865 445BG	Screw, Hex, 3/8 - 16 X 2 3/4, Bag of 10	Pbl Positive Ball Lift Assembly	71
37	809 865 645BG	Screw, Hex, 3/8 - 16 X 4, Bag of 10	Kickback Plate Assembly - Ball Side Exit	53
44	809 865 645BG	Screw, Hex, 3/8 - 16 X 4, Bag of 10	Kickback Plate Assembly Opposite Ball Exit Side	55
34	809 865 725BG	Screw, Hex, 3/8 - 16 X 4-1/2, Bag of 10	Pin Elevator & Hoop Assembly	61
19	809 865 992BG	Screw, Hex, 3/8 - 16 X 9, Bag of 10	Pbl Track Rail Assembly	77
18	809 869 245BG	Hex Hd. Cap Screw, 7/16 - 14 X 2-1/2 Lg., Bag of 10	Table Torque Tube Assembly - Aluminum	26
39	809 869 245BG	Bolt, 7/16 14 X 1.5, Bag of 10	Sweep Arm Assembly	20
15	809 869 285	Screw, Hex, 7/16 14 X 1 1/2	Table & Bracket Assembly	25
28	809 869 285	Hex Hd. Cap Screw 7/16 - 14 X 1 - 3/4 Lg.	Tie Rod Assemblies	29
19	809 869 325BG	Hex Hd. Cap Scr., 7/16 - 14 X 2-1/2 Lg., Bag of 10	Table Torque Tube Assembly - Aluminum	26
27	809 869 325BG	Screw, Hex, 7/16 - 14 X 2, Bag of 10	Table To Crossbeam Assembly - Steel	24
29	809 869 325BG	Hex Hd. Cap Screw, 7/16 - 14X2 Lg, Bag of 10	Tie Rod Assemblies	29
40	809 869 325BG	Bolt, Hex, 7/16 14 X 2, Bag of 10	Sweep Arm Assembly	20
8	809 869 365	Screw, Hex, 3/8 - 16 X 2 1/4	X Frame To Table Connections	36
22	809 869 365BG	Screw, Hex, 7/16 - 14 X 2 1/4, Bag of 10	Spot & Respot Linkages	18
28	809 869 365BG	Screw, Hex, 7/16 - 14 X 2.25, Bag of 10	Table To Crossbeam Assembly - Steel	24
30	809 869 365BG	Hex Hd. Cap Screw 7/16 - 14 X 2- 1/4 Lg., Bag of 10	Tie Rod Assemblies	29
41	809 869 365BG	Screw, Hex, 7/16 14 X 2 1/4, BG	Sweep Arm Assembly	20
31	809 869 405BG	Hex Hd. Cap Screw R.H.7/16 - 14 X 2-1/2 Lg, Bag of 10	Tie Rod Assemblies	29
42	809 869 405BG	Bolt, Hex, 7/16 14 X 2 1/2, Bag of 10	Sweep Arm Assembly	20
29	809 869 520	Screw, Hex, 7/16 - 14 X 3.25	Table To Crossbeam Assembly - Steel	24
26	809 873 405BG	Screw, Hex, 1/2 13 X 2 1/2, Bag of 10	Front End Drive	14
20	809 881 640BG	Hex Hd. Cap Screw, 5/8 - 11 X 4 Lg., Bag of 10	Table Torque Tube Assembly - Aluminum	26
20	809 965 125BG	Screw, Hex, 3/8 - 16 X 3/4, Bag of 10	Pbl Ratchet Drive Assembly	75
10	810 233 060	Screw, 8-32 X 3/8, 9/64 Hex Socket Cap	XLi Motor Replacement Parts	17
40	810 239 120BG	Socket Head Cap Screw, 10 24 X 3/4, Bag of 10	Table Assembly - Aluminum	23
61	810 239 160BG	Screw, Socket Head Cap, 10-24 X 1, Bag of 10	Distributor Assembly Sheet 2	47
52	810 239 240BG	Screw, Socket Head Cap, 10-24 X 1 1/2, Bag of 10	Distributor Assembly Sheet 1	45
32	810 249 200BG	Screw, Socket Head Cap, 1/4 - 20 X1-1/4, Bag of 10	Yoke & Spotting Cup Assembly	37
37	810 250 200BG	Screw, Socket Head Cap, 1/4 - 28 X 1-1/4, Bag of 10	Cushion, Shock Absorber & Curtain Assemblies	59
27	810 265 280BG	Screw, Socket Head, 3/8 16 X 1 3/4, Bag of 10	Front End Drive	14
20	810 365 401BG	Screw, Socket Head Cap, 3/8 - 16 X 2-1/2, Bag of 10	Pbl Track Rail Assembly	77
37	810 556 320	Screw, Hex Lag, 5/16 X 2	Front End Frame & Platform Assembly, Right Hand Machine	7
37	810 556 320	Screw, Hex Lag, 5/16 X 2	Front End Frame & Platform Assembly - Even Machine	9
11	812 840 082BG	Screw, Round Head, 10 - 32 X 1/2, Bag of 10	Chassis and Mounting Bracket Assembly	65
23	812 840 082BG	Screw, Round Head, 10 - 32 X 1/2, Bag of 10	Front End Electrical Installation, XLi	11
35	812 840 082BG	Screw, Round Head, 10 - 32 X 1/2, Bag of 10	Front End Electrical Installation, XL	10
13	813 227 082BG	Screw, #6-32 X 1/2, Keps, Phil Pan Hd	Dual Pit Light XL	12
50	813 540 082BG	Screw, Truss Head, 10 - 32 X 1/2, Bag of 10	Steel Bin Assembly	39
62	813 540 082BG	Screw, Truss Head, 10 - 32 X 1/2, Bag of 10	Distributor Assembly Sheet 2	47
33	813 933 162BG	Screw, Hex, 8 32 X 1, Bag of 10	Solenoid Operated Shuttle Assembly	15
32	813 949 082	Hex Hd. Screw. 1/4 20 X 1/2 Lg.	Table Wireway Assembly - Aluminum & Steel	27
34	814 333 122BG	Screw, Hex, 8 32 X 3/4, Bag of 10	Solenoid Operated Shuttle Assembly	15
11	817 921 060	Screw, 4-40 X 1/2, Phillips Head, Sems	XLi Motor Replacement Parts	17
8	818 227 042	Screw, Phil, Pan Hd, #6-32 X 1/4	Dual Pit Light XLi	13
14	818 227 042	Screw, #6-32 X 1/4, Phil Pan Hd	Dual Pit Light XL	12
31	818 227 082BG	Screw, Phillips Pan Head, 6-32X1/2, Bag of 10	Durabin	40
51	818 227 082BG	Screw, Round Head, 8 - 32 X 1/2, Sems, Bag of 10	Steel Bin Assembly	39
32	818 227 162BG	Screw, Phillips Pan Hd, 6-32X1, Bag of 10	Durabin	40
52	818 227 162BG	Screw, Round Head, 6 - 32 X 1. Sems, Bag of 10	Steel Bin Assembly	39
21	818 227 202BG	Sems Round Hd. Screw, 6 - 32 X 1-1/4 Lg., Bag of 10	Table Torque Tube Assembly - Aluminum	26
30	818 227 202BG	Screw, Round Head, 6-32 X 1-1/4, Bag of 10	Table To Crossbeam Assembly - Steel	24
10	818 227 402BG	Screw, Rd Hd, 6 32 X 2 1/2, Sems, Bag of 10	Sweep & Table Cam Switch Assembly	19
9	818 233 042	Screw, #8-32 X 1/4, Phil Pan Hd	Dual Pit Light XLi	13
15	818 233 042	Screw, #8-32 X 1/4, Self Tap, Pan Hd	Dual Pit Light XL	12
10	818 233 082BG	Screw, Phil Pan Hd, Sems, #8-32 X 1/2, Bag of 10	Dual Pit Light XLi	13
11	818 233 082BG	Screw, Round Head, 8 32 X 1/2, Sems, Bag of 10	Sweep & Table Cam Switch Assembly	19
12	818 233 082BG	Screw, 8-32 X 1/2, Phillips Pan Head, Bag of 10	XLi Motor Replacement Parts	17
16	818 233 082BG	Screw, #8-32 X 1/2, Phil Pan Hd	Dual Pit Light XL	12
28	818 239 122BG	Screw, Round Hd, 10 24 X 3/4, Sems, Bag of 10	Front End Drive	14

ITEM#	PART#	DESCRIPTION	ASSEMBLY	PAGE#
12	818 240 082	Screw, Round Head, 10-32 X 1/2, Sems	Chassis and Mounting Bracket Assembly	65
12	824 538 162	Screw, #10 X 1", Slotted Hex Head	Foul Lights	82
35	824 757 102	Screw, Washer Head, 5/16 - 18 X 5/8	Pin Elevator & Hoop Assembly	61
36	826 057 242	Screw, Thread Forming, 5/16 - 18 X 1-1/2	Pin Elevator & Hoop Assembly	61
11	830 057 002BG	Nut, Acorn Lock, 5/16-18, Bag of 10	Sweep Bar Mounting Assembly	21
29	831 565 002BG	Nut, Hex, 3/8 - 16, Bag of 10	Positive Ball Lift (Pbl)	67
53	831 565 002BG	Nut, Hex, 3/8 - 16, Bag of 10	Steel Bin Assembly	39
37	831 566 002BG	Nut, Hex, 3/8 - 24, Bag of 10	Pin Elevator & Hoop Assembly	61
65	831 566 002BG	Nut, Hex, 3/8 - 24, Bag of 10	Pbl Positive Ball Lift Assembly	71
53	831 573 002BG	Nut, Hex, 1/2 - 13, Bag of 10	Pbl Light Sensor Assembly	69
29	834 549 002	Nut, Hex, 1/4 20	Front End Drive	14
33	834 549 002	Nut, Hex, 1/4-20	Durabin	40
38	834 557 002BG	Nut, Hex, 5/16 - 18, Bag of 10	Pin Elevator & Hoop Assembly	61
33	834 821 000BG	Nut Hx, 4 40 Brass, Bag 10	Table Wireway Assembly - Aluminum & Steel	27
7	835 549 002BG	Nut, Hex Jam, 1/4 - 20, Bag of 10	Front Actuator & Connector Assemblies	30
13	835 549 002BG	Nut, Hex Jam, 1/4 - 20, Bag of 10	Chassis and Mounting Bracket Assembly	65
16	835 549 002BG	Nut, Hex Jam, 1/4 20, Bag of 10	Table & Bracket Assembly	25
22	835 549 002BG	Flex Loc Nut, 1/4 - 20, Bag of 10	Table Torque Tube Assembly - Aluminum	26
35	835 549 002BG	Nut, Hex Jam, 1/4 20, Bag of 10	Solenoid Operated Shuttle Assembly	15
41	835 549 002BG	Jam Nut, 1/4 20, Bag of 10	Table Assembly - Aluminum	23
31, 32	835 549 002BG	Nut, Hex Jam, 1/4-20, Bag of 10	Table To Crossbeam Assembly - Steel	24
12	835 550 002BG	Nut, Hex Jam, 1/4 28, Bag of 10	Sweep & Table Cam Switch Assembly	19
42	835 550 002BG	Nut Jam, 1/4 28, Bag of 10	Table Assembly - Aluminum	23
63	835 550 002BG	Nut, Hex Jam, 1/4 - 28, Bag of 10	Distributor Assembly Sheet 2	47
38	835 558 002BG	Nut, Hex Jam, 5/16 - 24, Bag of 10	Kickback Plate Assembly - Ball Side Exit	53
9	835 565 002	Nut, Hex Jam, 3/8 - 16	X Frame To Table Connections	36
36	835 566 002	Nut, Hex Jam, 3/8 16	Solenoid Operated Shuttle Assembly	15
54	835 566 002	Nut, Hex Jam, 3/8 - 24	Steel Bin Assembly	39
23	835 570 002BG	Nut, Jam, 7/16-20, R.H. Threads, Bag of 10	Spot & Respot Linkages	18
32	835 570 002BG	Hex Jam Nut, 7/16 - 20 R.H., Bag of 10	Tie Rod Assemblies	29
37	835 570 002BG	Nut, Hex Jam, 7/16 20, Bag of 10	Solenoid Operated Shuttle Assembly	15
38	835 573 002BG	Nut, Hex Jam, 1/2 -13, Bag of 10	Front End Frame & Platform Assembly, Right Hand Machine	7
38	835 573 002BG	Nut, Hex Jam, 1/2 - 13, Bag of 10	Front End Frame & Platform Assembly - Even Machine	9
53	835 582 002	Nut, Hex Jam, 5/8 - 18	Distributor Assembly Sheet 1	45
43	835 650 002BG	Nut, Jam, 1/4 28 LH, Bag of 10	Table Assembly - Aluminum	23
24	835 670 002BG	Nut, Hex, Jam, 7/16-20, LH Thread, Bag of 10	Spot & Respot Linkages	18
33	835 670 002BG	Hex Jam Nut 7/16 - 20. L.H., Bag of 10	Tie Rod Assemblies	29
33	838 369 002	Nut, Center Punch Lock, 7/16 - 14	Table To Crossbeam Assembly - Steel	24
43	838 369 002	Nut, Stover Lock, 7/16 14	Sweep Arm Assembly	20
55	838 670 006	Nut, Hex, M6	Steel Bin Assembly	39
21	838 866 002BG	Nut, Hex Lock, 3/8 - 24, Thin, Bag of 10	Pbl Ratchet Drive Assembly	75
21	838 866 002BG	Nut, Hex, 3/8 - 24, Bag of 10	Pbl Track Rail Assembly	77
54	838 866 002BG	Nut, Hex Lock, 3/8 - 24, Bag of 10	Pbl Light Sensor Assembly	69
44	839 057 002BG	Nut, Hex Lock Nylon, 5/16 18, Bag of 10	Sweep Arm Assembly	20
38	839 533 002BG	Nut, Nylon Lock, 8 32, Bag of 10	Solenoid Operated Shuttle Assembly	15
44	839 539 002BG	Nut, Flex Loc, Bag of 10	Table Assembly - Aluminum	23
22	839 549 002BG	Nut, Flex Lock, 1/4 - 20, Bag of 10	Pbl Ratchet Drive Assembly	75
34	839 549 002BG	Nut, Hex, 1/4-20, Bag of 10	Durabin	40
66	839 549 002BG	Nut, Flex Lock, 1/4 - 20, Bag of 10	Pbl Positive Ball Lift Assembly	71
23	839 665 002BG	Nut, Flex Lock, 3/8 - 16, Bag of 10	Back End Drive Motor & Bracket Assembly	63
25	839 665 002BG	Nut, Flex Lock, 3/8 - 16, Bag of 10	Spot & Respot Linkages	18
30	839 665 002BG	Nut, Flex Lock, 3/8 16, Bag of 10	Front End Drive	14
33	839 665 002BG	Nut, Flex Lock, 3/8 - 16, Bag of 10	Yoke & Spotting Cup Assembly	37
34	839 665 002BG	Nut, Stover Lock, 3/8 - 16, Bag of 10	Table To Crossbeam Assembly - Steel	24
39	839 665 002BG	Nut, Hex Lock 3/8 -16, Bag of 10	Front End Frame & Platform Assembly, Right Hand Machine	7
39	839 665 002BG	Nut, Stover Lock, 3/8 -16, Bag of 10	Front End Frame & Platform Assembly - Even Machine	9
39	839 665 002BG	Nut, Flex Lock, 3/8 16, Bag of 10	Solenoid Operated Shuttle Assembly	15
39	839 665 002BG	Nut, Flex Lock, 3/8 - 16, Bag of 10	Kickback Plate Assembly - Ball Side Exit	53
45	839 665 002BG	Nut, Flex Lock, 3/8 16, Bag of 10	Sweep Arm Assembly	20
45	839 665 002BG	Nut, Flex Lock, 3/8 - 16, Bag of 10	Kickback Plate Assembly Opposite Ball Exit Side	55
67	839 665 002BG	Nut, Flex Lock, 3/8 - 16 , Bag of 10	Pbl Positive Ball Lift Assembly	71
40	840 039 002BG	Nut, Flex Loc, 10 24, Thin, Bag of 10	Solenoid Operated Shuttle Assembly	15
54	840 039 002BG	Nut, Flex Lock, 10 - 24, Bag of 10	Distributor Assembly Sheet 1	45
64	840 039 002BG	Nut, Flex Lock, 10 - 24, Bag of 10	Distributor Assembly Sheet 2	47
65	840 040 002BG	Nut, Flex Lock, Thin, 10 - 32, Bag of 10	Distributor Assembly Sheet 2	47
68	840 057 002BG	Nut, Stover Lock, 5/16, Bag of 10	Pbl Positive Ball Lift Assembly	71
23	840 065 002BG	Flex Loc Nut, 3/8 - 16, Bag of 10	Table Torque Tube Assembly - Aluminum	26
40	840 065 002BG	Nut, Flex Lock, Thin, 3/8 - 16, Bag of 10	Front End Frame & Platform Assembly, Right Hand Machine	7
40	840 065 002BG	Nut, Flex Lock, Thin, 3/8 - 16, Bag of 10	Front End Frame & Platform Assembly - Even Machine	9
41	840 065 002BG	Nut, Flex Lock, 3/8 16, Bag of 10	Solenoid Operated Shuttle Assembly	15
55	840 065 002BG	Nut, Flex Lock, 3/8 -16, Thin, Bag of 10	Pbl Light Sensor Assembly	69
25	840 066 002BG	Nut, Flex Lock, Thin, 3/8 - 24, Bag of 10	Tie Rod Bracket Assembly - Steel	28
45	840 066 002BG	Nut, Flex, 3/8 24 Thin, Bag of 10	Table Assembly - Aluminum	23
39	840 381 002BG	Nut, Flex Lock, 5/8-11, Bag of 10	Pin Elevator & Hoop Assembly	61
46	840 600 002BG	Nut, Flex, 7/8 14, Bag of 10	Table Assembly - Aluminum	23
11	843 127 002BG	Nut, #6-32, Keps, Bag of 10	Dual Pit Light XLI	13
13	843 127 002BG	Nut, Hex Lock, 6 32, Bag of 10	Sweep & Table Cam Switch Assembly	19



# PARTS INDEX

ITEM#	PART#	DESCRIPTION	ASSEMBLY	PAGE#
17	843 127 002BG	Nut, #6-32, Keps	Dual Pit Light XL	12
24	843 127 002BG	Keps Hex Lock Nut, 6 - 32, Bag of 10	Table Torque Tube Assembly - Aluminum	26
35	843 127 002BG	Nut, Hex Lock, 6-32, Bag of 10	Table To Crossbeam Assembly - Steel	24
35	843 127 002BG	Nut, Keps, 6-32, Bag of 10	Durabin	40
56	843 127 002BG	Nut, Hex Lock, 6 - 32, Bag of 10	Steel Bin Assembly	39
12	843 133 002BG	Nut, #8-32, Keps, Bag of 10	Dual Pit Light XLi	13
14	843 133 002BG	Nut, Hex Lock, 8 32, Bag of 10	Sweep & Table Cam Switch Assembly	19
18	843 133 002BG	Nut, #8-32, Keps	Dual Pit Light XL	12
42	843 133 002BG	Nut, Hex Lock, 8 32 , Bag of 10	Solenoid Operated Shuttle Assembly	15
31	843 139 002BG	Nut, Hex Lock, 10 24, Bag of 10	Front End Drive	14
26	843 140 002BG	Nut, Hex Lock, 10 - 32, Bag of 10	Tie Rod Bracket Assembly - Steel	28
47	843 140 002BG	Nut, Kep, 10 32, Bag of 10	Table Assembly - Aluminum	23
9	844 049 002BG	Nut, Stover Lock, 1/4 20, Bag of 10	Table & Respot Cells	32
12	844 049 002BG	Nut, Stover Lock, 1/4 - 20, Bag of 10	Table & Respot Links	31
13	844 049 002BG	Nut, 1/4-20, Stover Lock, Bag of 10	Dual Pit Light XLi	13
14	844 049 002BG	Nut, Stover Lock, ¼ - 20, Bag of 10	Chassis and Mounting Bracket Assembly	65
16	844 049 002BG	Nut, Stover Lock, 1/4-20, Bag of 10	Shuttle Assembly	41
17	844 049 002BG	Nut, Stover Lock, 1/4 20, Bag of 10	Table & Bracket Assembly	25
19	844 049 002BG	Nut, 1/4-20, Stover Lock, Bag of 10	Dual Pit Light XL	12
22	844 049 002BG	Nut, Stover Lock, 1/4 - 20, Bag of 10	Respot Cell Assembly, Cells 7 Through 10	35
22	844 049 002BG	Nut, Stover Lock, 1/4 - 20, Bag of 10	Back End Assembly	51
23	844 049 002BG	Nut, Stover Lock, 1/4 - 20, Bag of 10	Respot Cell Assembly, Cells 1 Through 6	34
27	844 049 002BG	Stover Locknut, 1/4 - 20, Bag of 10	Respot Cell Assembly	33
30	844 049 002BG	Nut, Stover Lock, 1/4 - 20, Bag of 10	Bounce Plate and Roller Assembly	56
34	844 049 002BG	Stover Nut 1/4 20, Bag of 10	Table Wireway Assembly - Aluminum & Steel	27
34	844 049 002BG	Nut, Stover Lock, 1/4 - 20, Bag of 10	Yoke & Spotting Cup Assembly	37
40	844 049 002BG	Nut, Stover Lock, 1/4 - 20, Bag of 10	Kickback Plate Assembly - Ball Side Exit	53
41	844 049 002BG	Nut, Stover Lock, 1/4 - 20, Bag of 10	Front End Frame & Platform Assembly, Right Hand Machine	7
41	844 049 002BG	Nut, Stover Lock, 1/4 - 20, Bag of 10	Front End Frame & Platform Assembly - Even Machine	9
43	844 049 002BG	Nut, Stover Lock, 1/4 20, Bag of 10	Solenoid Operated Shuttle Assembly	15
46	844 049 002BG	Nut, Stover Lock, ¼ - 20, Bag of 10	Kickback Plate Assembly Opposite Ball Exit Side	55
48	844 049 002BG	Lock Nut, Stover, 1/4 20, Bag of 10	Table Assembly - Aluminum	23
56	844 049 002BG	Nut, Stover Lock, ¼ - 20, Bag of 10	Pbl Light Sensor Assembly	69
57	844 049 002BG	Nut, Stover Lock, 1/4 - 20, Bag of 10	Steel Bin Assembly	39
57	844 049 002BG	Nut, Stover, 1/4-20, Bag of 10	Steel Bin Assembly	39
66	844 049 002BG	Nut, Stover Lock, ¼ - 20, Bag of 10	Distributor Assembly Sheet 2	47
55, 56	844 049 002BG	Nut, Stover Lock, ¼ - 20, Bag of 10	Distributor Assembly Sheet 1	45
15	844 057 002BG	Nut, Stover Lock, 5/16 - 18, Bag of 10	Chassis and Mounting Bracket Assembly	65
18	844 057 002BG	Nut, Stover Lock, 5/16 18, Bag of 10	Table & Bracket Assembly	25
22	844 057 002BG	Nut, Stover Lock, 5/16 - 18, Bag of 10	Pbl Track Rail Assembly	77
23	844 057 002BG	Nut, Stover Lock, 5/16 - 18, Bag of 10	Back End Assembly	51
23	844 057 002BG	Nut, Stover Lock, 5/16 - 18, Bag of 10	Pbl Ratchet Drive Assembly	75
24	844 057 002BG	Nut, Stover Lock, 5/16 - 18, Bag of 10	Back End Drive Motor & Bracket Assembly	63
30	844 057 002BG	Nut, Stover Lock, 5/16 - 18, Bag of 10	Positive Ball Lift (Pbl)	67
31	844 057 002BG	Nut, Stover Lock, 5/16 - 18, Bag of 10	Bounce Plate and Roller Assembly	56
32	844 057 002BG	Nut, Stover Lock, 5/16 18, Bag of 10	Front End Drive	14
35	844 057 002BG	Nut, Stover Lock, 5/16 - 18, Bag of 10	Yoke & Spotting Cup Assembly	37
38	844 057 002BG	Nut, Stover Lock, 5/16 - 18, Bag of 10	Cushion, Shock Absorber & Curtain Assemblies	59
40	844 057 002BG	Nut, Stover Lock, 5/16 - 18, Bag of 10	Pin Elevator & Hoop Assembly	61
41	844 057 002BG	Nut, Stover Lock, 5/16 - 18, Bag of 10	Kickback Plate Assembly - Ball Side Exit	53
42	844 057 002BG	Nut, Hex Lock, 5/16 -18, Bag of 10	Front End Frame & Platform Assembly, Right Hand Machine	7
42	844 057 002BG	Nut, Stover Lock, 5/16 - 18, Bag of 10	Front End Frame & Platform Assembly - Even Machine	9
44	844 057 002BG	Nut, Hex, 5/16 18, Bag of 10	Solenoid Operated Shuttle Assembly	15
46	844 057 002BG	Nut, Stover Lock, 5/16 18, Bag of 10	Sweep Arm Assembly	20
47	844 057 002BG	Nut, Stover Lock, 5/16 - 18, Bag Fo 10	Kickback Plate Assembly Opposite Ball Exit Side	55
49	844 057 002BG	Lock Nut, Stover, 5/16 18, Bag of 10	Table Assembly - Aluminum	23
57	844 057 002BG	Nut, Stover Lock, 5/16 - 18, Bag of 10	Pbl Light Sensor Assembly	69
10	844 065 002BG	Nut, Stover Lock, 3/8 - 16, Bag of 10	X Frame To Table Connections	36
23	844 065 002BG	Nut, Stover Lock, 3/8 - 16, Bag of 10	Pbl Track Rail Assembly	77
27	844 065 002BG	Nut, Stover Lock, 3/8 - 16, Bag of 10	Tie Rod Bracket Assembly - Steel	28
31	844 065 002BG	Nut, Stover Lock, 3/8 - 16, Bag of 10	Positive Ball Lift (Pbl)	67
34	844 065 002BG	Flex Loc Nut, 3/8 - 16, Bag of 10	Tie Rod Assemblies	29
39	844 065 002BG	Nut-Stover Lock, 3/8 - 16, Bag of 10	Cushion, Shock Absorber & Curtain Assemblies	59
41	844 065 002BG	Nut, Stover Lock, 3/8 - 16, Bag of 10	Pin Elevator & Hoop Assembly	61
45	844 065 002BG	Nut, Stover Lock, 3/8 16, Bag of 10	Solenoid Operated Shuttle Assembly	15
47	844 065 002BG	Nut, Stover Lock, 3/8 16, Bag of 10	Sweep Arm Assembly	20
50	844 065 002BG	Nut, Flex Loc, 3/8 16, Bag of 10	Table Assembly - Aluminum	23
58	844 065 002BG	Nut, Hex Lock, 3/8 - 16, Bag of 10	Steel Bin Assembly	39
58	844 065 002BG	Nut, Flex Lock, 3/8 - 16, Bag of 10	Pbl Light Sensor Assembly	69
11	844 069 002BG	Nut, Stover Lock, 7/16 - 14, Bag of 10	X Frame To Table Connections	36
19	844 069 002BG	Nut, Stover Lock, 7/16 14, Bag of 10	Table & Bracket Assembly	25
25	844 069 002BG	Stover Lock Nut, 7/16 - 14, Bag of 10	Table Torque Tube Assembly - Aluminum	26
26	844 069 002BG	Nut, Stover Lock, 7/16 - 14, Bag of 10	Spot & Respot Linkages	18
35	844 069 002BG	Nut-Stvr-Lk 7/16 - 14 (Bag 10)	Tie Rod Assemblies	29
27	844 070 002BG	Nut, Stover Lock, 7/16 - 20, Bag of 10	Spot & Respot Linkages	18
59	844 070 002BG	Nut, Stover Lock, 7/16 - 20, Bag of 10	Pbl Light Sensor Assembly	69
28	844 073 002BG	Nut, Stover Lock, 1/2 - 13, Bag of 10	Spot & Respot Linkages	18



ITEM#	PART#	DESCRIPTION	ASSEMBLY	PAGE#
33	844 073 002BG	Nut, Stover Lock, 1/2 - 13, Bag of 10	Front End Drive	14
48	844 073 002BG	Nut, Stover Lock, 1/2 - 13, Bag of 10	Sweep Arm Assembly	20
57	844 073 002BG	Nut, Stover Lock, 1/2 - 13, Bag of 10	Distributor Assembly Sheet 1	45
42	844 074 002BG	Nut, Stover Lock, 1/2 - 20, Bag of 10	Kickback Plate Assembly - Ball Side Exit	53
48	844 074 002BG	Nut, Stover Lock, 1/2 - 20, Bag of 10	Kickback Plate Assembly Opposite Ball Exit Side	55
26	844 081 002BG	Stover Lock Nut, 5/8 - 11, Bag of 10	Table Torque Tube Assembly - Aluminum	26
36	844 081 002BG	Nut, Stover Lock, 5/8 - 11, Bag of 10	Table To Crossbeam Assembly - Steel	24
43	853 500 001BG	Unistrut Nut, Bag of 10	Front End Frame & Platform Assembly, Right Hand Machine	7
43	853 500 001BG	Unistrut Nut, Bag of 10	Front End Frame & Platform Assembly - Even Machine	9
10	855 349 010	Well Nut, 1/4 - 20 X 1	Table & Respot Cells	32
69	856 070 002BG	Nut, Flanged, 7/16 - 20, Bag of 10	Pbl Positive Ball Lift Assembly	71
37	879 849 487	Eyebolt, 1/4 - 20 X 3	Table To Crossbeam Assembly - Steel	24
46	880 139 200	Shoulder Bolt, 1/4 X 7/8, Black	Solenoid Operated Shuttle Assembly	15
42	880 781 240	Shoulder Bolt, Socket Head, 3/4 X 1-1/2	Pin Elevator & Hoop Assembly	61
67	900 106 081BG	Sleeve Bearing, .378 X 1/2, Bag of 5	Distributor Assembly Sheet 2	47
10	900 110 081BG	Sleeve Bearing, .628 X .878 X .5, Bag of 5	Pbl Belt Tensioner Assembly	73
14	900 110 081BG	Bearing-Sleeve (5 Per Bag)	Pbl Belt Tensioner Assembly (Old Style)	74
70	900 110 121BG	Sleeve Bearing, .628 X 3/4, Bag of 5	Pbl Positive Ball Lift Assembly	71
29	900 110 141BG	Sleeve Bearing, .628 X .878 X 7/8, Bag of 5	Spot & Respot Linkages	18
12	900 110 161BG	Bushing, Bag of 5	X Frame To Table Connections	36
10	900 112 121	Sleeve Bearing, .753 X .75	Pbl Belt Tightener Assembly	72
71	900 112 161BG	Sleeve Bearing, .753 X 1, Bag of 5	Pbl Positive Ball Lift Assembly	71
43	900 112 203BG	Sleeve Bearing, .753 X 1-1/4, Bag of 5	Kickback Plate Assembly - Ball Side Exit	53
49	900 112 203BG	Sleeve Bearing, .753 X 1-1/4, Bag of 5	Kickback Plate Assembly Opposite Ball Exit Side	55
72	900 112 203BG	Sleeve Bearing, .753 X 1-1/4, Bag of 5	Pbl Positive Ball Lift Assembly	71
38	900 114 101BG	Sleeve Bearing, .877 X 1.128 X 5/8, Bag of 5	Table To Crossbeam Assembly - Steel	24
59	900 114 101BG	Sleeve Bearing, .877 X 5/8, Bag of 5	Steel Bin Assembly	39
36	900 114 161	Bearing, 7/8 X 1-1/8 X 1	Yoke & Spotting Cup Assembly	37
47	900 204 121BG	Flanged Bearing, .25 X .378 X 3/4, Bag of 5	Solenoid Operated Shuttle Assembly	15
37	900 205 053BG	Flanged Bearing, .315 X .44 X 5/16, Bag of 5	Yoke & Spotting Cup Assembly	37
8	900 205 081BG	Flanged Bearing, .315 X .44 X .5, Bag of 5	Front Actuator & Connector Assemblies	30
60	900 205 081BG	Flanged Bearing, .315 X .44 X 1/2, Bag of 5	Pbl Light Sensor Assembly	69
73	900 206 081BG	Flanged Bearing, .378 X .688 X 1/2, Bag of 5	Pbl Positive Ball Lift Assembly	71
60	900 206 091BG	Flanged Bearing, .378 X .503 X 9/16, Bag of 5	Steel Bin Assembly	39
48	900 208 041	Flanged Bearing, .503 X .753 X 5/16	Solenoid Operated Shuttle Assembly	15
61	900 208 091BG	Flanged Bearing, .503 X .690 X 9/16, Bag of 5	Pbl Light Sensor Assembly	69
11	900 208 120	Bearing	Pbl Belt Tensioner Assembly	73
11	900 208 161BG	Flanged Bearing, .503 X .875, Bag of 5	Pbl Belt Tightener Assembly	72
62	900 208 161BG	Flanged Bearing, .503 X .875, Bag of 5	Pbl Light Sensor Assembly	69
74	900 208 161BG	Flanged Bearing, .503 X .875 X 1, Bag of 5	Pbl Positive Ball Lift Assembly	71
15	900 210 101BG	Flange Bearing (5 Per Bag) (Not Shown)	Pbl Belt Tensioner Assembly (Old Style)	74
24	900 210 161BG	Flanged Bearing, .628 X 1, Bag of 5	Pbl Track Rail Assembly	77
49	900 210 251	Flanged Bearing	Solenoid Operated Shuttle Assembly	15
24	900 212 161BG	Flanged Bearing, .753 X 1.003 X 1, Bag of 5	Pbl Ratchet Drive Assembly	75
75	900 212 161BG	Flanged Bearing, .753 X 1.003 X 1, Bag of 5	Pbl Positive Ball Lift Assembly	71
63	900 212 201BG	Flanged Bearing, .753 X 1 X 1.25, Bag of 5	Pbl Light Sensor Assembly	69
50	901 100 110	Set Collar	Solenoid Operated Shuttle Assembly	15
34	902 900 110	Bearing Collar, 1 1/4, Locking	Front End Drive	14
68	907 000 100	Key	Distributor Assembly Sheet 2	47
25	907 000 200BG	Key, Bag of 10	Pbl Ratchet Drive Assembly	75
51	907 000 200BG	Key, High Profile, Bag of 10	Solenoid Operated Shuttle Assembly	15
25	907 000 300BG	Key, Bag of 10	Back End Drive Motor & Bracket Assembly	63
38	907 000 600BG	Key, Bag of 10	Yoke & Spotting Cup Assembly	37
61	907 000 600BG	Key, High Profile, Bag of 10	Steel Bin Assembly	39
35	907 000 900BG	Key, High Profile, Bag of 10	Front End Drive	14
64	907 000 900BG	Key, Bag of 10	Pbl Light Sensor Assembly	69
13	907 200 080	Key, Square, 1/16 X .80	XLI Motor Replacement Parts	17
26	907 201 000	Key, Square, 3/16 X 1-1/4	Back End Drive Motor & Bracket Assembly	63
27	907 202 600	Key, Square, 3/16 X 1-7/8	Back End Drive Motor & Bracket Assembly	63
10	908 048 480	Dowel Pin, 1/4 X 3"	Distributor Drive Shaft - Later	43
32	913 411 100BG	Spring Pin, .078 X 5/8, Bag of 10	Bounce Plate and Roller Assembly	56
52	913 415 100BG	Spring Pin, 3/32 X 5/8, Bag of 10	Solenoid Operated Shuttle Assembly	15
10	913 423 120BG	Spring Pin, .125 X 3/4, Bag of 10	Distributor Drive Shaft - Early	42
11	913 423 120BG	Spring Pin, 1/8 X 3/4, Bag of 10	Distributor Drive Shaft - Later	43
28	913 423 120BG	Spring Pin, 1/8 X 3/4, Bag of 10	Tie Rod Bracket Assembly - Steel	28
51	913 423 160BG	Roll Pin, Esna, 1/8 X 1, Bag of 10	Table Assembly - Aluminum	23
40	913 431 160BG	Spring Pin, .156 X 1, Bag of 10	Cushion, Shock Absorber & Curtain Assemblies	59
58	913 437 140BG	Spring Pin, 3/16 X 7/8, Bag of 10	Distributor Assembly Sheet 1	45
69	913 437 140BG	Spring Pin, .187 X 7/8, Bag of 10	Distributor Assembly Sheet 2	47
11	913 437 160BG	Spring Pin, .187 X 1, Bag of 10	Distributor Drive Shaft - Early	42
12	913 437 160BG	Spring Pin, 3/16 X 1, Bag of 10	Distributor Drive Shaft - Later	43
39	913 437 240BG	Spring Pin, 3/16 X 1-1/2, Bag of 10	Yoke & Spotting Cup Assembly	37
41	913 437 240BG	Spring Pin, .187 X 1-1/2, Bag of 10	Cushion, Shock Absorber & Curtain Assemblies	59
65	913 448 120BG	Spring Pin, 1/4 X 3/4, Bag of 10	Pbl Light Sensor Assembly	69
70	913 464 280BG	Spring Pin, 3/8 X 1 1/4, Bag of 10	Distributor Assembly Sheet 2	47
30	913 464 400BG	Spring Pin, Bag of 10	Spot & Respot Linkages	18
31	913 464 480	Spring Pin, 3/8	Spot & Respot Linkages	18

# PARTS INDEX

ITEM#	PART#	DESCRIPTION	ASSEMBLY	PAGE#
53	913 464 480	Spring Pin, 3/8 X 3	Solenoid Operated Shuttle Assembly	15
59	914 037 206BG	Spring Pin, 3/16 X 1-1/4, Bag of 10	Distributor Assembly Sheet 1	45
26	919 000 600BG	Retaining Ring, Bag of 10	Pbl Ratchet Drive Assembly	75
60	919 000 600BG	Retaining Ring, 5000-137, Bag of 10	Distributor Assembly Sheet 1	45
27	919 000 700BG	Retaining Ring, # 5000-156, Bag of 10	Table Torque Tube Assembly - Aluminum	26
61	919 004 200BG	Retaining Ring, 5008-212, Bag of 10	Distributor Assembly Sheet 1	45
27	919 005 200BG	Retaining Ring, Bag of 10	Pbl Ratchet Drive Assembly	75
66	919 005 200BG	Retaining Ring, Bag of 10	Pbl Light Sensor Assembly	69
76	919 005 200BG	Retaining Ring, Bag of 10	Pbl Positive Ball Lift Assembly	71
62	919 005 300BG	Retaining Ring, 5100-37, Bag of 10	Distributor Assembly Sheet 1	45
50	919 005 400BG	Retaining Ring, Bag of 10	Kickback Plate Assembly Opposite Ball Exit Side	55
12	919 005 500BG	Retaining Ring, Bag of 10	Pbl Belt Tensioner Assembly	73
67	919 005 500BG	Retaining Ring, Bag of 10	Pbl Light Sensor Assembly	69
13	919 005 600BG	Retaining Ring, Bag of 10	Pbl Belt Tensioner Assembly	73
16	919 005 600BG	Tru-Arc Ring (10 Per Bag)	Pbl Belt Tensioner Assembly (Old Style)	74
28	919 005 600BG	Retaining Ring, Bag of 10	Pbl Ratchet Drive Assembly	75
49	919 005 600BG	Retaining Ring, Bag of 10	Sweep Arm Assembly	20
63	919 005 600BG	Retaining Ring, 5100-62, Bag of 10	Distributor Assembly Sheet 1	45
71	919 005 600BG	Retaining Ring, 5100-62, Bag of 10	Distributor Assembly Sheet 2	47
77	919 005 600BG	Retaining Ring, Bag of 10	Pbl Positive Ball Lift Assembly	71
12	919 005 800BG	Retaining Ring, Bag of 10	Pbl Belt Tightener Assembly	72
44	919 005 800BG	Retaining Ring, Bag of 10	Kickback Plate Assembly - Ball Side Exit	53
51	919 005 800BG	Retaining Ring, Bag of 10	Kickback Plate Assembly Opposite Ball Exit Side	55
78	919 005 800BG	Retaining Ring, Bag of 10	Pbl Positive Ball Lift Assembly	71
14	919 005 900BG	Retaining Ring, Bag of 10	Pbl Belt Tensioner Assembly	73
72	919 006 800BG	Retaining Ring, 5115-37, Bag of 10	Distributor Assembly Sheet 2	47
15	922 323 090	Rivet, Semi-Tubular Rd Hd, .125 X 9/16	Sweep & Table Cam Switch Assembly	19
45	937 000 000BG	Drive Rivet (Field Replacement), Bag of 10	Kickback Plate Assembly - Ball Side Exit	53
52	937 000 000BG	Drive Rivet (Field Replacement), Bag of 10	Kickback Plate Assembly Opposite Ball Exit Side	55
79	937 000 000BG	Rivet, Steel, 1/4 X 11/32, Bag of 10	Pbl Positive Ball Lift Assembly	71
53	937 710 005	Aluminum Drive Rivet	Kickback Plate Assembly Opposite Ball Exit Side	55
43	938 523 050	Pop Rivet, 1/8 X .251 X .31	Pin Elevator & Hoop Assembly	61
12	938 637 100BG	Rivet-Pop 3/16 Diameter, Aluminum, Bag of 10	Sweep Bar Mounting Assembly	21
54	941 072 200BG	Washer, Flat, 1.25 X .5 X .083, Bag of 10	Kickback Plate Assembly Opposite Ball Exit Side	55
42	945 091 242	Washer, 1-1/2 X 1 X .046	Cushion, Shock Absorber & Curtain Assemblies	59
28	945 867 242BG	Plain Washer, 1.50 X .406 X 0.5, Bag of 10	Table Torque Tube Assembly - Aluminum	26
39	945 867 242BG	Washer, Flat, .406 X 1-1/2 X .05, Bag of 10	Table To Crossbeam Assembly - Steel	24
44	945 867 242BG	Washer, 13/32 X 1-1/2, Bag of 10	Front End Frame & Platform Assembly, Right Hand Machine	7
44	945 867 242BG	Washer, 13/32 X 1-1/2, Bag of 10	Front End Frame & Platform Assembly - Even Machine	9
40	947 271 967	Washer, Flat, 7/16	Table To Crossbeam Assembly - Steel	24
29	947 356 617	Washer, 5/16	Pbl Ratchet Drive Assembly	75
44	947 356 617	Washer, Flat, 11/32 X 5/16	Pin Elevator & Hoop Assembly	61
45	947 367 141	Washer, 7/8 X 13/32 X 1/8	Pin Elevator & Hoop Assembly	61
Not Shown	948 041 100	Washer Rubber (Not Shown)	Solenoid Operated Shuttle Assembly	15
13	948 631 062	Washer, #6, Flat	Foul Lights	82
54	948 637 072BG	Washer, Flat, 3/16 X 7/16 X 3/64, Bag of 10	Solenoid Operated Shuttle Assembly	15
13	948 722 111BG	Washer, Black Oxide, 11/16 O.D. X 11/32 I.D., Bag of 10	Sweep Bar Mounting Assembly	21
64	948 745 082BG	Washer, 7/32 X 1/2 X 1/16, Bag of 10	Distributor Assembly Sheet 1	45
16	948 753 101	Washer, Flat, 1/4, Black	Chassis and Mounting Bracket Assembly	65
13	948 753 102BG	Washer, Flat, 9/32 X 5/8 X 1/16, Bag of 10	Table & Respot Links	31
17	948 753 102BG	Washer, Flat, 9/32 X 5/8 X 1/16, Bag of 10	Chassis and Mounting Bracket Assembly	65
24	948 753 102BG	Washer, Flat, 5/8 X 9/32 X 1/16, Bag of 10	Back End Assembly	51
33	948 753 102BG	Washer, Flat, .281 X .625 X .06, Bag of 10	Bounce Plate and Roller Assembly	56
36	948 753 102BG	Washer, A-N Flat, 1/4, Bag of 10	Durabin	40
45	948 753 102BG	Washer, Flat, 5/8 X 9/32 X 1/16, Bag of 10	Front End Frame & Platform Assembly, Right Hand Machine	7
45	948 753 102BG	Washer, Flat, 5/8 X 9/32 X 1/16, Bag of 10	Front End Frame & Platform Assembly - Even Machine	9
65	948 753 102BG	Washer, 5/8 X 9/32 X 1/16, Bag of 10	Distributor Assembly Sheet 1	45
18	948 761 112BG	Washer, Flat, 11/32 X 11/16 X 1/16, Bag of 10	Chassis and Mounting Bracket Assembly	65
25	948 761 112BG	Washer, Flat, 11/16 X 11/32 X 1/16, Bag of 10	Back End Assembly	51
30	948 761 112BG	Washer, Flat, 11/32 X 11/16 X 1/16, Bag of 10	Pbl Ratchet Drive Assembly	75
32	948 761 112BG	Washer, 11/32 X 11/16 X 1/16, Bag of 10	Positive Ball Lift (Pbl)	67
34	948 761 112BG	Washer, Flat, .343 X .625 X .06, Bag of 10	Bounce Plate and Roller Assembly	56
40	948 761 112BG	Washer, Flat, 11/32 X 1-1/16 X 1/16, Bag of 10	Yoke & Spotting Cup Assembly	37
43	948 761 112BG	Washer, 11/32 X 11/16 X 1/16, Bag of 10	Cushion, Shock Absorber & Curtain Assemblies	59
46	948 761 112BG	Washer, Flat, 11/16 X 11/32 X 1/16, Bag of 10	Front End Frame & Platform Assembly, Right Hand Machine	7
46	948 761 112BG	Washer, Flat, 11/16 X 11/32 X 1/16, Bag of 10	Front End Frame & Platform Assembly - Even Machine	9
46	948 761 112BG	Washer, Flat, 11/16 X 11/32 X 1/16, Bag of 10	Pin Elevator & Hoop Assembly	61
66	948 761 112BG	Washer, 11/16 X 11/32 X 1/16, Bag of 10	Distributor Assembly Sheet 1	45
68	948 761 112BG	Washer, 11/16 X 11/32 X 1/16, Bag of 10	Pbl Light Sensor Assembly	69
80	948 761 112BG	Washer, Flat, 11/32 X 11/16 X 1/16, Bag of 10	Pbl Positive Ball Lift Assembly	71
25	948 767 132BG	Washer, Flat, 13/32 X 13/16 X 1/16, Bag of 10	Pbl Track Rail Assembly	77
26	948 767 132BG	Washer, Flat, 13/32 X 13/16 X 1/16, Bag of 10	Back End Assembly	51
29	948 767 132BG	Washer, Flat, 13/32 X 13/16 X 1/16, Bag of 10	Tie Rod Bracket Assembly - Steel	28
31	948 767 132BG	Washer, Flat, 13/32 X 13/16 X 1/16, Bag of 10	Pbl Ratchet Drive Assembly	75
33	948 767 132BG	Washer, 13/32 X 13/16 X 1/16, Bag of 10	Positive Ball Lift (Pbl)	67
46	948 767 132BG	Washer, 13/32 X 13/16 X 1/16, Bag of 10	Kickback Plate Assembly - Ball Side Exit	53
47	948 767 132BG	Washer, Flat, 13/16 X 13/32 X 1/16, Bag of 10	Front End Frame & Platform Assembly, Right Hand Machine	7

ITEM#	PART#	DESCRIPTION	ASSEMBLY	PAGE#
47	948 767 132BG	Washer, Flat, 13/16 X 13/32 X 1/16, Bag of 10	Front End Frame & Platform Assembly - Even Machine	9
47	948 767 132BG	Washer, 13/16 X 13/32 X 1/16, Bag of 10	Pin Elevator & Hoop Assembly	61
50	948 767 132BG	Washer, 13/32 X 13/16 X 1/16, Bag of 10	Sweep Arm Assembly	20
55	948 767 132BG	Washer, Bag of 10	Kickback Plate Assembly Opposite Ball Exit Side	55
69	948 767 132BG	Washer, Flat, 13/16 X 13/32 X 1/16, Bag of 10	Pbl Light Sensor Assembly	69
48	948 809 210	Washer, Flat, 1-5/16 X 5/8 X .09	Pin Elevator & Hoop Assembly	61
32	948 964 142BG	Washer, Flat, .375 X .875 X .094, Bag of 10	Pbl Ratchet Drive Assembly	75
13	948 975 172BG	Washer, Flat, 1-1/16 X 17/32 X 3/32, Bag of 10	Pbl Belt Tightener Assembly	72
23	948 975 172BG	Washer, 17/32 X 1-1/16, Bag of 10	Respot Cell Assembly, Cells 7 Through 10	35
24	948 975 172BG	17/32 X 1 1/16 Washer, Bag of 10	Respot Cell Assembly, Cells 1 Through 6	34
44	948 975 172BG	Washer, Flat, 1-1/16 X 17/32 X 3/32, Bag of 10	Cushion, Shock Absorber & Curtain Assemblies	59
47	948 975 172BG	Washer, Flat, 1-1/4 X 1/2 X 1/16, Bag of 10	Kickback Plate Assembly - Ball Side Exit	53
30	948 983 212BG	Washer, Flat, 21/32 X 1-5/16, Bag of 10	Tie Rod Bracket Assembly - Steel	28
41	948 983 212BG	Washer, 21/32 X 1-5/16, Bag of 10	Table To Crossbeam Assembly - Steel	24
81	948 983 212BG	Washer, Flat, 1-5/16 X 21/32 X .093, Bag of 10	Pbl Positive Ball Lift Assembly	71
29	949 100 002BG	Plain Washer, .922 O.D. X .468 I.D. X .06 Thk., Bag of 10	Table Torque Tube Assembly - Aluminum	26
36	949 100 002BG	Plain Washer, 15/32 I.D. X 59/64 Od X 1/16 Thk, Bag of 10	Tie Rod Assemblies	29
42	949 100 002BG	Washer, 59/64 X 15/32 X 1/16, Bag of 10	Table To Crossbeam Assembly - Steel	24
51	949 100 002BG	Washer, 59/64 X 15/32, Bag of 10	Sweep Arm Assembly	20
70	949 100 002BG	Washer, Flat, 59/64 X 13/32 X 1/16, Bag of 10	Pbl Light Sensor Assembly	69
49	950 001 008	Washer, Nylon, .750 X 1.25 X .08	Pin Elevator & Hoop Assembly	61
14	951 032 000	Washer, #8, Split Lock	Dual Pit Light XLi	13
20	951 032 000	Washer, #8, Split Lock	Dual Pit Light XL	12
45	951 148 002BG	Washer, Split Lock, ¼, Bag of 10	Cushion, Shock Absorber & Curtain Assemblies	59
50	951 156 002	Washer, Split Lock, 5/16	Pin Elevator & Hoop Assembly	61
26	951 164 002BG	Washer, Split Lock, 3/8, Bag of 10	Pbl Track Rail Assembly	77
27	951 164 002BG	Washer, Split Lock, 3/8, Bag of 10	Back End Assembly	51
28	951 164 002BG	Washer, Split Lock, 3/8, Bag of 10	Back End Drive Motor & Bracket Assembly	63
31	951 164 002BG	Washer, Split Lock, 3/8, Bag of 10	Tie Rod Bracket Assembly - Steel	28
32	951 164 002BG	Washer, Split Lock, 3/8, Bag of 10	Spot & Respot Linkages	18
36	951 164 002BG	Washer, Split Lock, 3/8, Bag of 10	Front End Drive	14
46	951 164 002BG	Washer, Split Lock, 3/8, Bag of 10	Cushion, Shock Absorber & Curtain Assemblies	59
48	951 164 002BG	Washer, Split Lock, 3/8, Bag of 10	Kickback Plate Assembly - Ball Side Exit	53
56	951 164 002BG	Washer, Split Lock, 3/8, Bag of 10	Kickback Plate Assembly Opposite Ball Exit Side	55
82	951 164 002BG	Washer, Split Lock, 3/8, Bag of 10	Pbl Positive Ball Lift Assembly	71
51	951 181 002	Washer, Split Lock, 5/8	Pin Elevator & Hoop Assembly	61
62	957 100 002BG	Washer, External Tooth, #10, Bag of 10	Steel Bin Assembly	39
73	957 100 002BG	Washer, External Lock, # 10, Bag of 10	Distributor Assembly Sheet 2	47
27	958 584 002	Washer, Lock, 3/8	Pbl Track Rail Assembly	77
16	963 200 002BG	X Washer, 1/8, Bag of 10	Sweep & Table Cam Switch Assembly	19
24	963 400 002BG	X-Washer, Bag of 10	Respot Cell Assembly, Cells 7 Through 10	35
28	963 200 002BG	X-Washer, #9000 - 8, Bag of 10	Respot Cell Assembly	33
35	963 200 002BG	X Washer, Bag of 10	Table Wireway Assembly - Aluminum & Steel	27
52	963 200 002BG	X Washer, 9000 8, Bag of 10	Table Assembly - Aluminum	23
55	963 200 002BG	X Washer, Bag of 10	Solenoid Operated Shuttle Assembly	15
9	963 400 002BG	X-Washer, 3/16, Bag of 10	Front Actuator & Connector Assemblies	30
11	963 400 002BG	X Washer, 3/16, Bag of 10	Table & Respot Cells	32
14	963 400 002BG	X-Washer, 3/16, Bag of 10	Table & Respot Links	31
29	963 400 002BG	X-Washer, #9000 - 12, Bag of 10	Respot Cell Assembly	33
30	963 400 002BG	X-Washer, #9000-12, Bag of 10	Table Torque Tube Assembly - Aluminum	26
48	963 400 002BG	X-Washer, Bag of 10	Front End Frame & Platform Assembly, Right Hand Machine	7
48	963 400 002BG	X-Washer, Bag of 10	Front End Frame & Platform Assembly - Even Machine	9
53	963 400 002BG	X Washer, 9000 12, Bag of 10	Table Assembly - Aluminum	23
43, 44	963 400 002BG	X-Washer, 3/16, Bag of 10	Table To Crossbeam Assembly - Steel	24
14	963 600 002BG	X-Washer, 1/4, Bag of 10	Pbl Belt Tightener Assembly	72
29	963 600 002BG	X-Washer, Bag of 10	Back End Drive Motor & Bracket Assembly	63
47	963 600 002BG	X-Washer, Bag of 10	Cushion, Shock Absorber & Curtain Assemblies	59
57	963 600 002BG	X-Washer, ¼, Bag of 10	Kickback Plate Assembly Opposite Ball Exit Side	55
63	Obs See Below	Screw, Hex, M6 X 16 Mm	Steel Bin Assembly	39
64	Obs See Below	Screw, Button Head, M6 X 12 Mm	Steel Bin Assembly	39
65	Obs See Below	Screw, Hex, M6 X 100 Mm	Steel Bin Assembly	39



**WORLDWIDE HEADQUARTERS**

8100 AMF Drive - Mechanicsville, VA 23111 - USA - Tel. (804) 569-1000 - Fax: (804) 559-8650 - Toll free 1-866-460-QAMF (7263)

**EUROPEAN HEADQUARTERS**

Via della Croce Coperta, 15 - 40128 Bologna - Italy - Tel.+39 051.4192.611 - Fax +39 051.4192.602

**[www.qubicaamf.com](http://www.qubicaamf.com) - [info@qubicaamf.com](mailto:info@qubicaamf.com)**